



US00D894647S

(12) **United States Design Patent** (10) **Patent No.:** **US D894,647 S**
Erebia (45) **Date of Patent:** **** Sep. 1, 2020**

(54) **TILE DISPLAY APPARATUS** 6,029,833 A * 2/2000 Yeh A47F 5/0838
108/108
(71) Applicant: **Home Depot Product Authority, LLC,** D503,748 S 4/2005 Crawford
Atlanta, GA (US) D503,749 S 4/2005 Crawford
D552,182 S 10/2007 Sparkowski
(72) Inventor: **David Erebia,** Hidalgo, TX (US) (Continued)

(73) Assignee: **Home Depot Product Authority, LLC,** Atlanta, GA (US)
(**) Term: **15 Years**
(21) Appl. No.: **29/732,717**
(22) Filed: **Apr. 27, 2020**

Related U.S. Application Data

(62) Division of application No. 29/563,769, filed on May 6, 2016, now Pat. No. Des. 882,308.
(51) **LOC (12) Cl.** **20-02**
(52) **U.S. Cl.**
USPC **D6/681.1**
(58) **Field of Classification Search**
USPC D6/313, 672, 679, 681, 681.1, 681.3,
D6/682, 682.1, 682.2, 702, 703, 703.2,
D6/703.5, 706, 712, 713, 714; D20/10,
D20/27, 41, 42
CPC A47F 1/04
See application file for complete search history.

(56) **References Cited**

U.S. PATENT DOCUMENTS

D89,512 S 3/1933 Sample
4,329,800 A * 5/1982 Shuman F16B 7/105
40/606.14
D264,731 S * 6/1982 Shuman D20/40
D265,746 S 8/1982 Robillard
D328,925 S 8/1992 Levin
D371,026 S 6/1996 Hendler et al.
D383,497 S 9/1997 Robertson
6,009,651 A * 1/2000 Current G09F 15/0068
40/605

OTHER PUBLICATIONS

“Ceramic Tile Display Of Our ShowRoom” Feb. 12, 2017, YouTube, site visited Jun. 22, 2020: https://youtu.be/tXzt_r7p2rl (Year: 2017).*
(Continued)

Primary Examiner — Jack Reickel
Assistant Examiner — Melvin L Davis
(74) *Attorney, Agent, or Firm* — Greenberg Traurig, LLP

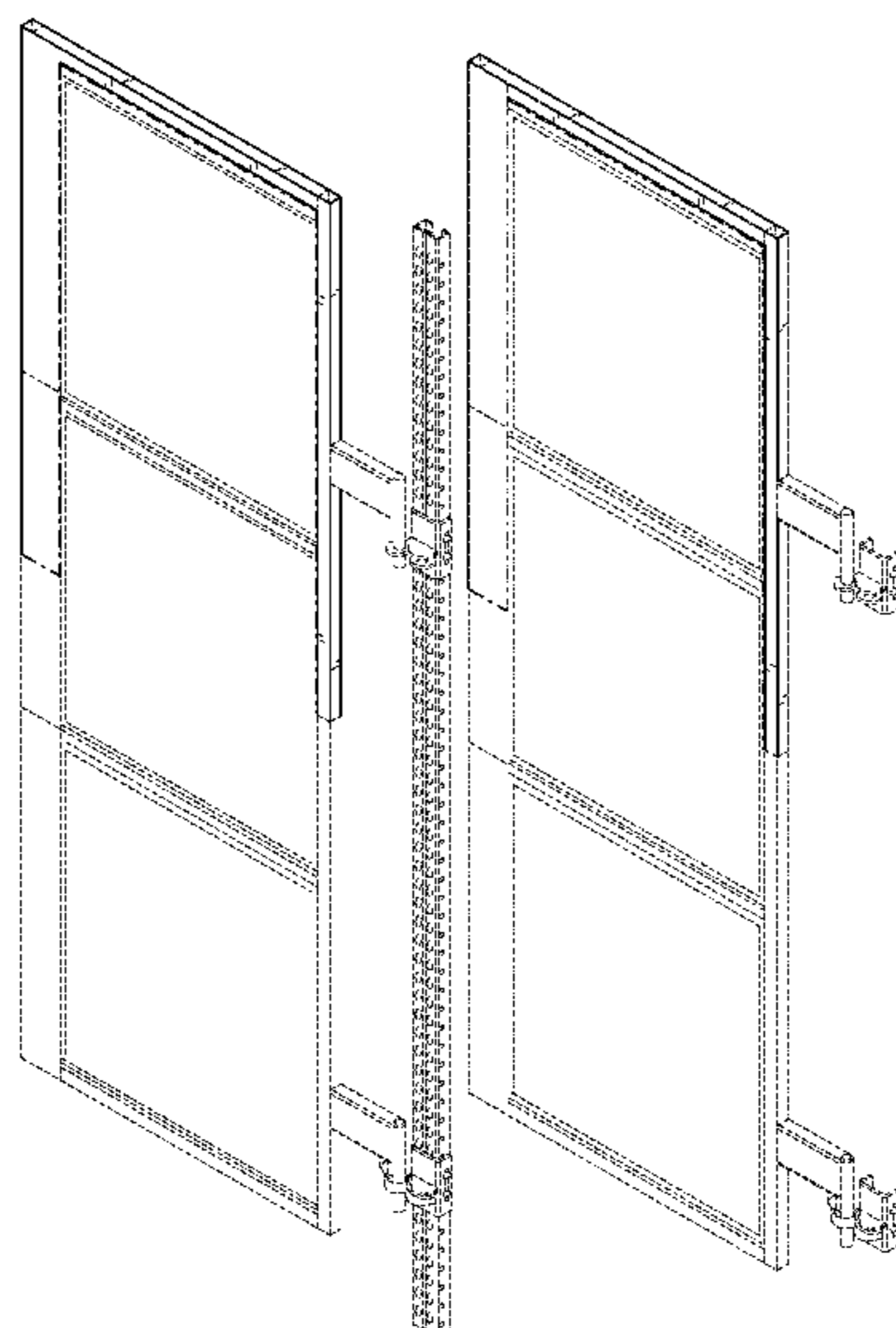
(57) **CLAIM**

I claim the ornamental design for a tile display apparatus, as shown and described.

DESCRIPTION

FIG. 1 is a front perspective view of a tile display apparatus having my design;
FIG. 2 is another front perspective view of the tile display apparatus of FIG. 1;
FIG. 3 is a front view of the tile display apparatus of FIG. 1;
FIG. 4 is a back view of the tile display apparatus of FIG. 1; and,
FIG. 5 is a right-side view of the tile display apparatus of FIG. 1.
The left side and top of the tile display apparatus are fully disclosed in the perspective views of FIGS. 1 and 2, and therefore separate left-side and top views are omitted. Features illustrated with evenly broken lines are portions of the article that form no part of the claimed design. The dot-dash line demarcates boundaries of the claim.

1 Claim, 5 Drawing Sheets



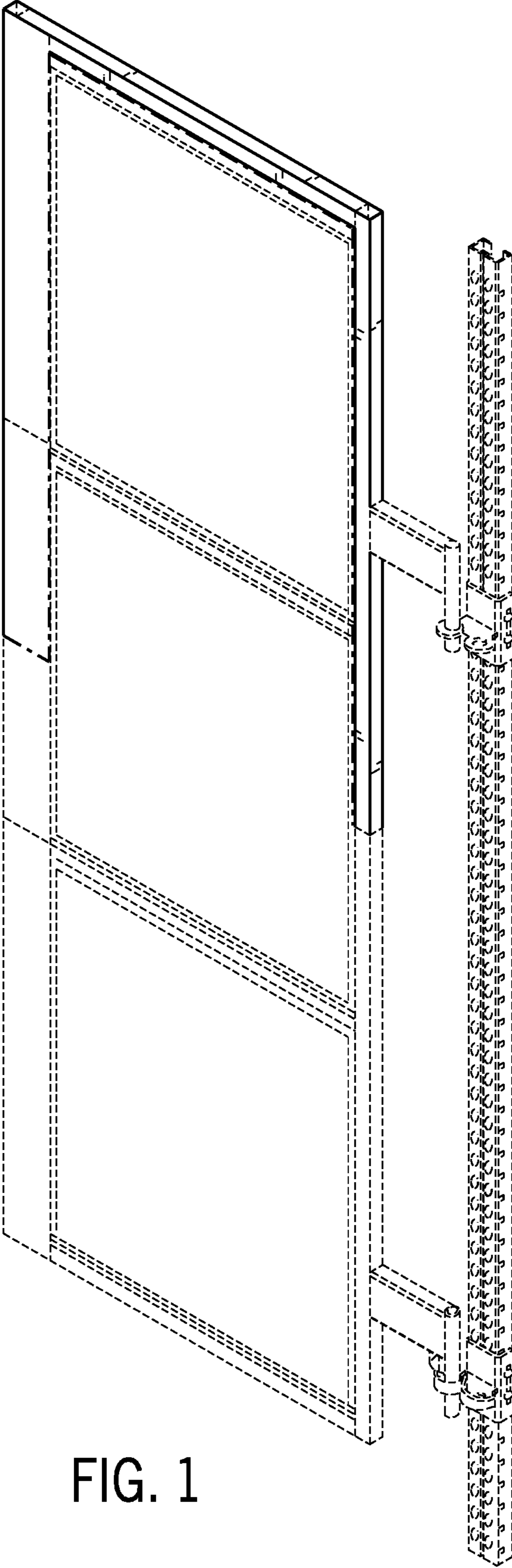


FIG. 1

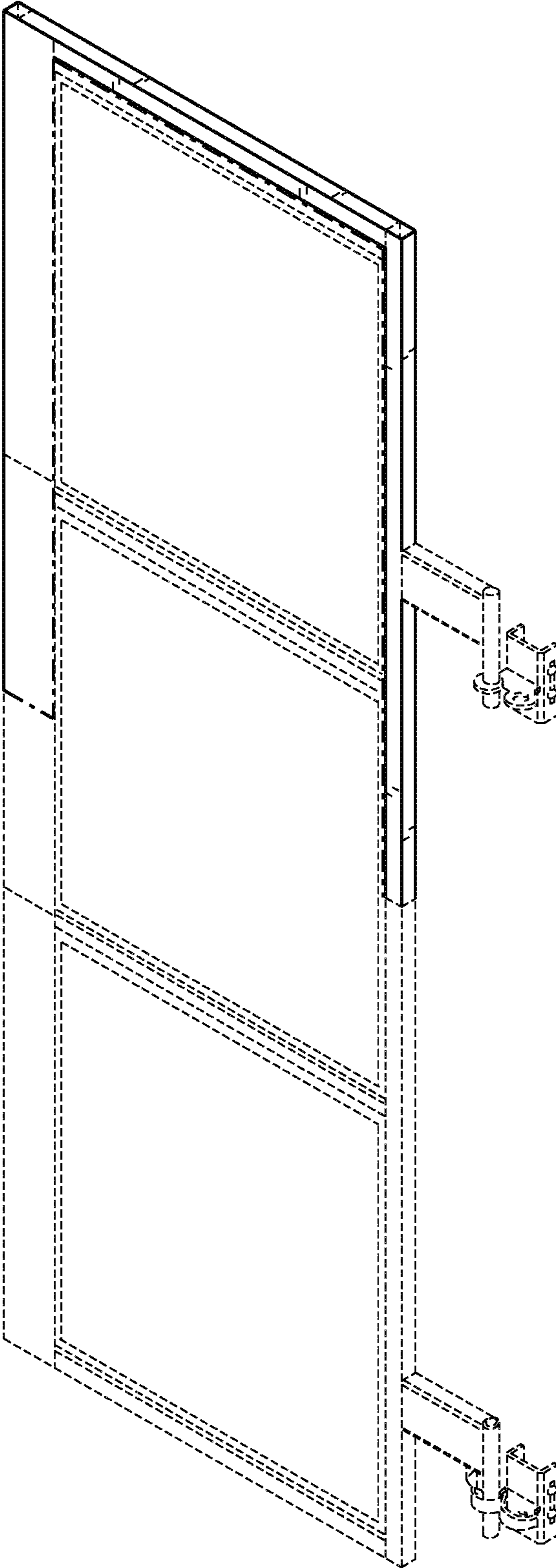
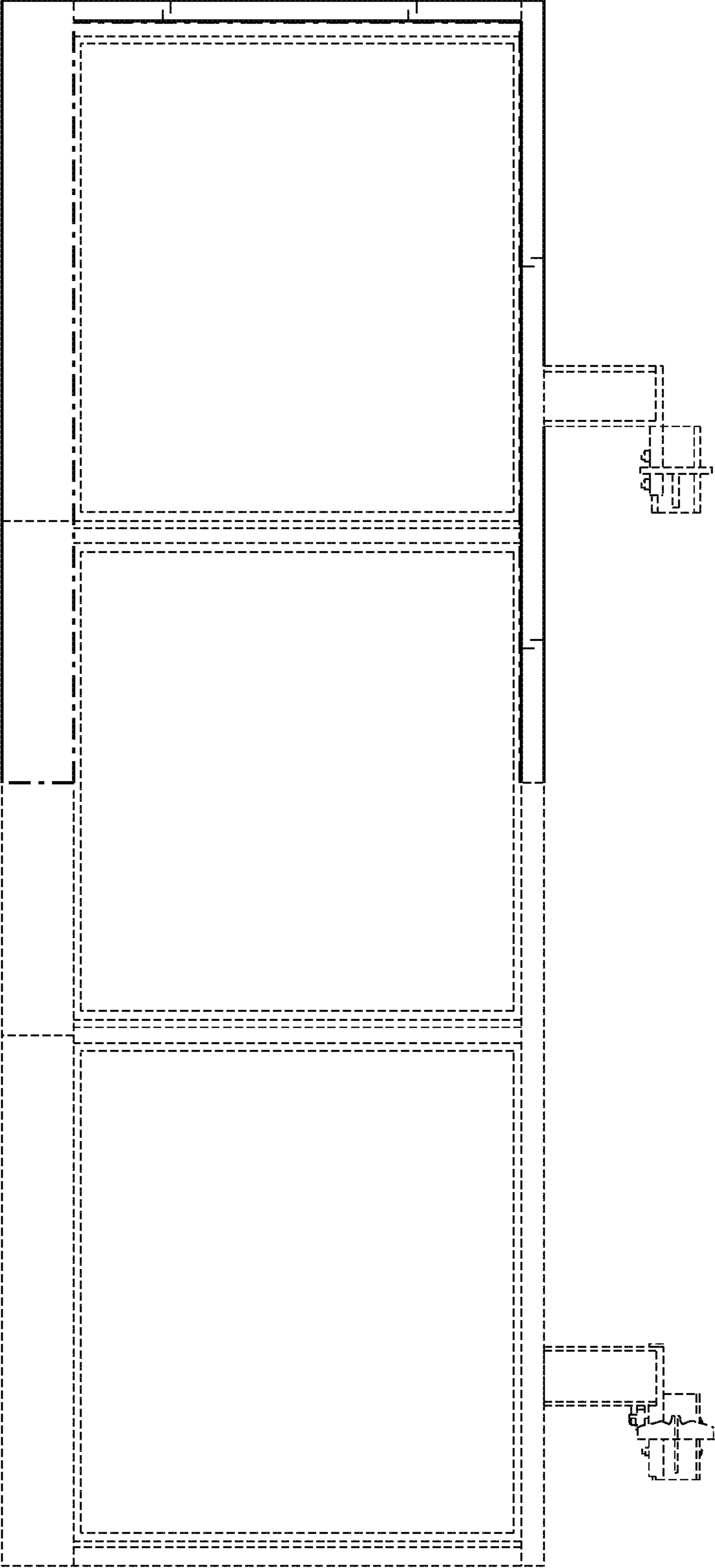


FIG. 2

FIG. 3



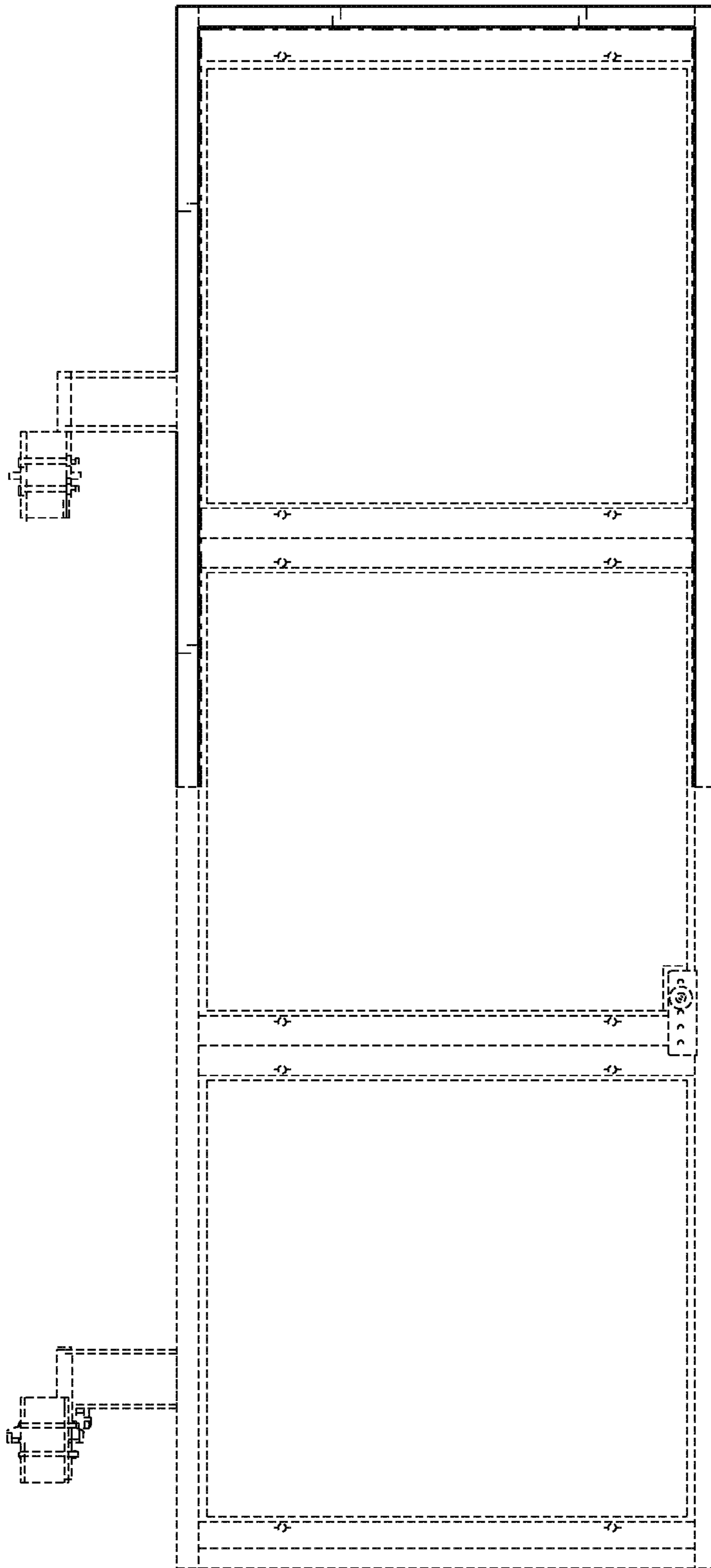


FIG. 4

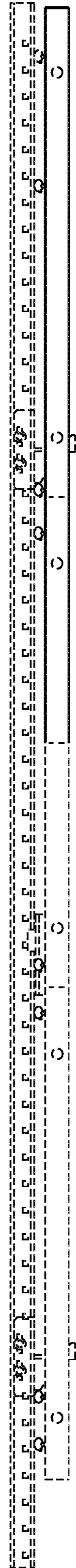


FIG. 5