



US00D894645S

(12) **United States Design Patent** (10) **Patent No.:** **US D894,645 S**
Ohmoto et al. (45) **Date of Patent:** **** Sep. 1, 2020**

(54) **BEARER**

(71) Applicants: **OBAYASHI CORPORATION**, Tokyo (JP); **SRI INTERNATIONAL**, Menlo Park, CA (US)

(72) Inventors: **Eri Ohmoto**, Tokyo (JP); **Satoru Doi**, Tokyo (JP); **Tomoya Kaneko**, Tokyo (JP); **Koji Hamada**, Tokyo (JP); **Tamaki Horii**, Tokyo (JP); **Maya Kagatani**, Tokyo (JP); **Tatsuya Osugi**, Tokyo (JP); **Hiroto Sato**, Redwood City, CA (US); **Takashi Tsuchiya**, Foster City, CA (US); **Aveek Das**, San Francisco, CA (US); **Poojitha Preena**, Piedmont, CA (US)

(73) Assignees: **OBAYASHI CORPORATION**, Tokyo (JP); **SRI INTERNATIONAL**, Menlo Park, CA (US)

(**) Term: **15 Years**

(21) Appl. No.: **29/674,600**

(22) Filed: **Dec. 21, 2018**

(51) **LOC (12) Cl.** **06-06**

(52) **U.S. Cl.**
USPC **D6/675**

(58) **Field of Classification Search**
USPC D6/349, 672, 675, 675.1, 684, 691
(Continued)

(56) **References Cited**

U.S. PATENT DOCUMENTS

2,543,254 A 2/1951 Osborn
2,691,499 A 10/1954 Watts
(Continued)

FOREIGN PATENT DOCUMENTS

JP 2016-113283 A 6/2016

OTHER PUBLICATIONS

Office Action issued in related U.S. Appl. No. 16/230,554, dated Dec. 20, 2019.

(Continued)

Primary Examiner — Kelley A Donnelly

(74) *Attorney, Agent, or Firm* — Maschoff Brennan

(57) **CLAIM**

The ornamental design for a bearer, as shown and described.

DESCRIPTION

FIG. 1 is a front, top, and right side perspective view of a first embodiment of a bearer showing our new design;

FIG. 2 is an enlarged front view thereof, the rear view being symmetrical to the front view;

FIG. 3 is a top plan view thereof;

FIG. 4 is a bottom plan view thereof;

FIG. 5 is a right side view thereof;

FIG. 6 is a left side view thereof;

FIG. 7 is an enlarged cross-sectional view taken along line 7-7 in FIG. 3;

FIG. 8 is an exploded perspective view thereof;

FIG. 9 is a front, top, and right side perspective view of a second embodiment of a bearer showing our new design;

FIG. 10 is an enlarged front view thereof, the rear view being symmetrical to the front view;

FIG. 11 is a top plan view thereof;

FIG. 12 is a bottom plan view thereof;

FIG. 13 is a right side view thereof;

FIG. 14 is a left side view thereof;

FIG. 15 is an enlarged cross-sectional view taken along line 15-15 in FIG. 11;

FIG. 16 is an enlarged cross-sectional view taken along line 16-16 in FIG. 13;

FIG. 17 is an exploded perspective view thereof;

FIG. 18 is a front, top, and right side perspective view of a third embodiment of a bearer showing our new design;

FIG. 19 is a front view thereof, the rear view being symmetrical to the front view;

FIG. 20 is a top plan view thereof;

FIG. 21 is a bottom plan view thereof;

(Continued)

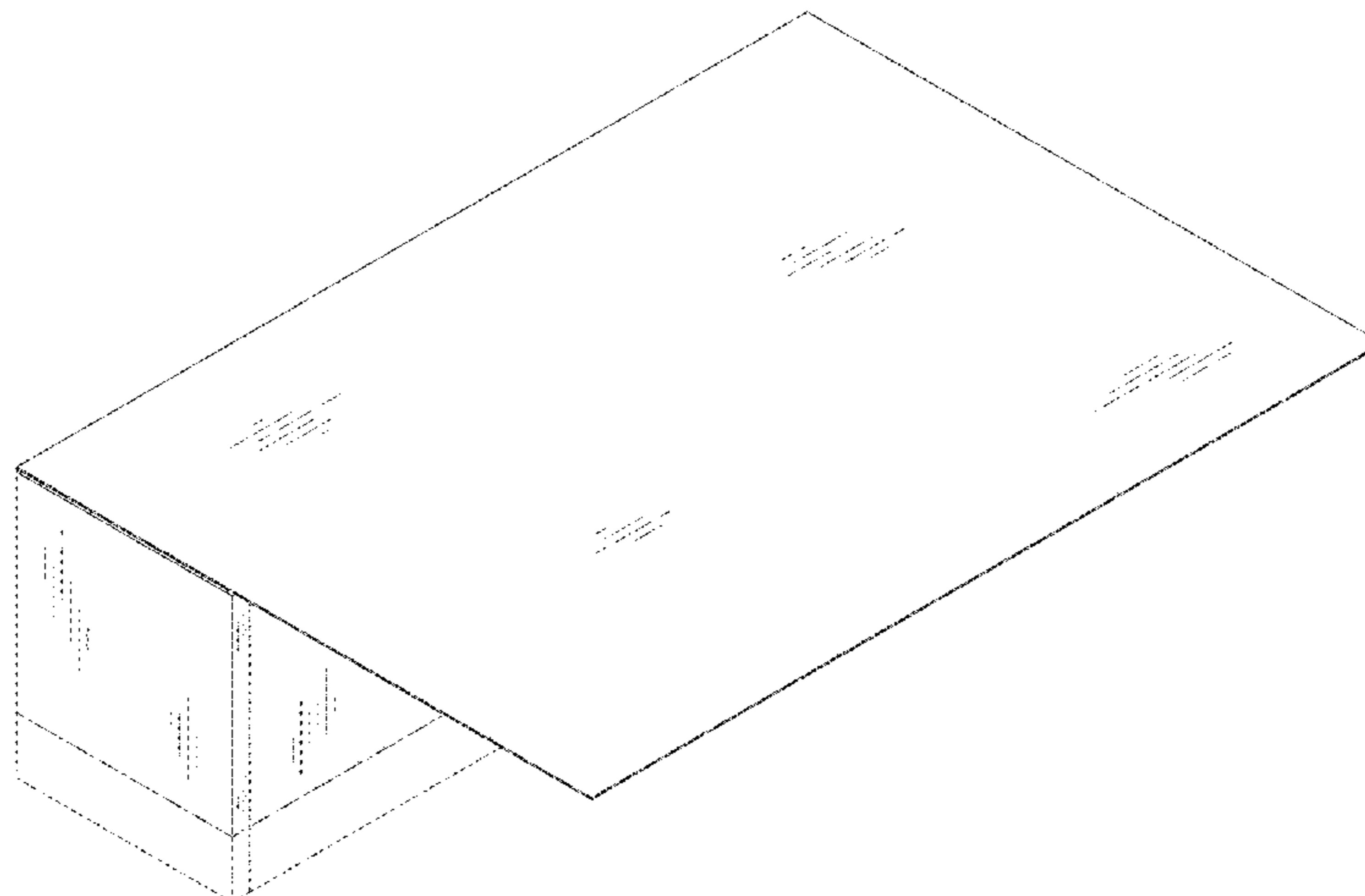


FIG. 22 is a right side view thereof;
 FIG. 23 is a left side view thereof; and,
 FIG. 24 is an enlarged cross-sectional view taken along line
 24-24 in FIG. 20.

The broken lines illustrate portions of the bearer that form no
 part of the claimed design. The dash-dotted lines denote the
 boundary of the claim and form no part of the claimed
 design.

1 Claim, 24 Drawing Sheets

(58) **Field of Classification Search**

CPC A47F 5/0018; A47F 5/0043; A47F 5/0081;
 A47B 1/02; A47B 7/00; A47B 13/02
 See application file for complete search history.

(56) **References Cited**

U.S. PATENT DOCUMENTS

3,424,364	A	1/1969	Grafslund	
D220,442	S *	4/1971	Beavers	D6/671
3,651,769	A	3/1972	Foley	
3,880,286	A	4/1975	Wegener	
3,881,429	A	5/1975	Seymore	
3,902,692	A	9/1975	Skinner	
4,051,786	A	10/1977	Nordgren	
4,169,417	A	10/1979	Gemvik	
4,694,962	A	9/1987	Tuab	
5,237,936	A	8/1993	Susel et al.	
5,483,899	A	1/1996	Christie	

D414,628	S *	10/1999	Gager	D6/671.1
D485,094	S *	1/2004	Chang	D6/690
7,025,208	B2	4/2006	Baker et al.	
D604,529	S *	11/2009	Bloch	D6/651
7,779,764	B2	8/2010	Naidu et al.	
8,176,856	B2	5/2012	Dickner	
8,667,905	B2	3/2014	Anderson et al.	
D711,171	S *	8/2014	Brielmaier	D6/675
9,126,753	B2	9/2015	Cowie et al.	
D740,595	S *	10/2015	Kim	D6/672
D776,470	S *	1/2017	Heck	D6/691
D786,594	S *	5/2017	Yamamoto	D6/702
D787,246	S *	5/2017	Price	D6/699
D787,247	S *	5/2017	Price	D6/699
D790,893	S *	7/2017	Grossinger	D6/691
D794,686	S *	8/2017	Kim	D15/89
9,981,791	B2	5/2018	Feudner et al.	
D846,313	S *	4/2019	Carral O' Gorman	D6/652
D846,603	S *	4/2019	Kwon	D15/89
D847,542	S *	5/2019	Lipparini	D6/657
D854,589	S *	7/2019	Lee	D15/89
D859,892	S *	9/2019	Tio	D6/675
D869,210	S *	12/2019	Mangold	D6/691.4
D873,056	S *	1/2020	Stafford	D6/675
D874,193	S *	2/2020	Goodman	D6/675.5
2006/0065168	A1	3/2006	Chen	
2011/0132238	A1	6/2011	Jaegers et al.	

OTHER PUBLICATIONS

U.S. Office Action in U.S. Appl. No. 16/230,554 dated Jun. 19,
 2020.

* cited by examiner

FIG.1

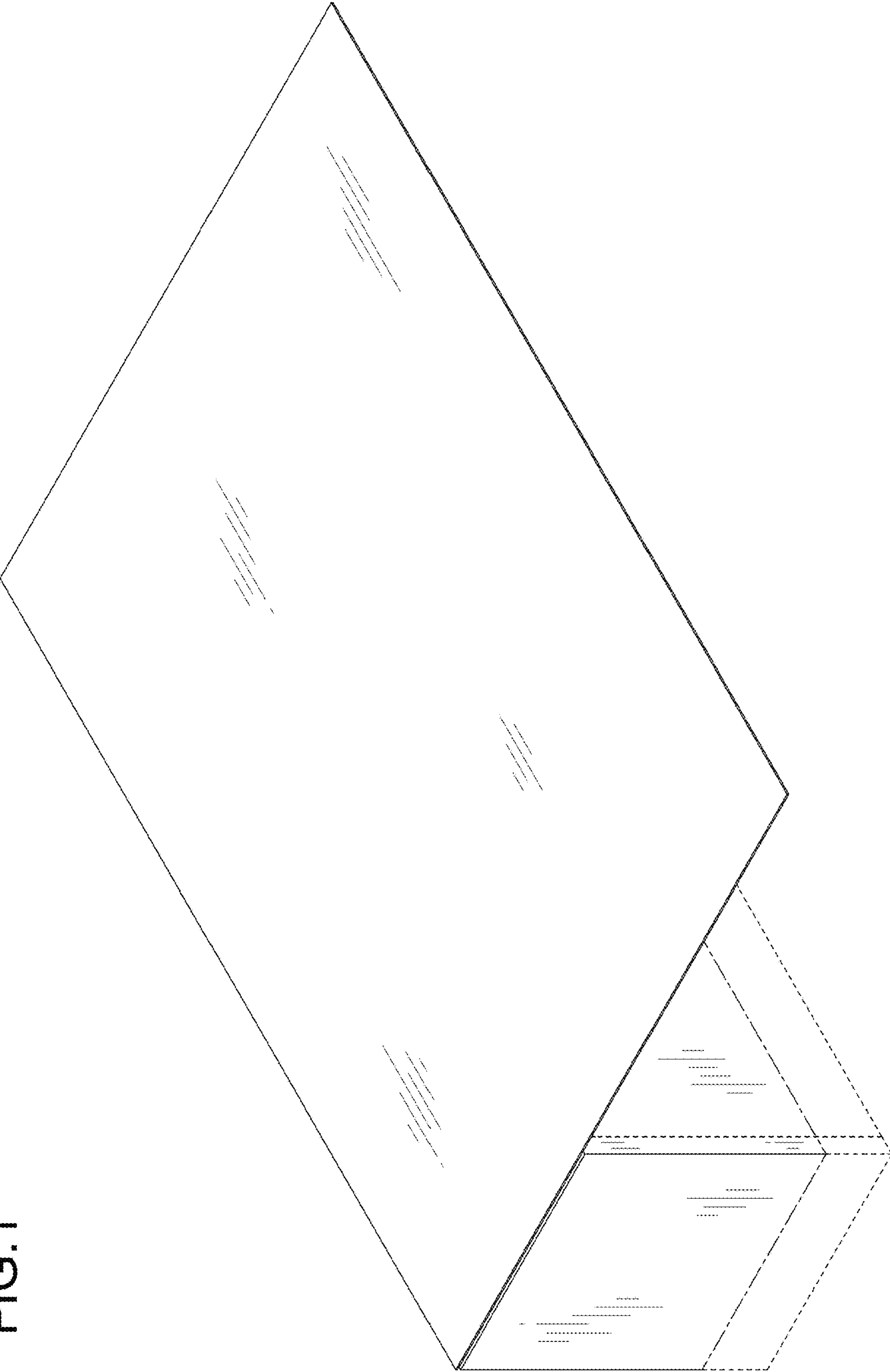


FIG.2




FIG.3

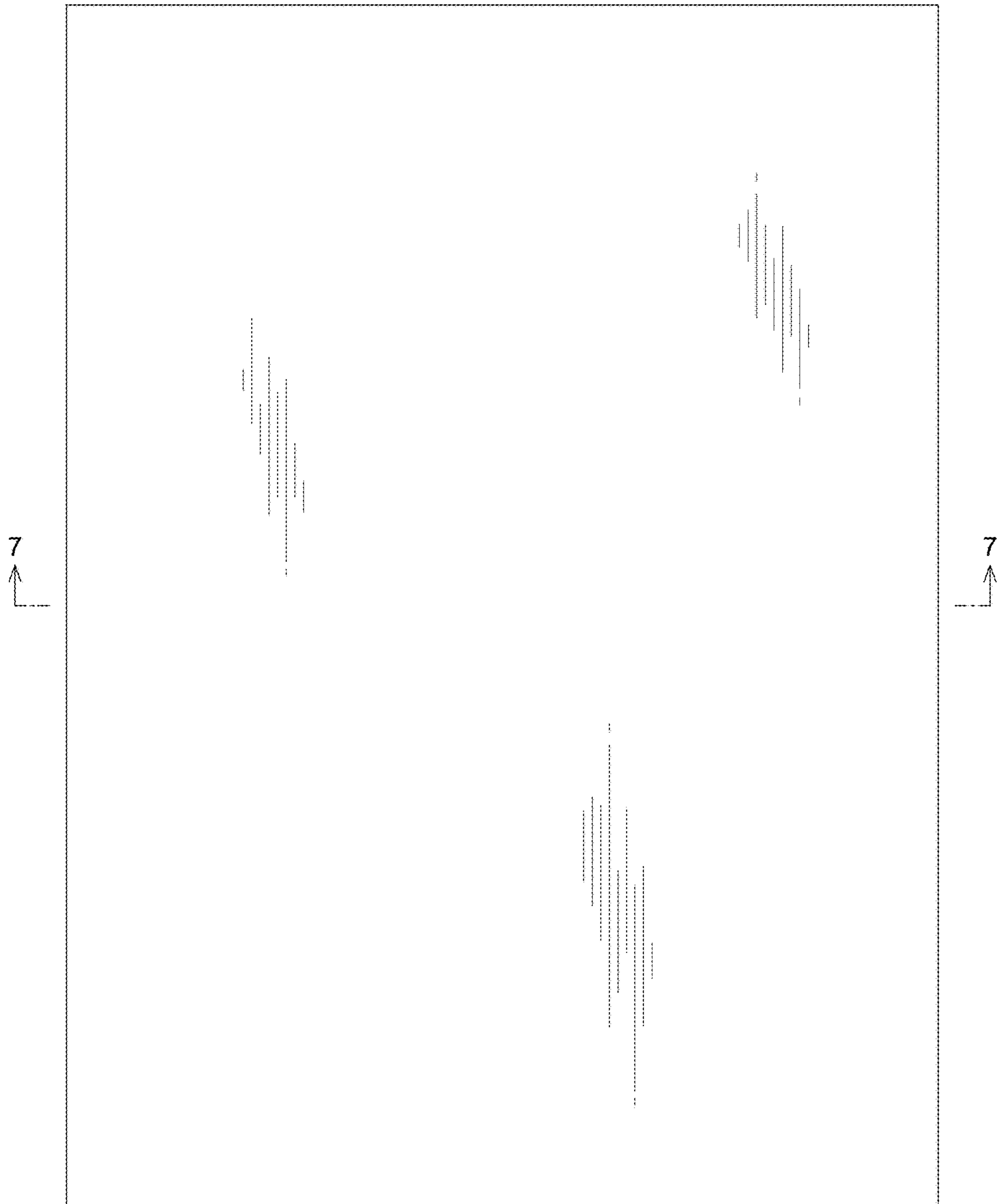


FIG.4




FIG.5

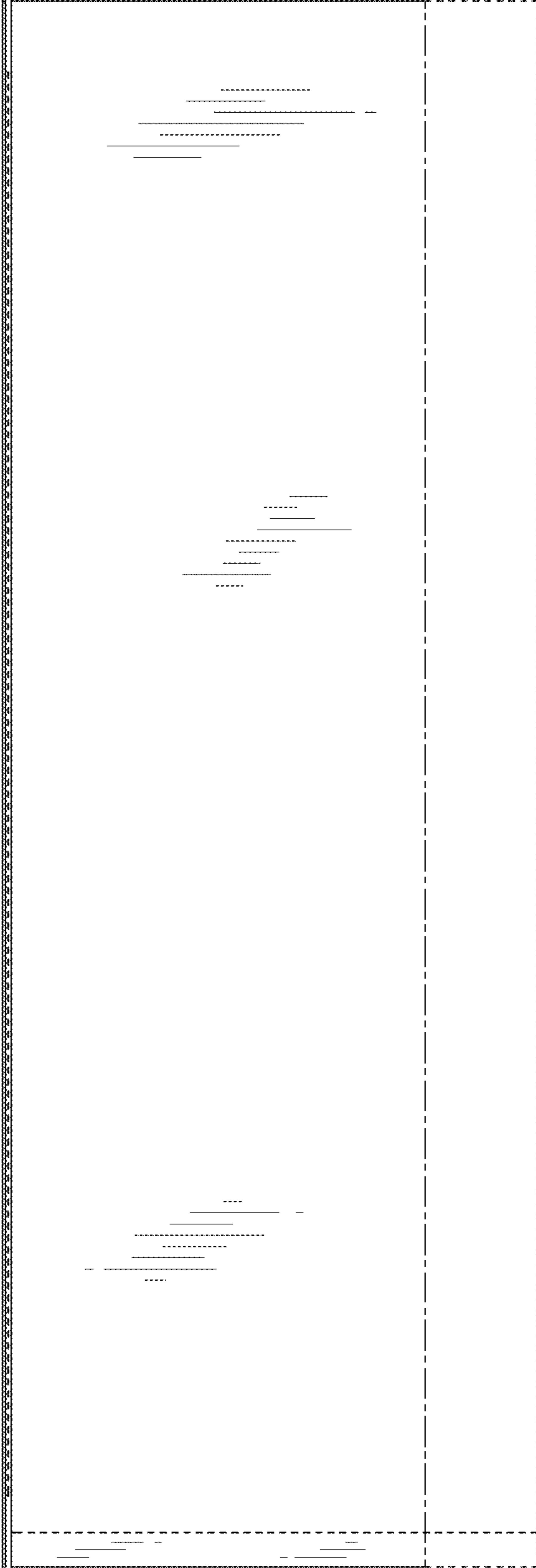


FIG.6

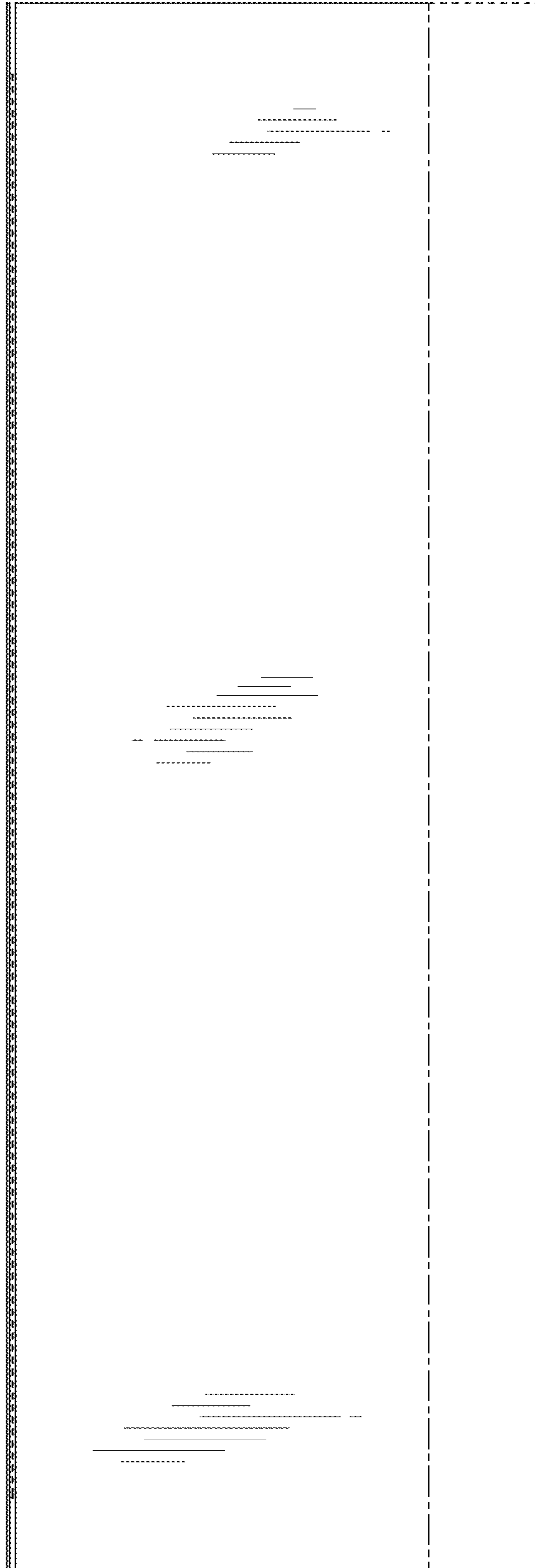


FIG.7




FIG.8

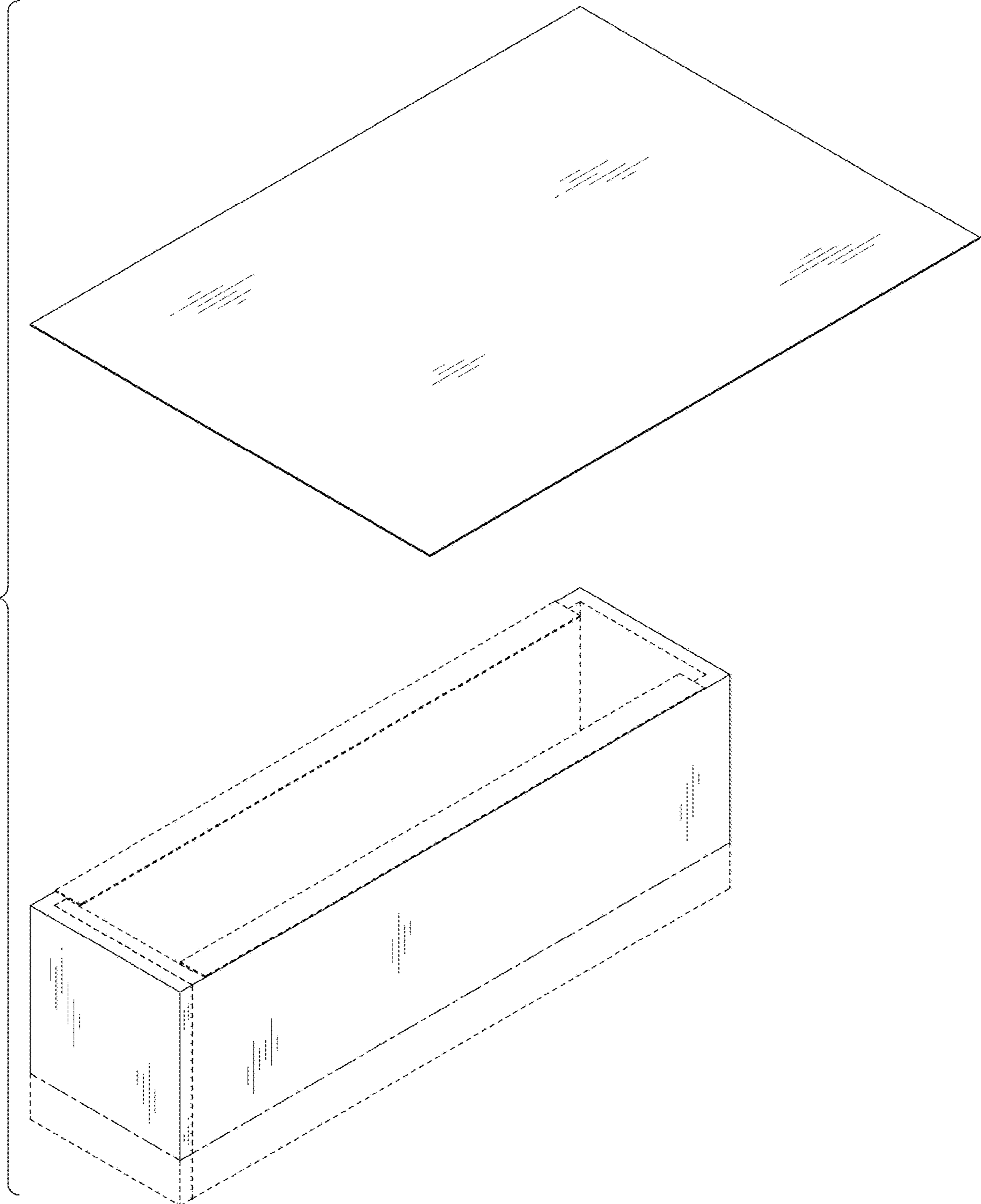


FIG. 9

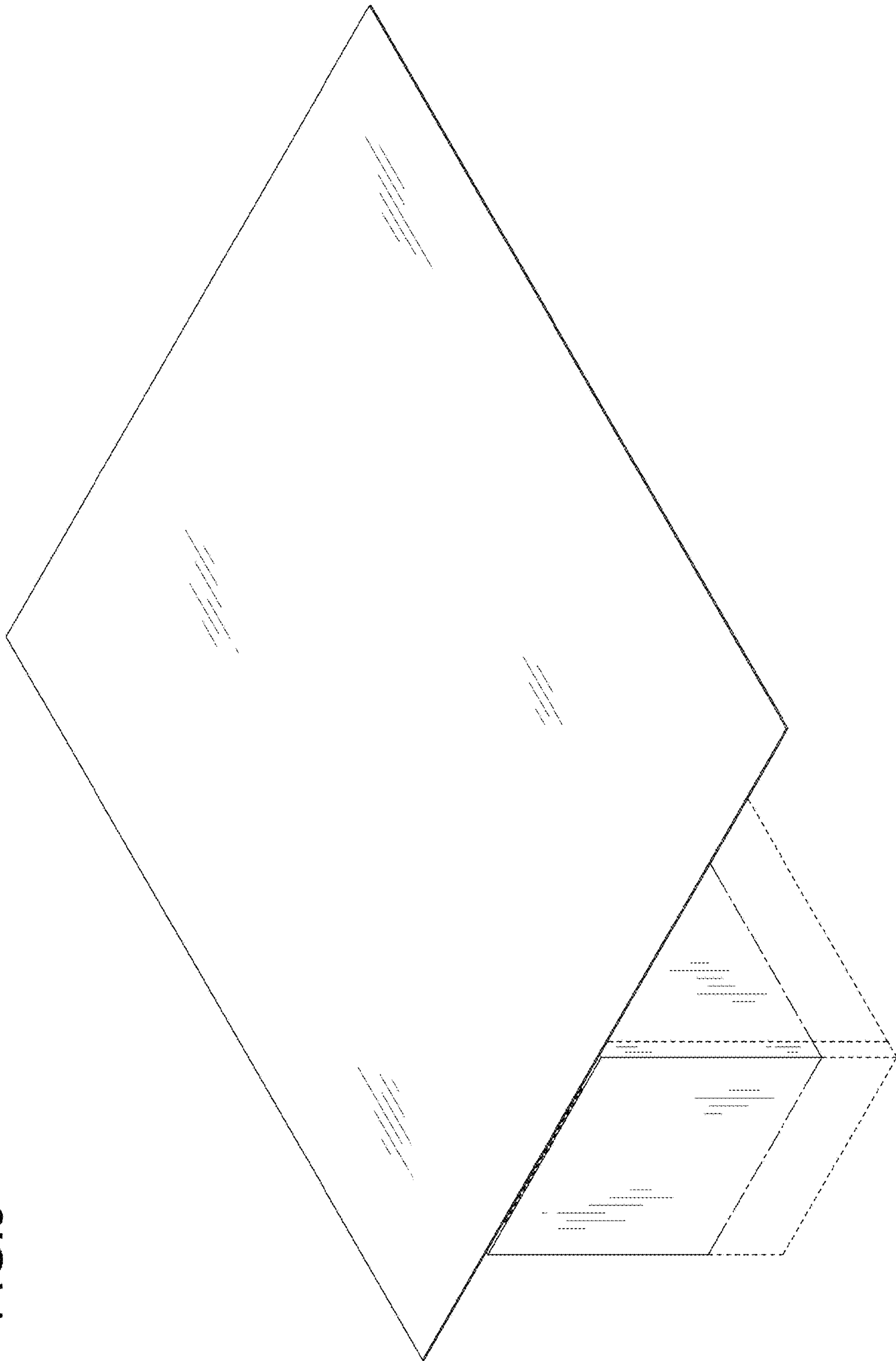


FIG.10

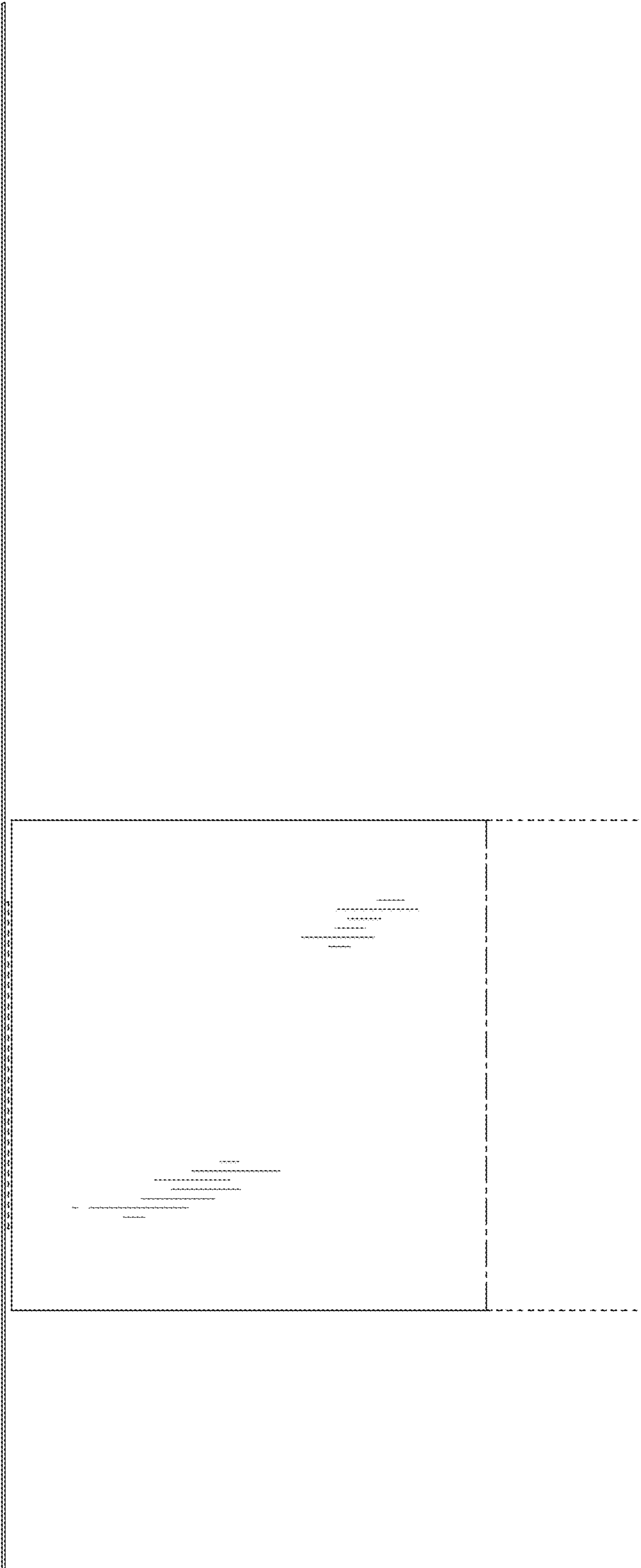


FIG.11



FIG. 12

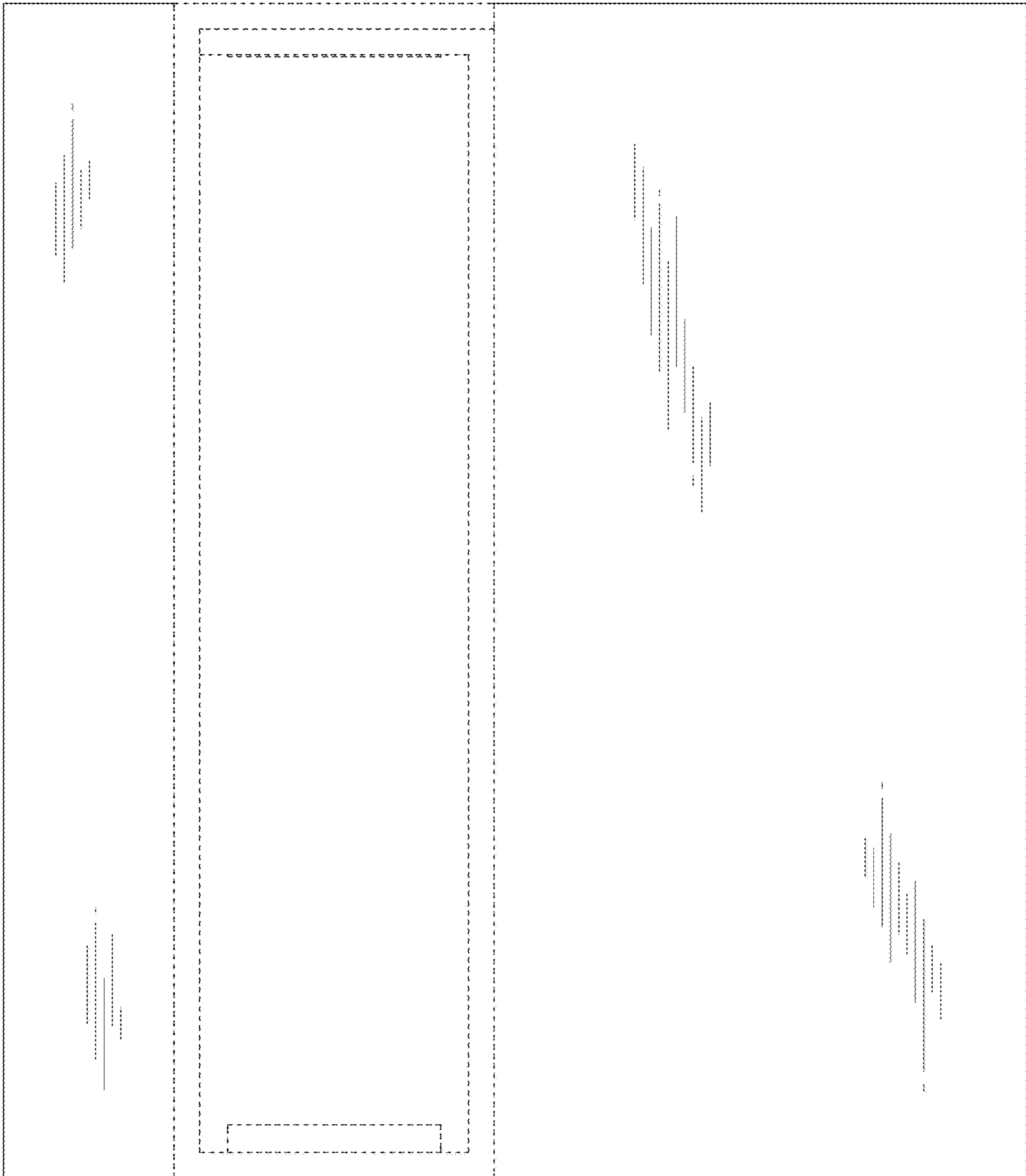


FIG.13

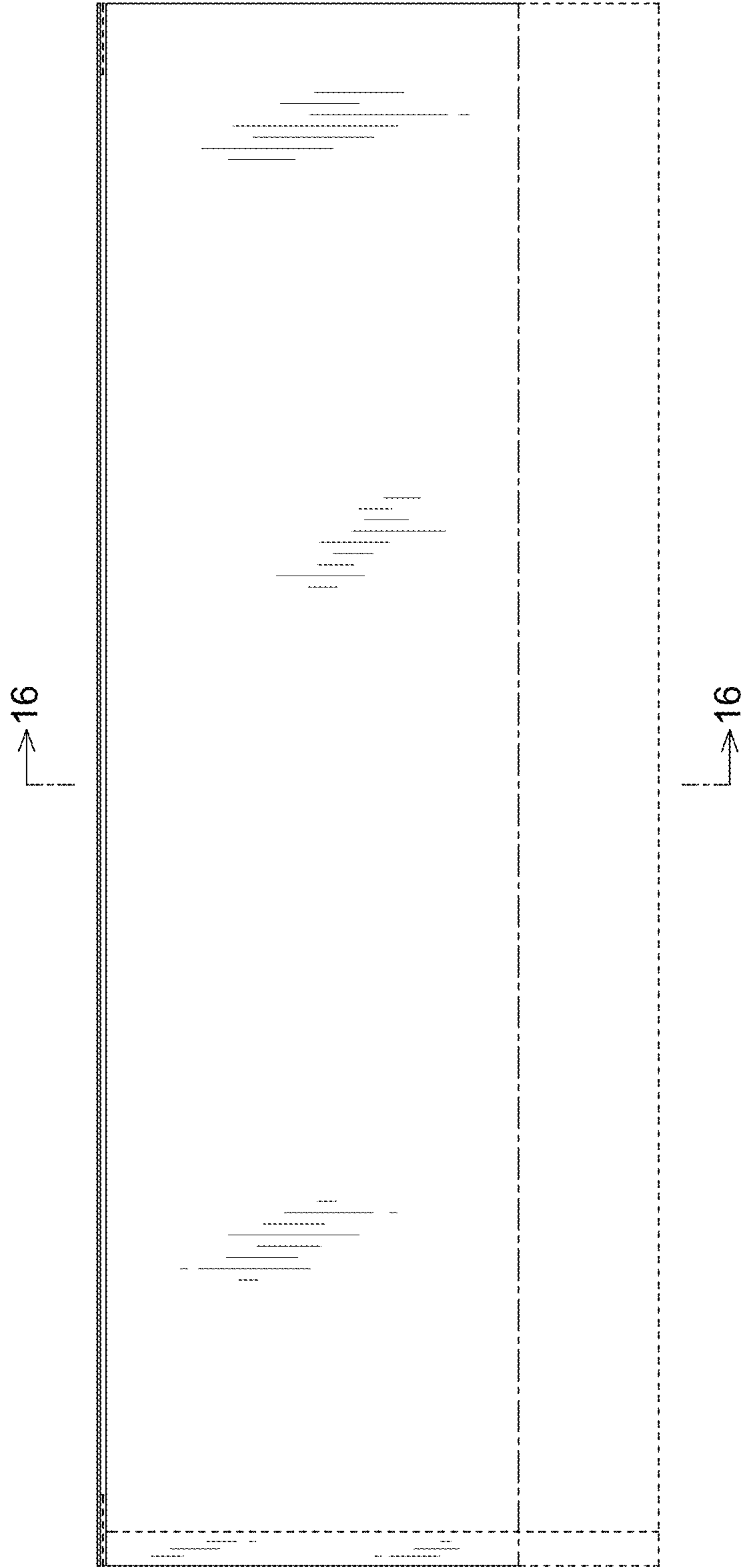


FIG.14




FIG.15




FIG.16


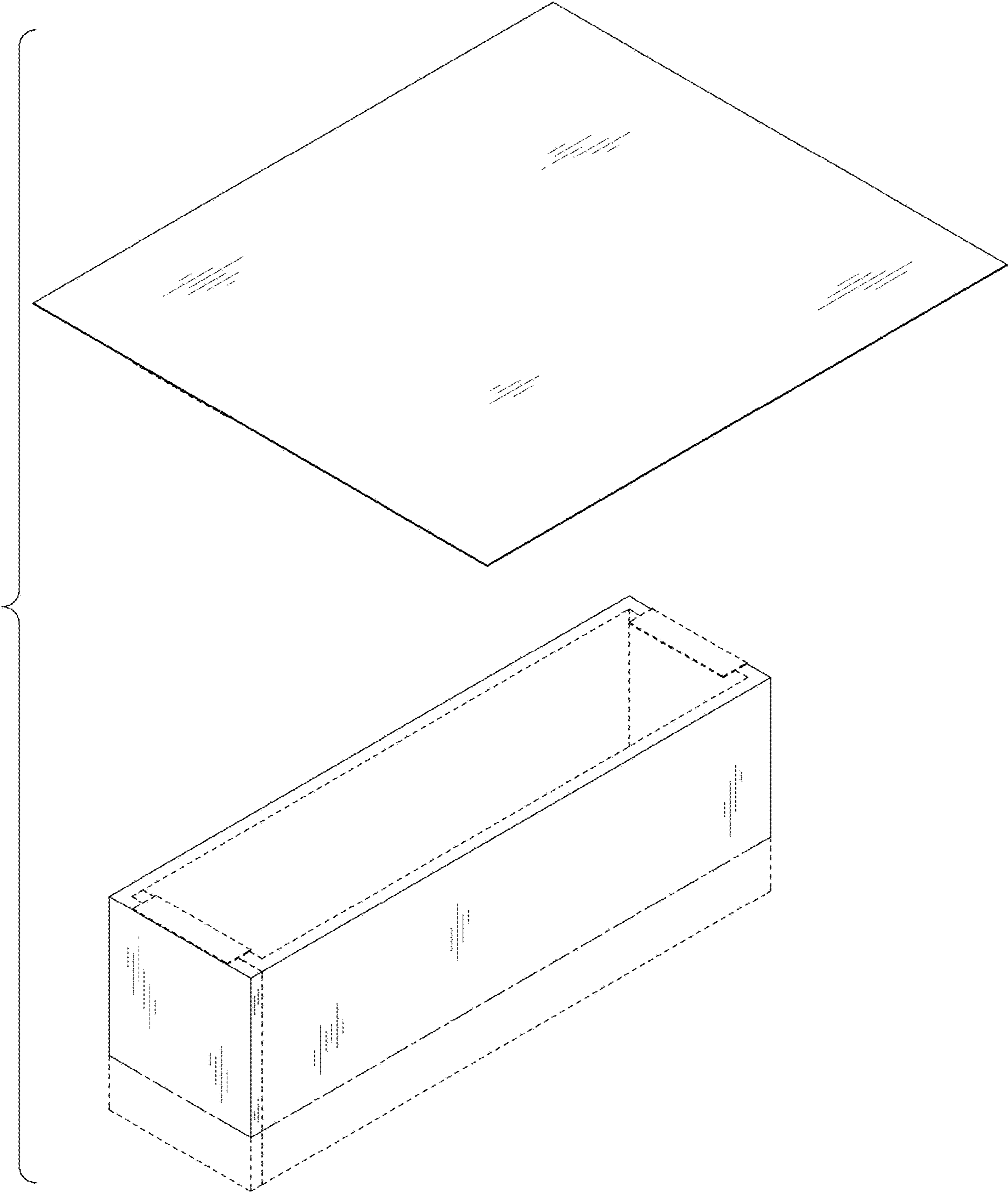


FIG.17



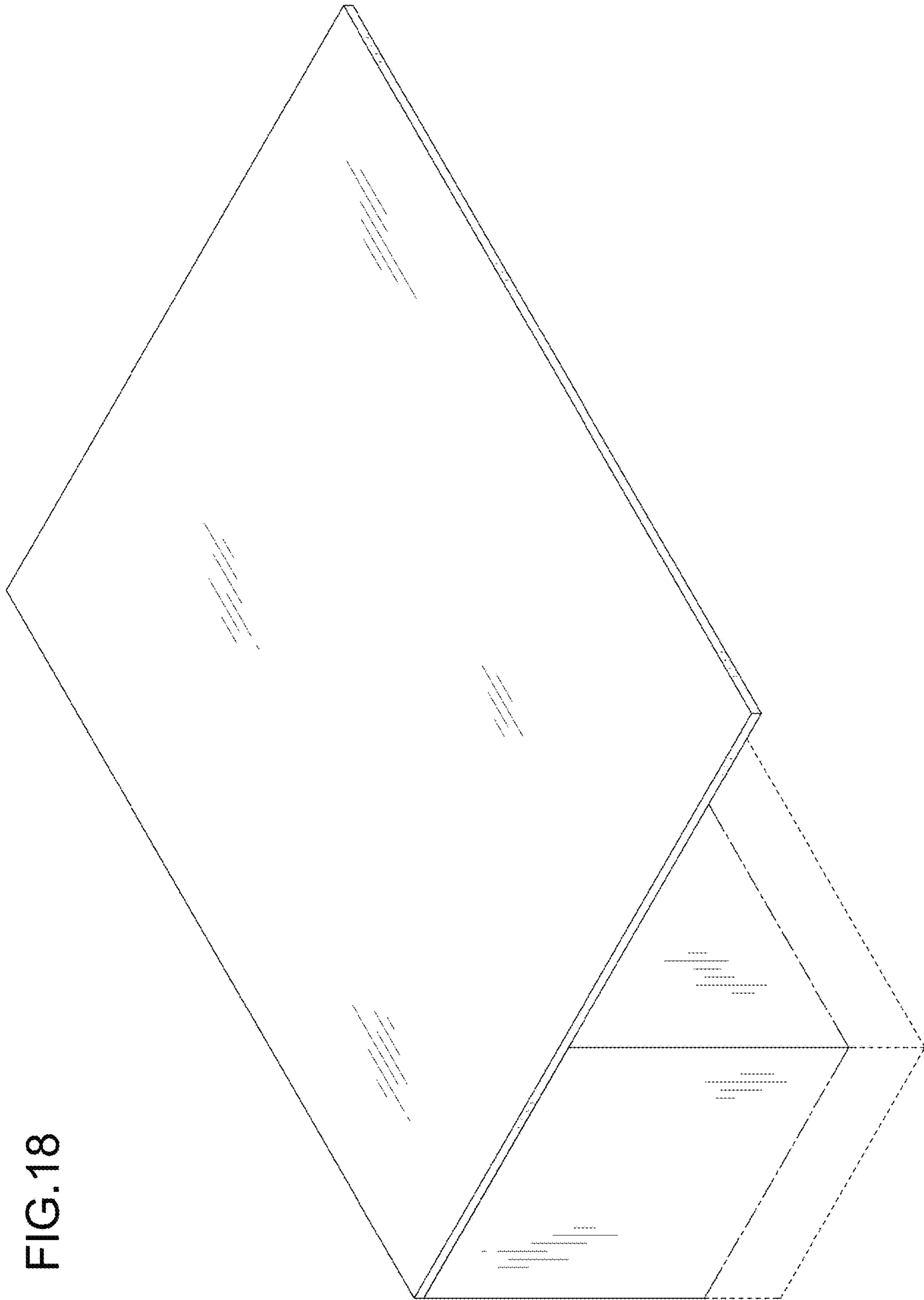


FIG. 18




FIG.19

FIG.20

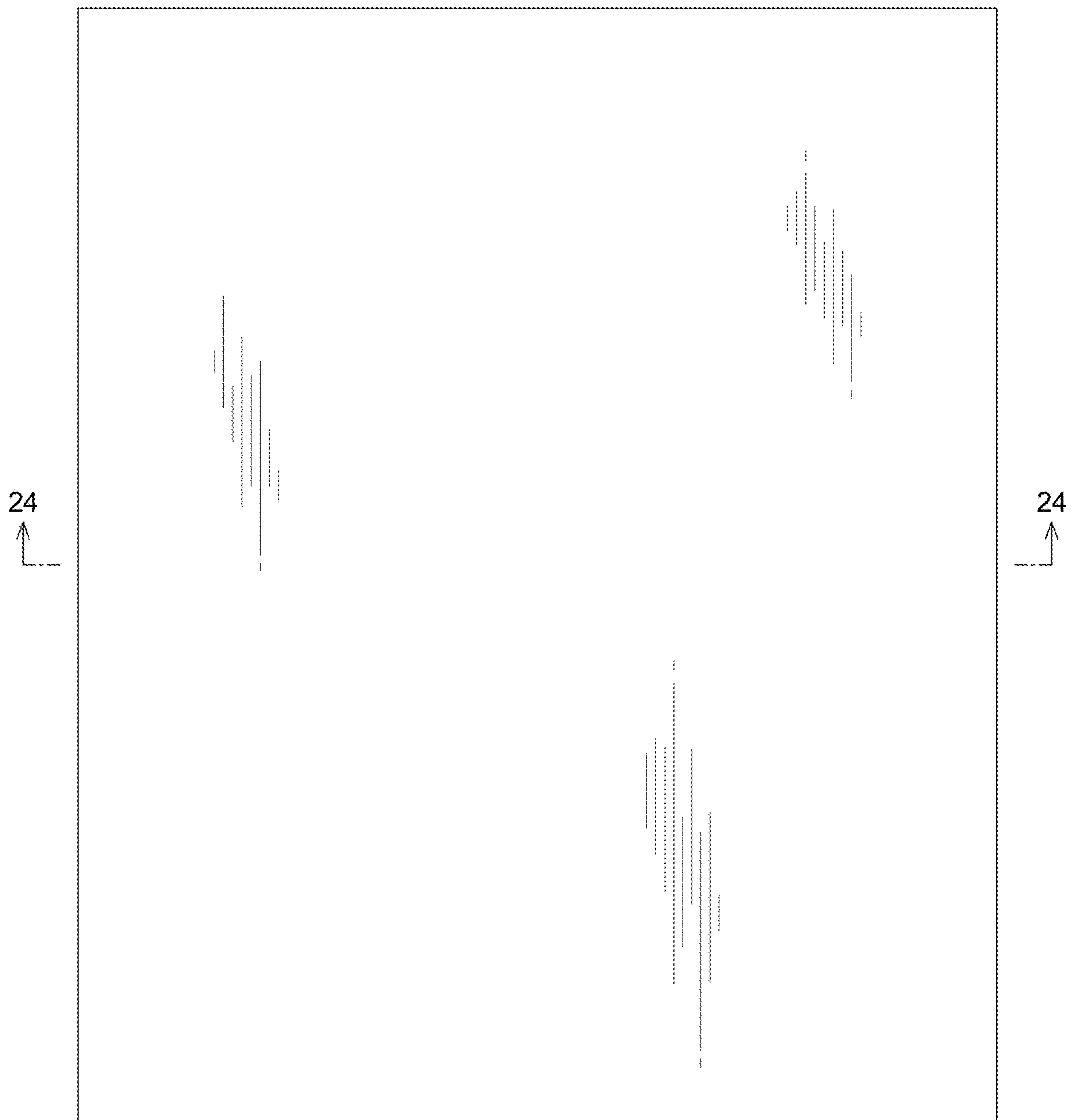


FIG.21




FIG.22

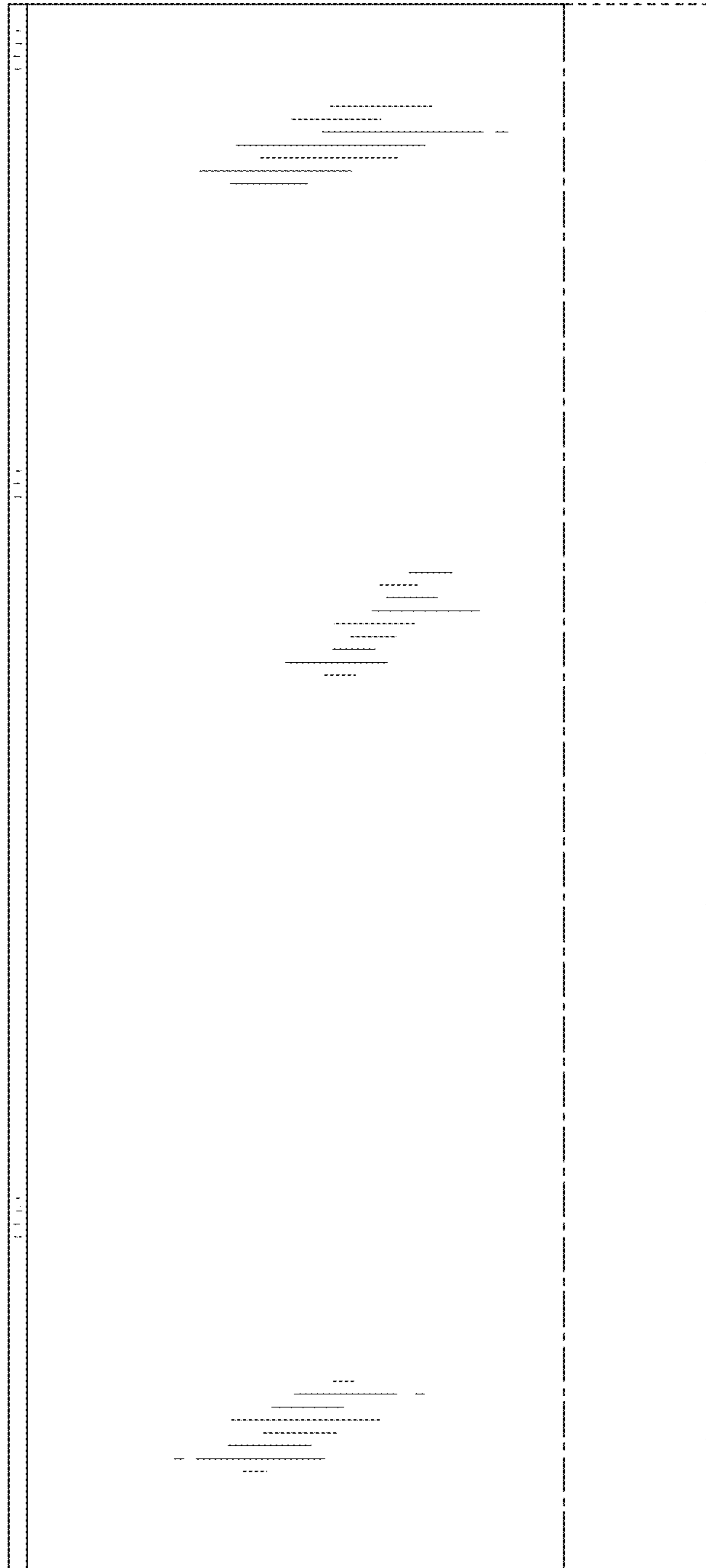



FIG.23






FIG.24