



US00D894635S

(12) **United States Design Patent** (10) **Patent No.:** **US D894,635 S**
Clause (45) **Date of Patent:** **** Sep. 1, 2020**

(54) **BODY PILLOW**
(71) Applicant: **Justin Clause**, McMinnville, OR (US)
(72) Inventor: **Justin Clause**, McMinnville, OR (US)
(73) Assignee: **SIRIUS SLEEPER, LLC**, Clackamas, OR (US)

(**) Term: **15 Years**

(21) Appl. No.: **29/647,688**

(22) Filed: **May 15, 2018**

(51) **LOC (12) Cl.** **06-09**

(52) **U.S. Cl.**
USPC **D6/601**

(58) **Field of Classification Search**
USPC D6/595, 596, 601, 604
CPC A47G 2009/1018; A47G 9/10; A47G 9/1063; A47G 9/1072; A47G 9/109; A47C 20/026

See application file for complete search history.

(56) **References Cited**

U.S. PATENT DOCUMENTS

D155,924 S *	11/1949	Ray	D6/604
D163,709 S *	6/1951	Zollinger	D6/604
3,327,330 A *	6/1967	McCullough	A47G 9/10 5/640
4,571,761 A *	2/1986	Perlin	A47C 15/008 128/845
4,624,021 A *	11/1986	Hofstetter	A47C 20/021 5/632
4,754,510 A	7/1988	King		
D306,948 S *	4/1990	Zollinger	D6/601
D307,369 S *	4/1990	Zollinger	D6/601
5,097,551 A *	3/1992	Smith	A47C 20/021 5/652
D365,241 S *	12/1995	Braden	D6/596

6,349,437 B1 *	2/2002	Horning	A47C 20/021 5/632
6,799,343 B1 *	10/2004	Pardue	A47C 20/023 5/632
D527,937 S *	9/2006	Aiken	D6/601
D595,528 S *	7/2009	Kamdar	D6/601

(Continued)

OTHER PUBLICATIONS

Body Down Alternative Medium Density Pillow Insert (on-line), dated Jan. 5, 2019. Retrieved from Internet Jan. 24, 2020, URL: <http://web.archive.org/web/20190105073156/https://www.thecompanystore.com/pillows/tcs-down-free-medium-firmness-body-pillow/PO46-BODYPILLOW.html> (3 pages) (Year: 2019).*

(Continued)

Primary Examiner — Kimberly Barnes
(74) *Attorney, Agent, or Firm* — Howard Russell

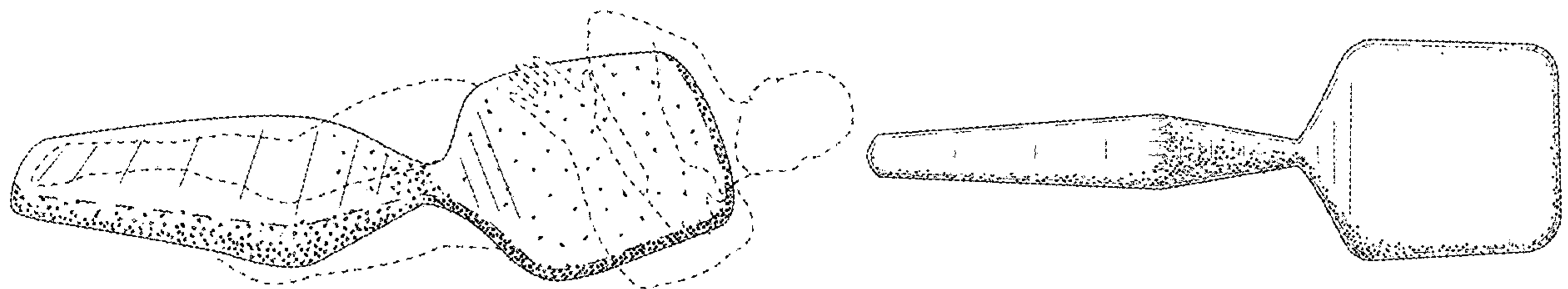
(57) **CLAIM**

The ornamental design for a body pillow, as shown and described.

DESCRIPTION

FIG. 1 is a perspective front view of a body pillow showing my design in a position of use. The broken lines showing the user in FIG. 1 are for illustrative purposes only and form no part of the claimed design;
FIG. 2 is a front elevation view of the body pillow of FIG. 1. A rear elevation view of the body pillow of FIG. 1 (not illustrated) is a mirror image of the front elevation view;
FIG. 3 is a top plan view of the body pillow of FIG. 1. A bottom plan view of the body pillow of FIG. 1 (not illustrated) is a mirror image of the top plan view;
FIG. 4 is a right side elevation view of the body pillow of FIG. 1; and,
FIG. 5 is a left side elevation view of the body pillow of FIG. 1.
In addition to the use of contour lines, stippling is used to depict shadows for added dimension to the drawings of the claimed design.

1 Claim, 5 Drawing Sheets



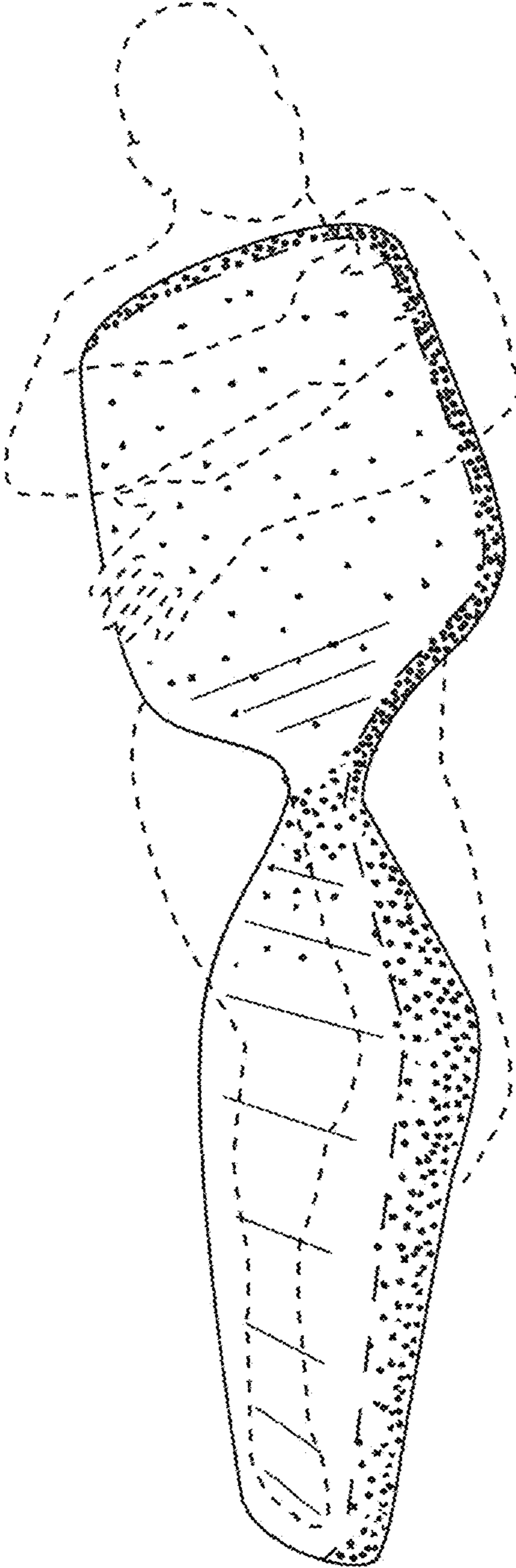


FIG. 1

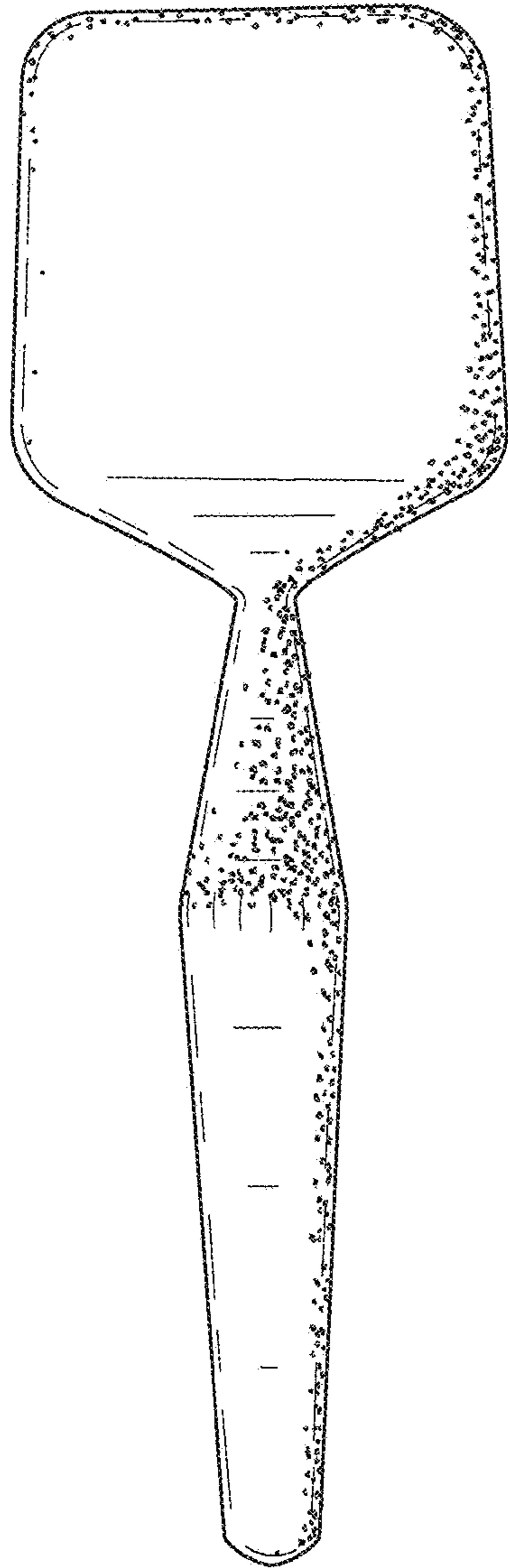


FIG. 2

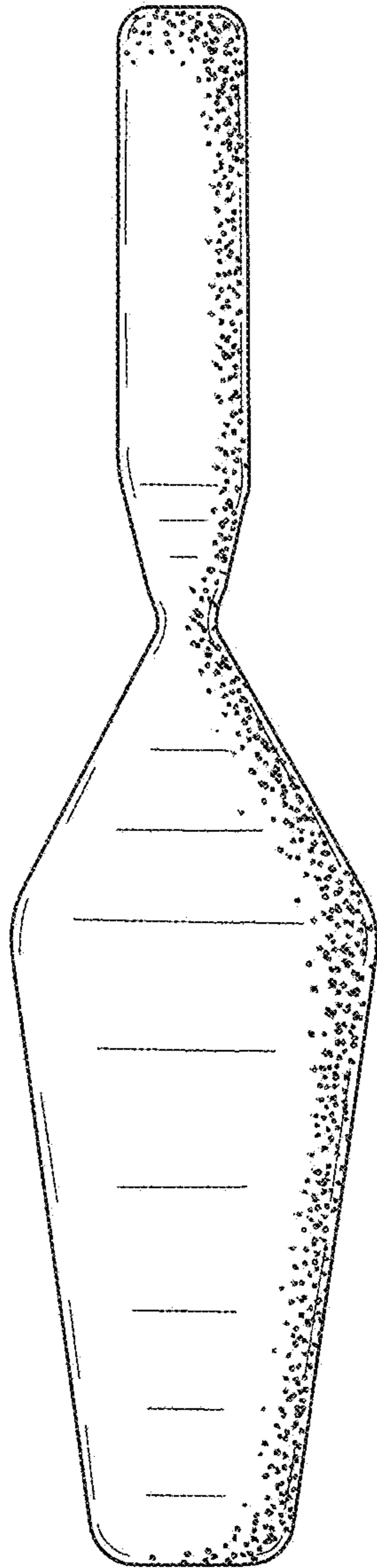


FIG. 3

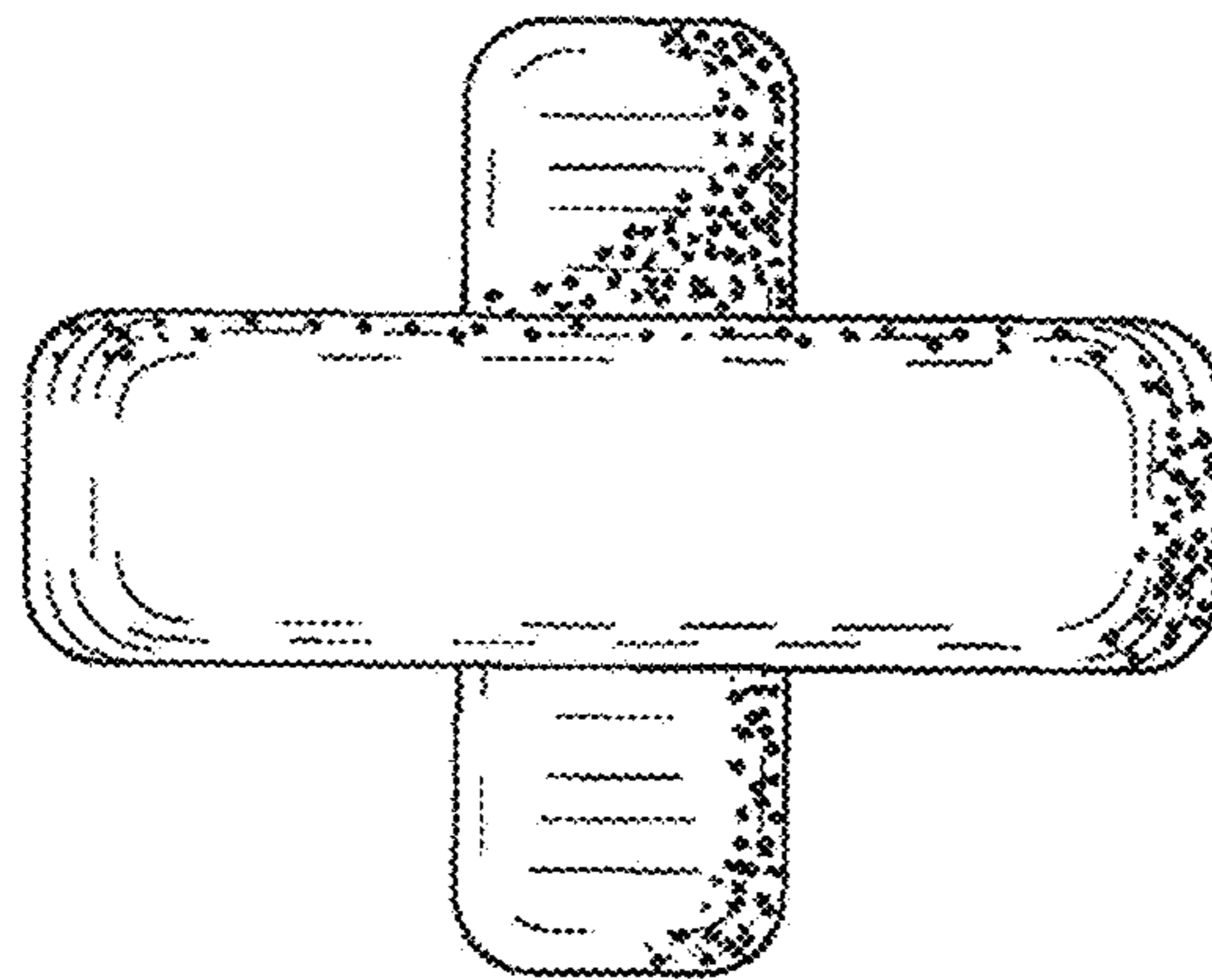


FIG. 4

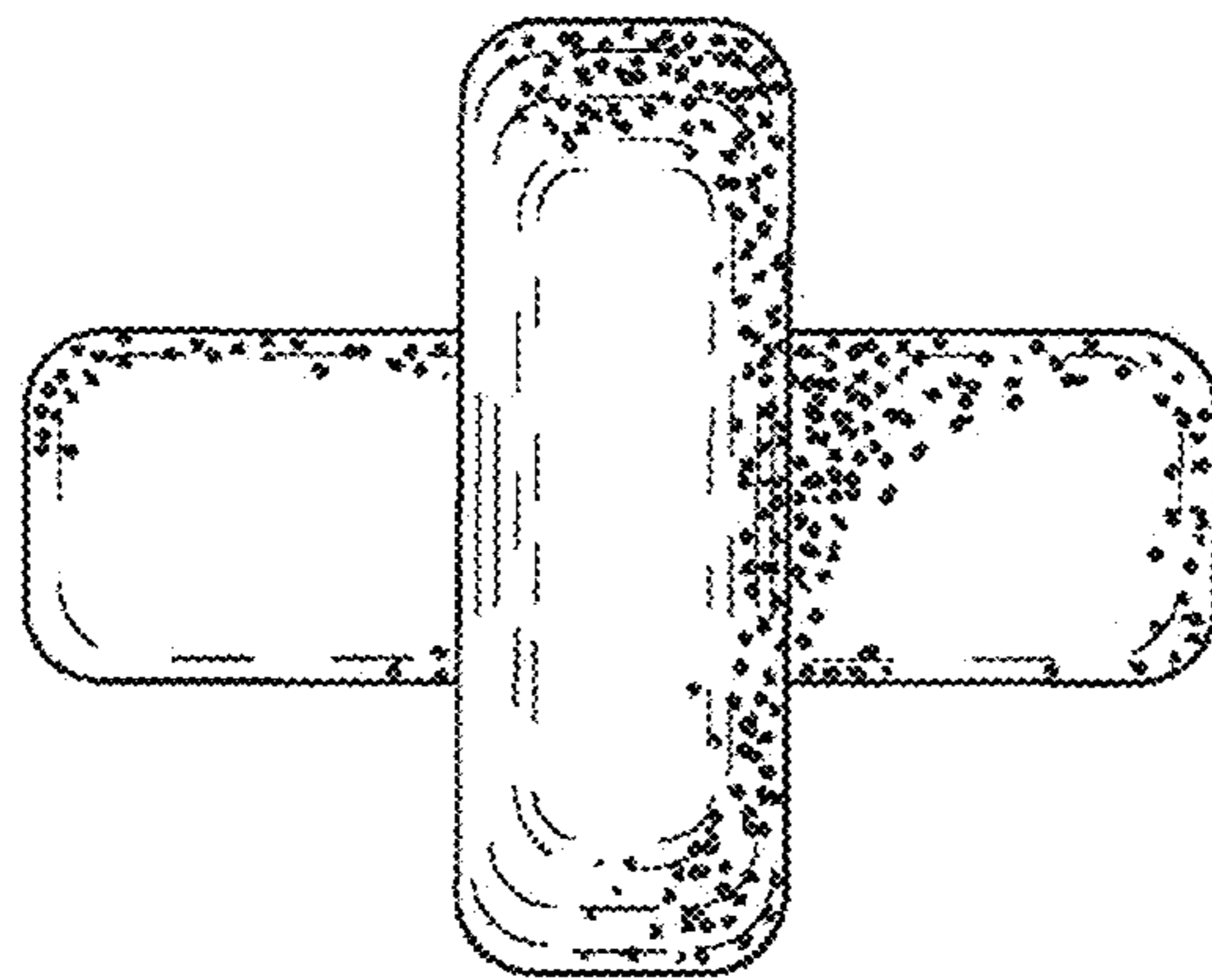


FIG. 5