



US00D894634S

(12) **United States Design Patent** (10) **Patent No.:** **US D894,634 S**
Schluter (45) **Date of Patent:** **** Sep. 1, 2020**

(54) **SUPPORT MAT** 1,510,647 A * 10/1924 Bomar A47K 3/002
206/38
(71) Applicant: **Schlüter-Systems KG**, Iserlohn (DE) D83,113 S * 1/1931 Lepke D6/582
D123,472 S * 11/1940 Caldwell D7/388
(72) Inventor: **Werner Schluter**, Iserlohn (DE) 3,033,723 A * 5/1962 Mead A47G 27/0412
156/292
(73) Assignee: **Schluter Systems L.P.**, Plattsburgh, NY 3,041,221 A * 6/1962 Judson A47G 27/0212
(US) 297/DIG. 3
3,282,381 A 11/1966 Fitzpatrick
3,641,983 A 2/1972 Keen et al.
(**) Term: **15 Years** (Continued)

(21) Appl. No.: **29/646,160**

FOREIGN PATENT DOCUMENTS

(22) Filed: **May 2, 2018**

DE 202011110801 U1 6/2016
WO WO 1999/54571 A1 10/1999
WO WO 2015/161888 A1 10/2015

(30) **Foreign Application Priority Data**

Apr. 25, 2018 (EP) 005247764

OTHER PUBLICATIONS

(51) **LOC (12) Cl.** **06-11**

European Search Report Application No. 18151856.4 Issue Date
Oct. 29, 2018, 12 pp.

(52) **U.S. Cl.**
USPC **D6/586**

(58) **Field of Classification Search**

Primary Examiner — Kevin K Rudzinski
Assistant Examiner — Clare Ann Gannon
(74) *Attorney, Agent, or Firm* — Thorpe North &
Western, LLP

USPC D6/582–583, 585–589, 592, 595, 597,
D6/601–603, 608–609, 613–616;
D7/388; D12/202, 203; D19/10;
D23/261; D24/213; D25/138, 157, 158;
D30/161; D32/55, 57

CPC A47G 9/062; A47G 27/0468; A47G
27/0293; A47G 27/025; A47G 27/0237;
A47G 27/0231; A47G 27/27; A47G
27/0225; A47G 27/0218; A47G 27/0212;
A47G 27/0206; A47G 27/02; A47K
3/002; A47L 23/266; A47L 3/26; A63B
6/00; A63B 21/4037; E04F 2201/095

See application file for complete search history.

(57) **CLAIM**

The ornamental design for a support mat, as shown and
described herein.

(56) **References Cited**

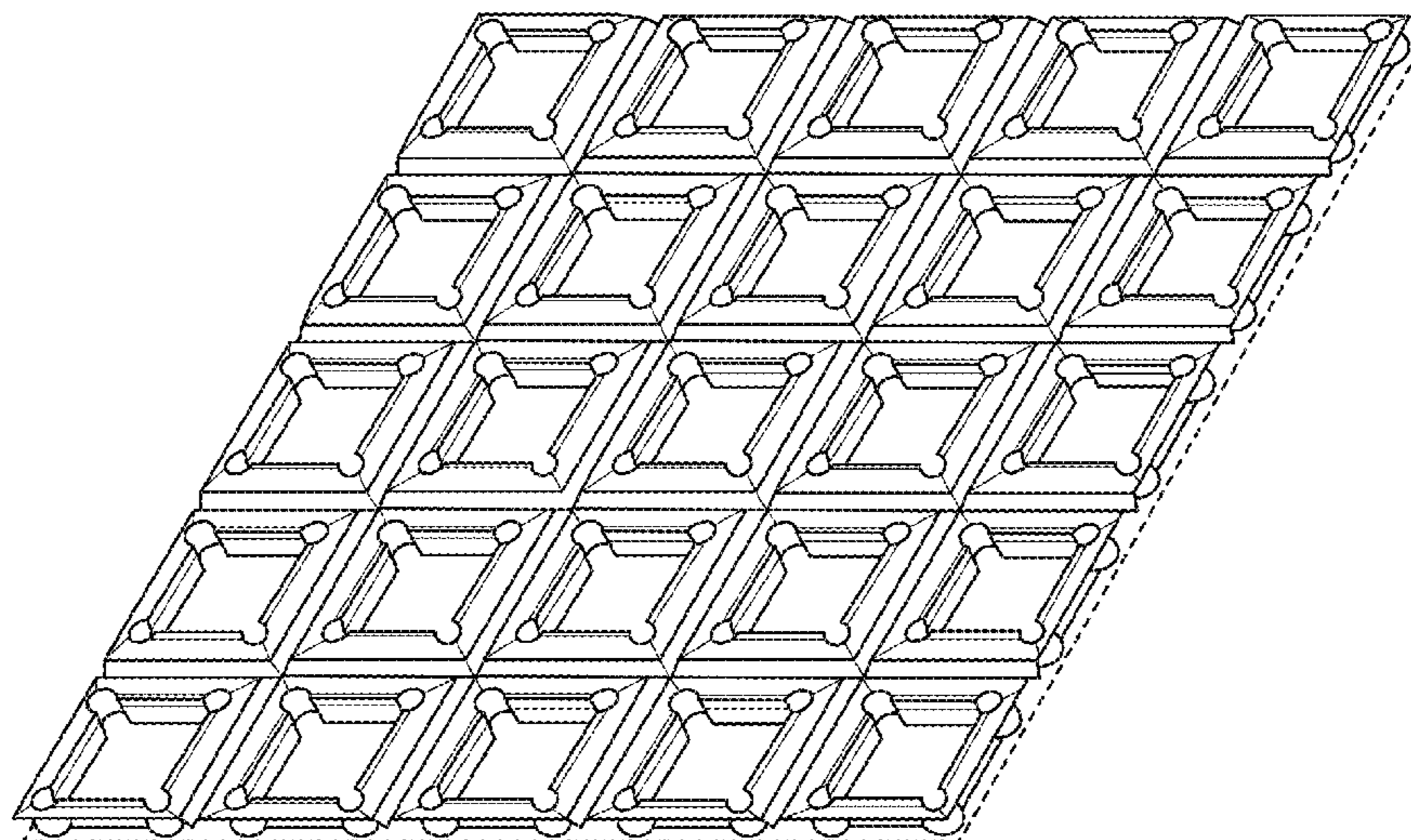
DESCRIPTION

U.S. PATENT DOCUMENTS

D21,730 S 7/1892 Spadone
729,923 A * 6/1903 Ellis E04F 15/10
15/215
D43,499 S * 2/1913 Force A01K 1/0157
D5/47

FIG. 1 is a perspective view of my support mat in accor-
dance with my invention;
FIG. 2 is a top view thereof;
FIG. 3 is a bottom view thereof; and,
FIG. 4 is a left side view thereof, the front, rear and right side
views being the same.
The broken lines depict portions of the article that form no
part of the claimed design.

1 Claim, 4 Drawing Sheets



(56)

References Cited

U.S. PATENT DOCUMENTS

3,711,362 A * 1/1973 Ballard B29C 67/20
156/219
D232,895 S 9/1974 Bell
3,888,087 A 6/1975 Bergsland
D239,245 S * 3/1976 Fletcher D32/57
D259,283 S * 5/1981 DeClute D25/153
D274,948 S * 7/1984 Swanson D25/156
D283,012 S * 3/1986 Jankens D32/55
D299,871 S * 2/1989 Jennings D25/157
D301,529 S * 6/1989 Jonker D25/156
D301,530 S * 6/1989 Jonker D25/155
4,840,515 A 6/1989 Freese
D316,001 S * 4/1991 Guard D6/601
D394,578 S * 5/1998 Raburn D6/596
D417,549 S * 12/1999 Cassani D3/304
7,014,390 B1 3/2006 Morris
D524,585 S * 7/2006 Contreras D6/606
D571,608 S * 6/2008 Yeung D7/388
D595,080 S * 6/2009 Stroppiana A47G 27/02
D6/587
D640,491 S 6/2011 Nevison
D653,893 S * 2/2012 Huss B29C 39/003
D6/582
D667,681 S * 9/2012 Carsten D7/354

D690,536 S * 10/2013 Young A47G 27/0212
D6/601
D703,347 S * 4/2014 Masanek, Jr. D25/163
D704,356 S 5/2014 Masanek, Jr.
8,760,839 B1 * 6/2014 Mathis F41H 13/0018
361/232
D708,358 S * 7/2014 Masanek, Jr. D25/163
D720,437 S * 12/2014 Togawa D23/261
D802,065 S * 11/2017 Bertoncello D21/686
D844,348 S * 4/2019 Manko D6/608
D847,384 S * 4/2019 Faotto E04F 15/185
D25/158
D856,027 S * 8/2019 Chang D6/583
D857,933 S * 8/2019 Julton E04F 15/185
D25/158
D863,819 S 10/2019 Ghiorghie
2001/0021435 A1 * 9/2001 Milewski A01K 1/0157
428/131
2004/0121111 A1 * 6/2004 Hurwitz A47G 27/02
428/76
2006/0029773 A1 2/2006 Waterman et al.
2014/0069039 A1 3/2014 Schluter et al.
2016/0192443 A1 6/2016 Schluter
2018/0245335 A1 8/2018 Schluter
2019/0078337 A1 3/2019 Schluter

* cited by examiner

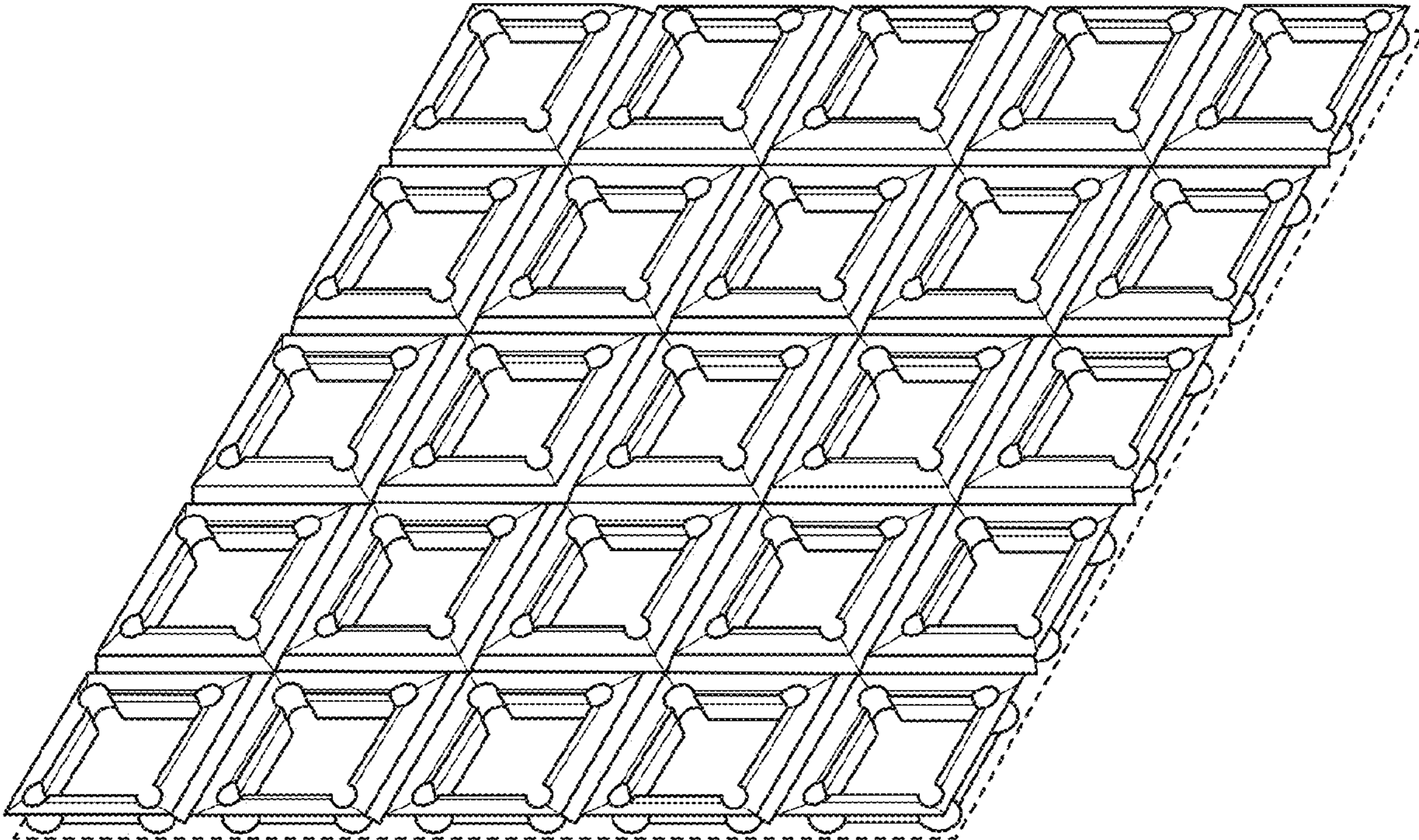


FIG. 1




FIG. 2



FIG. 3




FIG. 4