



US00D894629S

(12) **United States Design Patent** (10) **Patent No.:** **US D894,629 S**
Sullins (45) **Date of Patent:** **** Sep. 1, 2020**

(54) **DECORATIVE MANE FOR A LAP DESK**

Primary Examiner — Kelley A Donnelly

(71) Applicant: **Patrick Hogan Sullins**, Arlington, TX (US)

(74) *Attorney, Agent, or Firm* — Guy V. Manning, Esq.

(72) Inventor: **Patrick Hogan Sullins**, Arlington, TX (US)

(57) **CLAIM**

(73) Assignee: **Creative Manufacturing, LLC**, Arlington, TX (US)

The ornamental design for a decorative mane for a lap desk, as shown and described.

(**) Term: **15 Years**

DESCRIPTION

(21) Appl. No.: **29/640,215**

(22) Filed: **Mar. 12, 2018**

(51) **LOC (12) Cl.** **06-06**

(52) **U.S. Cl.**
USPC **D6/406.3**

(58) **Field of Classification Search**
USPC D6/406.1, 406.2, 406.3–406.6, 656, D6/685–686, 691; D7/500, 550.1, 552.1, D7/552.2, 553.2, 553.3, 601–602
CPC A47B 3/00; A47B 3/002; A47B 2003/008; A47B 3/12; A47B 3/14; A47B 23/04; A47B 31/06; B60N 3/001; B60N 3/004
See application file for complete search history.

FIG. 1 is a front, elevated, right-quartering perspective view of a particular embodiment of the new design for a decorative mane for a lap desk of the present invention;
FIG. 2 is a top plan view of the embodiment shown in FIG. 1;
FIG. 3 is a bottom plan view of the embodiment shown in FIG. 1;
FIG. 4 is a rear elevational view of the embodiment shown in FIG. 1;
FIG. 5 is a front elevational view of the embodiment shown in FIG. 1; and
FIG. 6 is a right side elevational view of the embodiment shown in FIG. 1, the left side elevational view being the mirror image of FIG. 6.
FIG. 7 is a front, elevated, right-quartering perspective view of another particular embodiment of the new design for a decorative mane for a lap desk of the present invention;
FIG. 8 is a top plan view of the embodiment shown in FIG. 7;
FIG. 9 is a bottom plan view of the embodiment shown in FIG. 7;
FIG. 10 is a rear elevational view of the embodiment shown in FIG. 7;
FIG. 11 is a front elevational view of the embodiment shown in FIG. 7; and,
FIG. 12 is a right side elevational view of the embodiment shown in FIG. 7, the left side elevational view being the mirror image of FIG. 12.

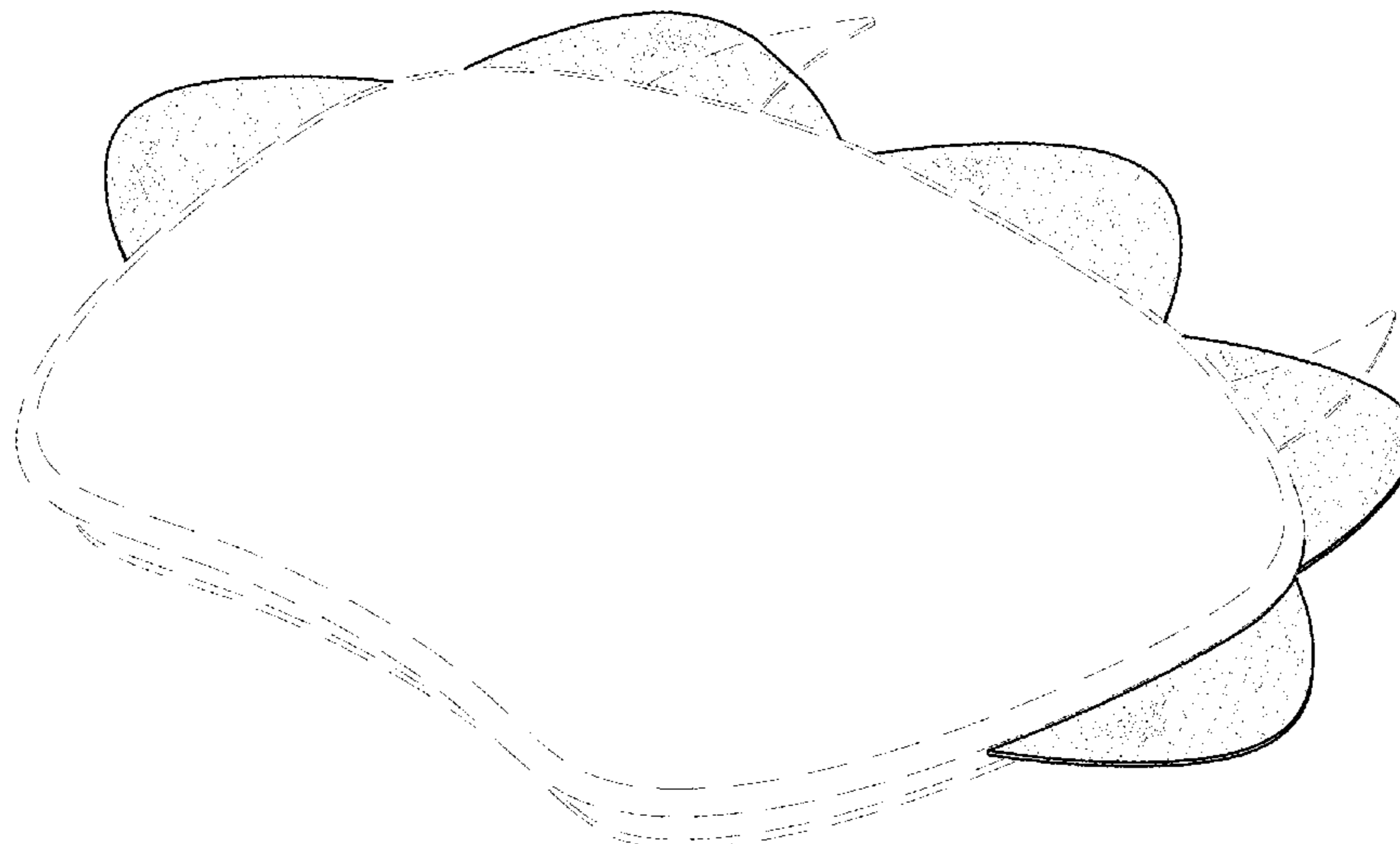
(56) **References Cited**

U.S. PATENT DOCUMENTS

| | | | | |
|----------------|---------|----------------|-------|-----------|
| D303,441 S * | 9/1989 | Keller | | D30/129 |
| D400,402 S * | 11/1998 | Petkovich, Jr. | | D7/549 |
| D408,649 S * | 4/1999 | Bucklitzsch | | D6/406.1 |
| D468,589 S * | 1/2003 | Bulcher | | B65D 1/36 |
| | | | | D7/553.1 |
| D480,922 S * | 10/2003 | Bulcher | | D7/553.1 |
| D481,260 S * | 10/2003 | Bulcher | | D7/553.1 |
| D481,592 S * | 11/2003 | Bulcher | | D7/553.1 |
| D483,998 S * | 12/2003 | Bulcher | | D7/553.1 |
| D489,941 S * | 5/2004 | Bulcher | | D7/553.1 |
| D534,478 S * | 1/2007 | Valeri | | D12/400 |
| 7,172,072 B2 * | 2/2007 | Schiltz | | B65D 1/36 |
| | | | | 206/457 |

(Continued)

1 Claim, 8 Drawing Sheets



(56)

References Cited

U.S. PATENT DOCUMENTS

| | | | | | | |
|-----------|----|---|---------|------------|-------|-------------|
| D541,994 | S | * | 5/2007 | Dana | | D30/129 |
| 7,337,943 | B2 | * | 3/2008 | Johns | | B65D 1/36 |
| | | | | | | 229/406 |
| 7,441,514 | B2 | * | 10/2008 | Dana | | A01K 5/0128 |
| | | | | | | 119/61.5 |
| D586,527 | S | * | 2/2009 | Perkins | | D1/105 |
| D676,710 | S | * | 2/2013 | Kwok | | D7/544 |
| D683,190 | S | * | 5/2013 | Shields | | D30/129 |
| D683,592 | S | * | 6/2013 | Shields | | D30/129 |
| D702,177 | S | * | 4/2014 | Vidal, Jr. | | D12/400 |
| D702,624 | S | * | 4/2014 | Vidal, Jr. | | D12/400 |
| D703,486 | S | * | 4/2014 | Anzalone | | D7/506 |
| D719,871 | S | * | 12/2014 | Kren | | D11/125 |
| D736,687 | S | * | 8/2015 | Eddins | | D12/199 |
| D772,493 | S | * | 11/2016 | Wu | | D30/129 |
| D798,078 | S | * | 9/2017 | Kasparian | | D6/406.1 |
| D812,036 | S | * | 3/2018 | Picunko | | D14/205 |
| D823,553 | S | * | 7/2018 | Liu | | D30/130 |
| D869,191 | S | * | 12/2019 | Sullins | | D6/406.3 |

* cited by examiner



FIG. 1

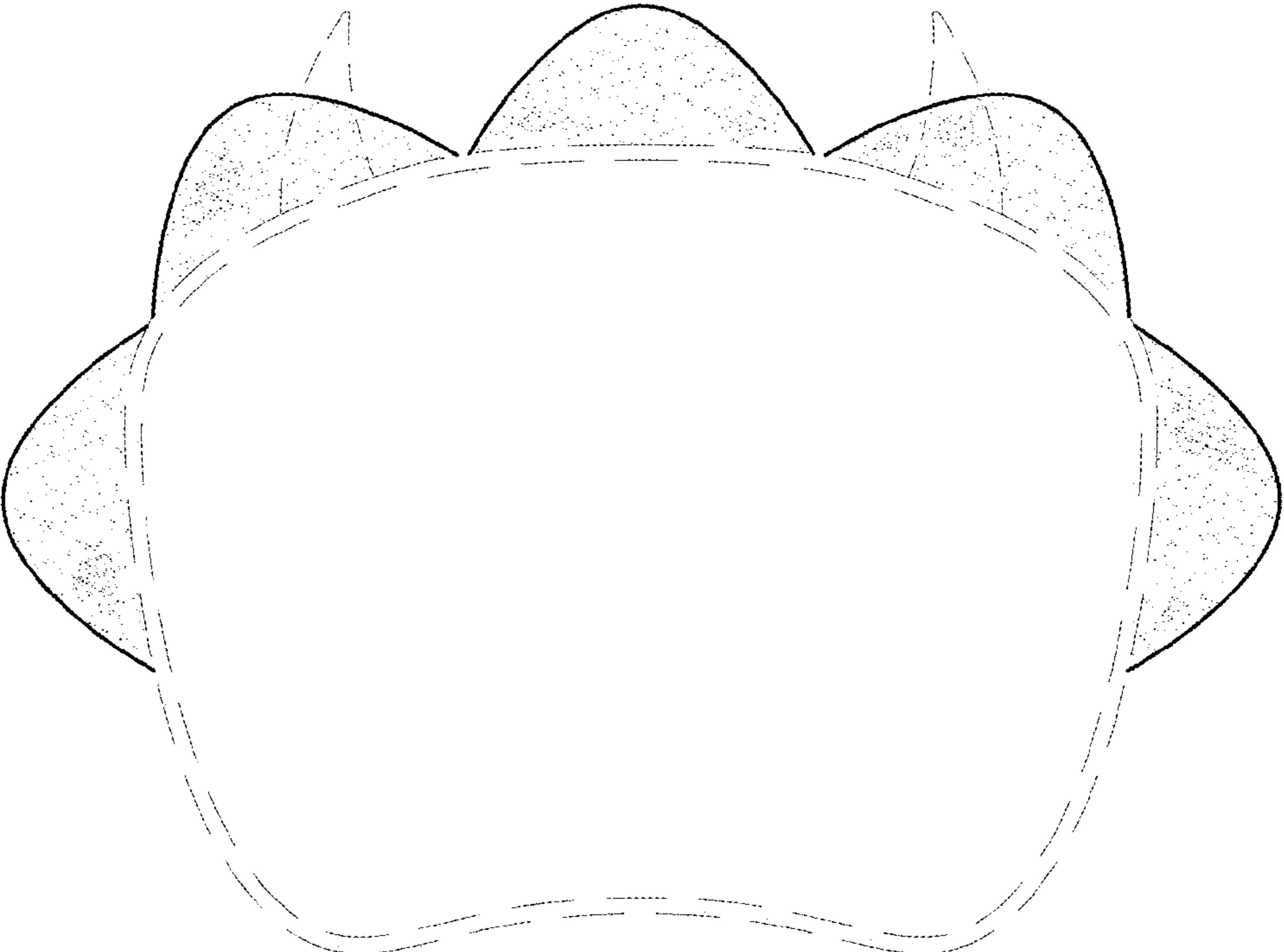


Fig. 2

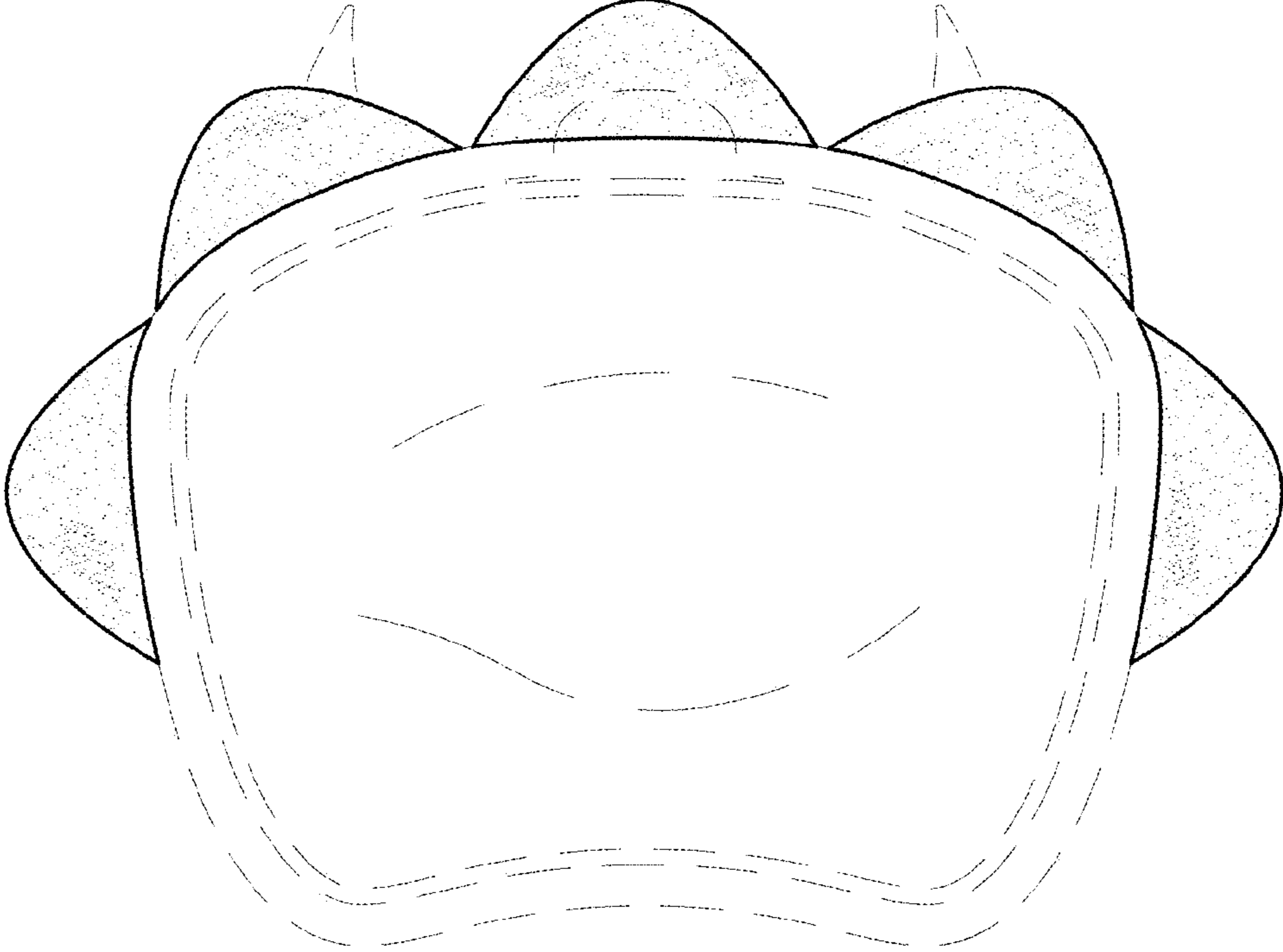


Fig. 3




FIG. 4

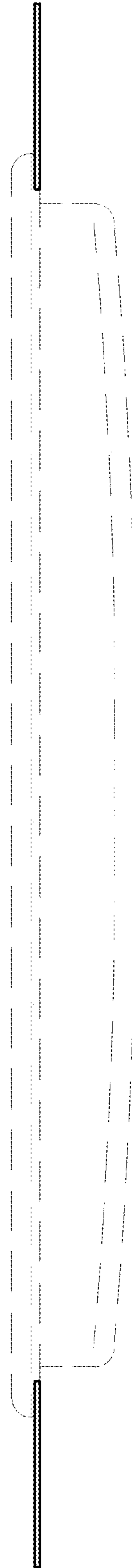


FIG. 5

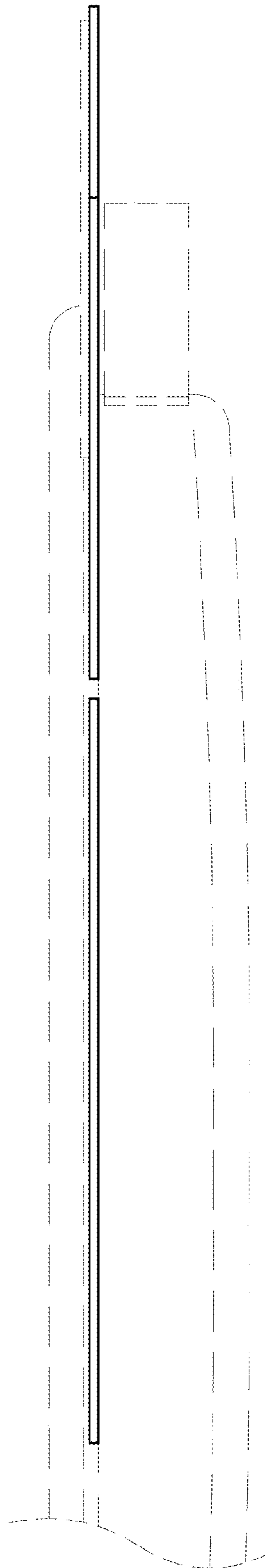


Fig. 6




FIG. 7




Fig. 8




Fig. 9

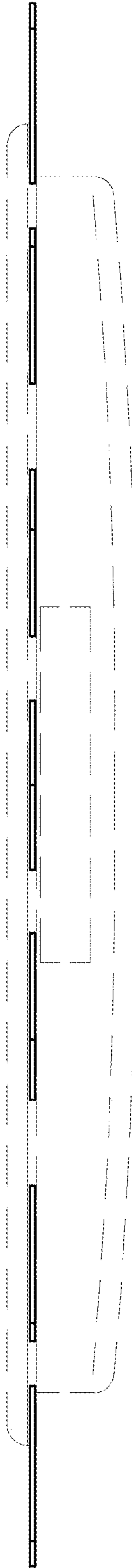


FIG. 10

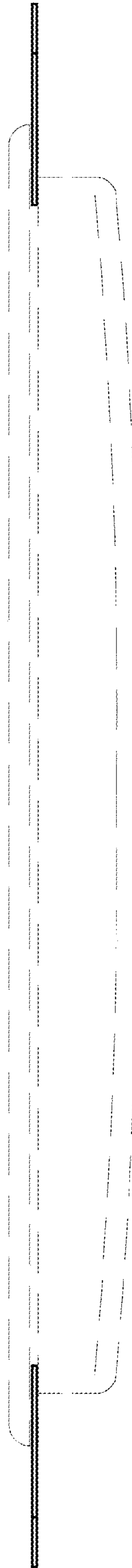


FIG. 11




FIG. 12