



US00D894626S

(12) **United States Design Patent** (10) **Patent No.:** **US D894,626 S**
Shen (45) **Date of Patent:** **** Sep. 1, 2020**

(54) RECLINER	2,871,918 A * 2/1959 Schliephacke A47C 1/031 297/85 R
(71) Applicant: NINGBO MEIYING ELECTRONIC TECHNOLOGY CO., LTD , Ningbo (CN)	2,880,784 A * 4/1959 Navelle A47C 1/031 297/84
(72) Inventor: Yinuo Shen , Ningbo (CN)	2,892,484 A * 6/1959 Barabas A47C 1/035 297/83
(73) Assignee: Ningbo Meiyang Electronic Technology Co., Ltd. (CN)	D541,064 S * 4/2007 Miller D6/367
(**) Term: 15 Years	D551,869 S * 10/2007 Zambelli D6/367
(21) Appl. No.: 29/656,894	D699,960 S * 2/2014 Potter D6/367
(22) Filed: Jul. 17, 2018	D824,684 S * 8/2018 Dix D6/367
(51) LOC (12) Cl. 06-01	D824,685 S * 8/2018 Dix D6/367
(52) U.S. Cl. D6/367	D851,953 S * 6/2019 Shen D6/367
(58) Field of Classification Search	D852,529 S * 7/2019 Shen D6/367
USPC D6/334, 335, 336, 364, 365, 367, 374, D6/375, 716, 716.1, 716.2, 716.3, 716.4	D853,139 S * 7/2019 Shen D6/367
CPC A47C 1/02; A47C 1/023; A47C 1/024; A47C 1/028; A47C 1/031; A47C 1/034; A47C 1/035; A47C 1/037; A47C 4/028; A47C 7/50	D881,596 S * 4/2020 Peng D6/367

* cited by examiner

Primary Examiner — Mimosa De

(57) **CLAIM**

The ornamental design for recliner, as shown and described.

DESCRIPTION


FIG. 1 is a front view of the recliner showing my new design;
 FIG. 2 is a back view thereof;
 FIG. 3 is a right side view thereof;
 FIG. 4 is a left side view thereof;
 FIG. 5 is a top view thereof;
 FIG. 6 is a bottom view thereof; and,
 FIG. 7 is a perspective view thereof.
 The broken lines show portions of the article which form no part of the claimed design.

1 Claim, 7 Drawing Sheets

(56) **References Cited**

U.S. PATENT DOCUMENTS

2,857,955 A *	10/1958	De Vries	A47C 1/031 297/84
2,869,619 A *	1/1959	Petersen	A47C 1/037 297/61






FIG. 1

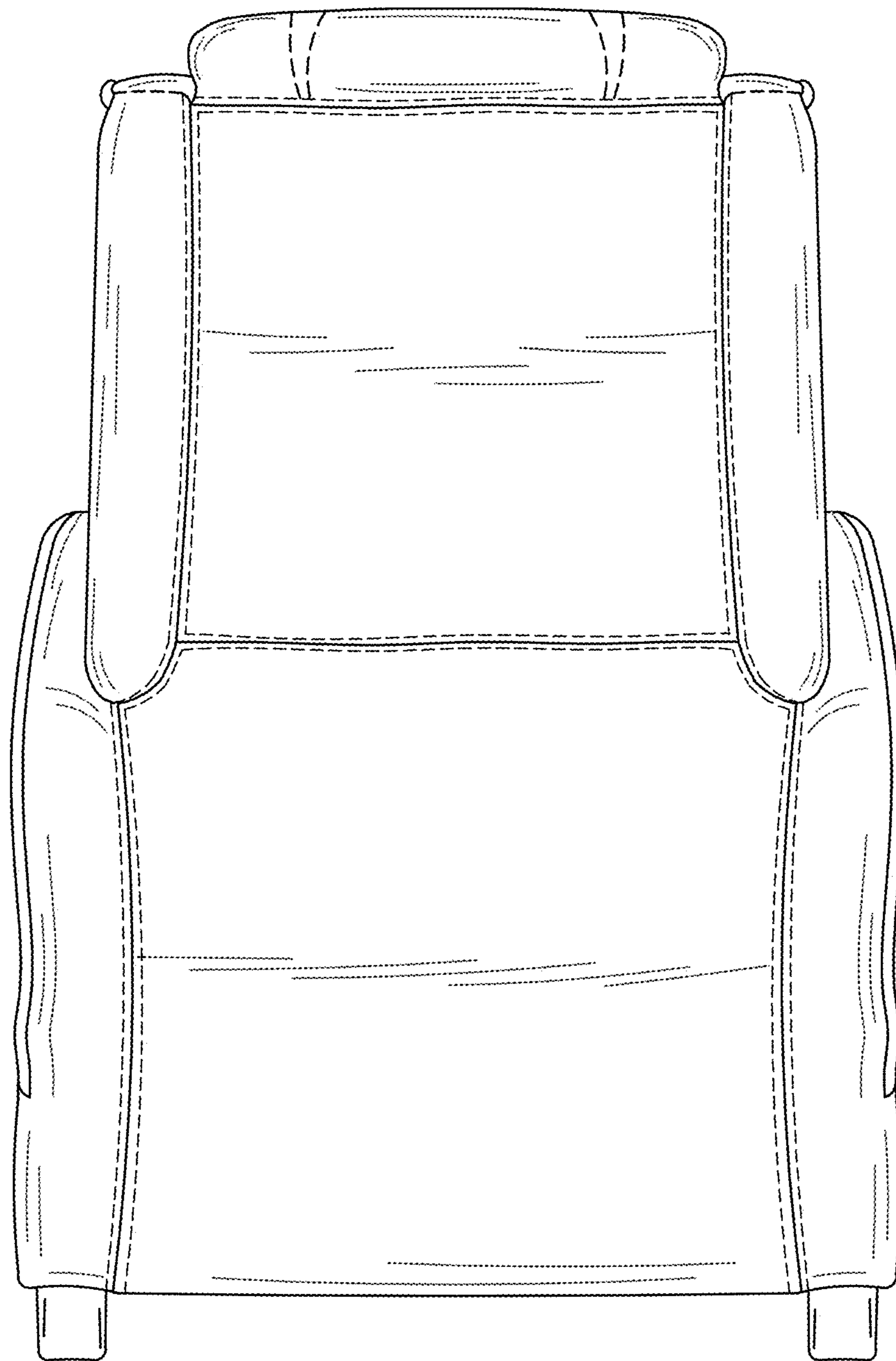


FIG 2

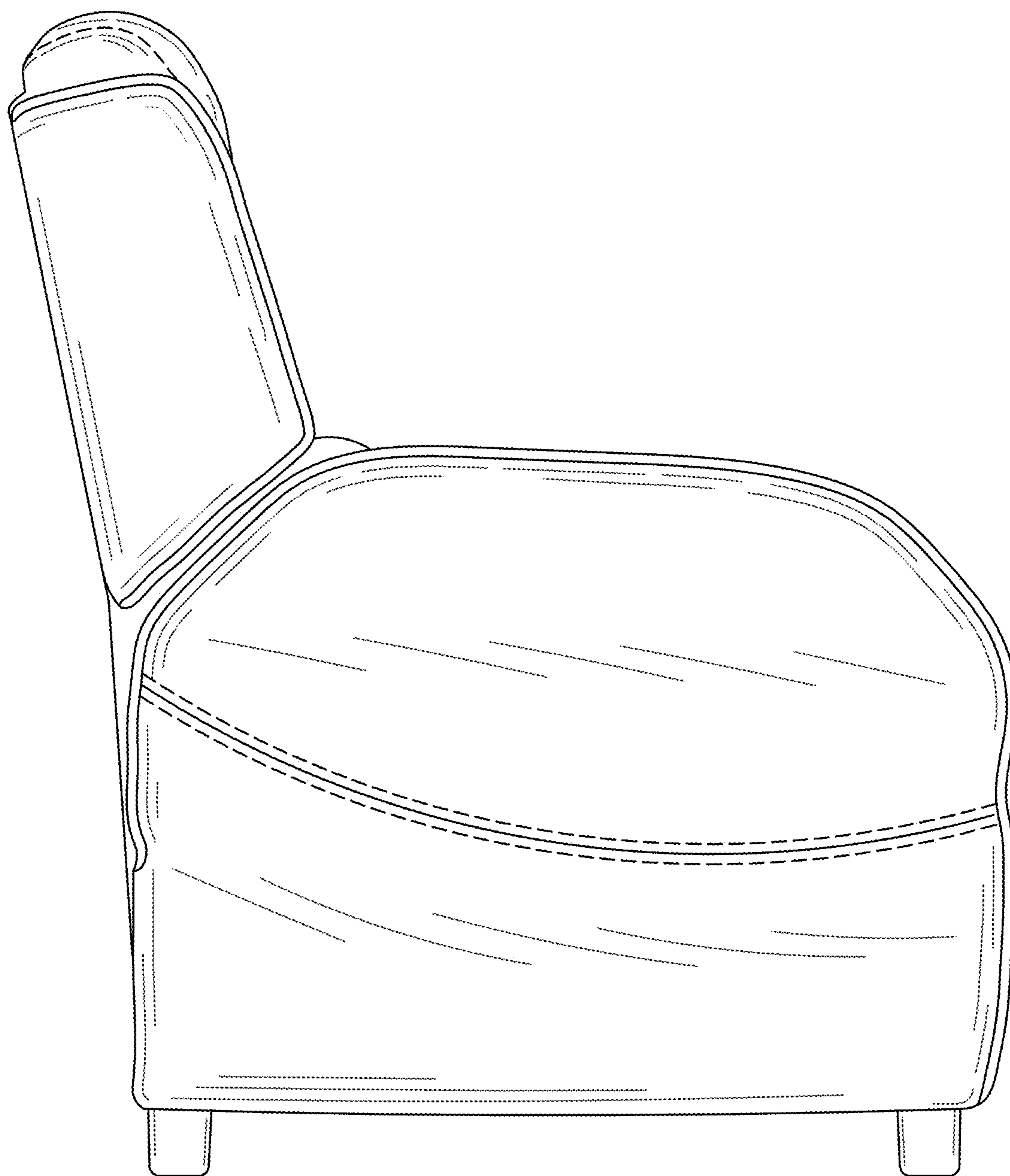


FIG.3



FIG.4




FIG 5




FIG.6

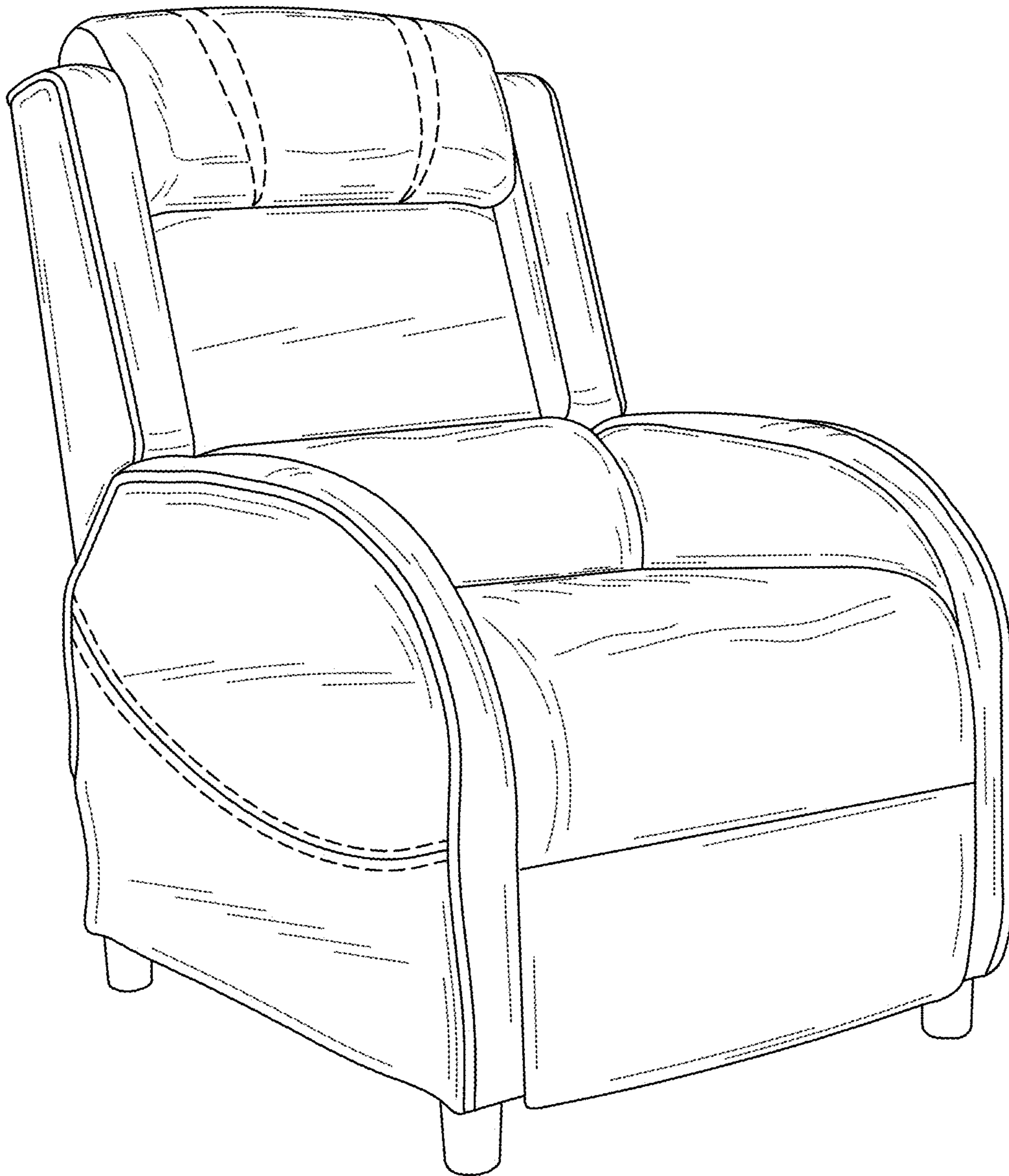


FIG. 7