



US00D894621S

(12) **United States Design Patent**
Morrison et al.

(10) **Patent No.:** **US D894,621 S**

(45) **Date of Patent:** **** Sep. 1, 2020**

- (54) **AIRCRAFT SEAT**
- (71) Applicant: **Alakai Technologies Corporation**,
Hopkinton, MA (US)
- (72) Inventors: **Brian D. Morrison**, Hopkinton, MA
(US); **Andre H. De Salis**, Pasadena,
CA (US); **Martti J. Lampela**, Los
Angeles, CA (US); **Adil M. Ali**,
Thousand Oaks, CA (US); **Peter F.**
Falt, Thousand Oaks, CA (US); **Fazzio**
Youn, Thousand Oaks, CA (US)
- (73) Assignee: **Alakai Technologies Corporation**,
Hopkinton, MA (US)
- (**) Term: **15 Years**
- (21) Appl. No.: **29/692,494**
- (22) Filed: **May 24, 2019**
- (51) **LOC (12) Cl.** **06-01**
- (52) **U.S. Cl.**
USPC **D6/356**
- (58) **Field of Classification Search**
USPC D6/334-336, 338, 356, 367, 371, 373,
D6/716, 716.1, 716.2, 716.3, 716.4, 716.5
CPC B64D 11/00; B64D 11/06; B64D 11/0601;
B64D 11/064; B64D 11/0646; B64D
11/0647; B64D 11/0689; B64D 11/0696;
B60N 2/879; B60N 2/80; B60N 2/803
See application file for complete search history.

- D283,089 S * 3/1986 McArdle D6/356
- 5,024,398 A * 6/1991 Riedinger B64D 11/0015
244/118.5
- 5,028,016 A * 7/1991 Kelvin B64D 11/0015
244/122 R
- D426,392 S * 6/2000 Ott D6/356
- D504,785 S * 5/2005 Beermann D6/356
- D506,084 S * 6/2005 Beermann D6/356
- D651,002 S * 12/2011 Fleming D6/356
- D651,004 S * 12/2011 Fleming D6/356
- 9,242,733 B2 * 1/2016 Pajic B64D 11/06
- D792,726 S * 7/2017 Patir D6/356
- 9,788,021 B2 * 10/2017 Margis B60N 3/004
- D856,015 S * 8/2019 Von Holzhausen D6/356
- 10,538,333 B1 * 1/2020 Pinger B64D 11/00

FOREIGN PATENT DOCUMENTS

- DE 102016205935 A1 * 10/2017 B60N 2/885
- JP 05273987 A * 10/1993 G10K 11/178

* cited by examiner

Primary Examiner — Mimoso De

(74) *Attorney, Agent, or Firm* — Morse, Barnes-Brown &
Pendleton, P.C.; Sean D. Detweiler, Esq.

(57) **CLAIM**

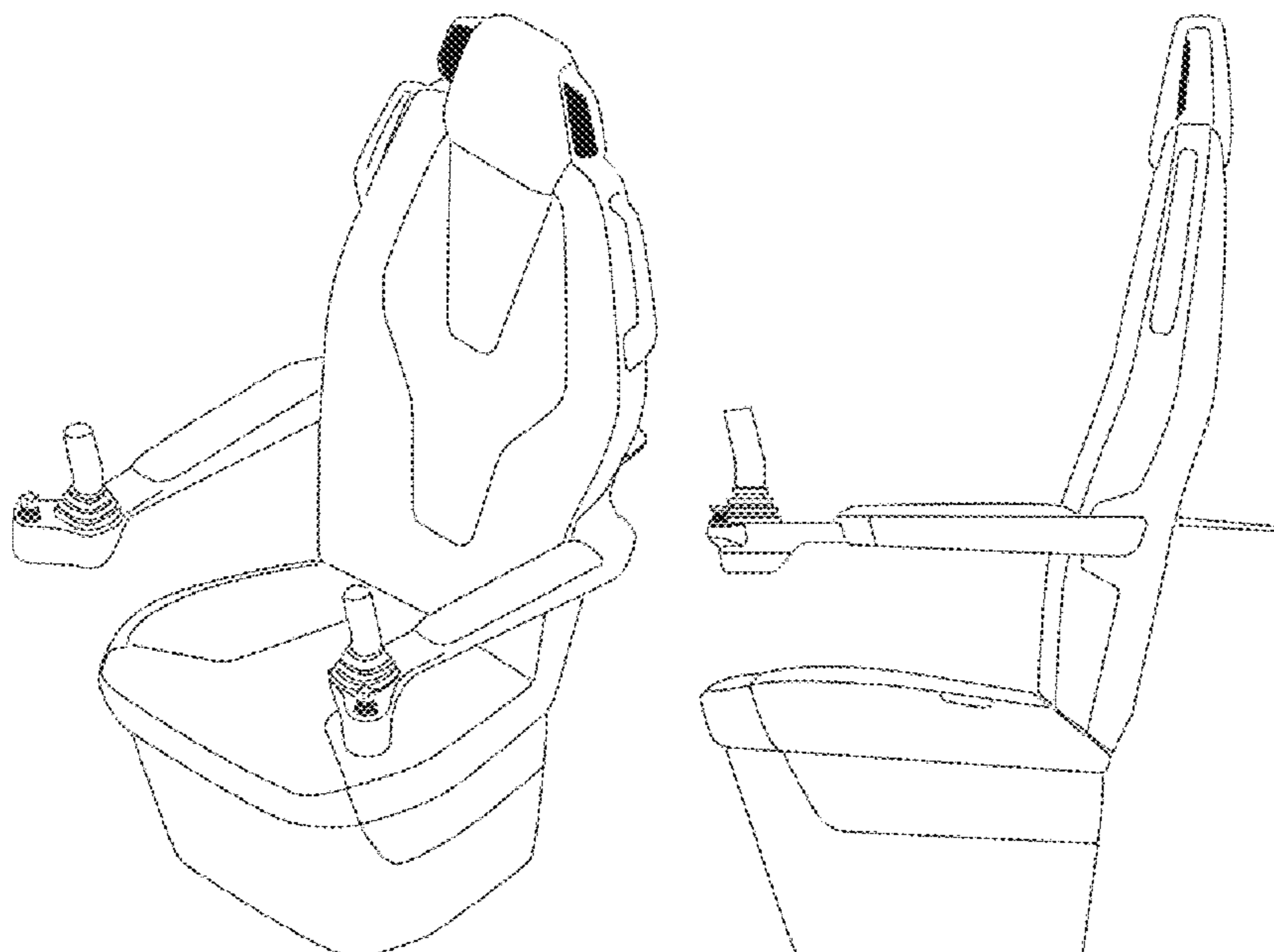
The ornamental design for the aircraft seat, as shown and described.

DESCRIPTION

FIG. 1 is a right front elevated isometric view of the aircraft seat;
 FIG. 2 is a top plan view of the aircraft seat;
 FIG. 3 is a right side view of the aircraft seat;
 FIG. 4 is a back view of the aircraft seat;
 FIG. 5 is a left side view of the aircraft seat; and,
 FIG. 6 is a front view of the aircraft seat.

1 Claim, 3 Drawing Sheets

- (56) **References Cited**
U.S. PATENT DOCUMENTS
4,239,282 A * 12/1980 White B64D 11/0689
297/284.1
D280,472 S * 9/1985 Seto D6/356



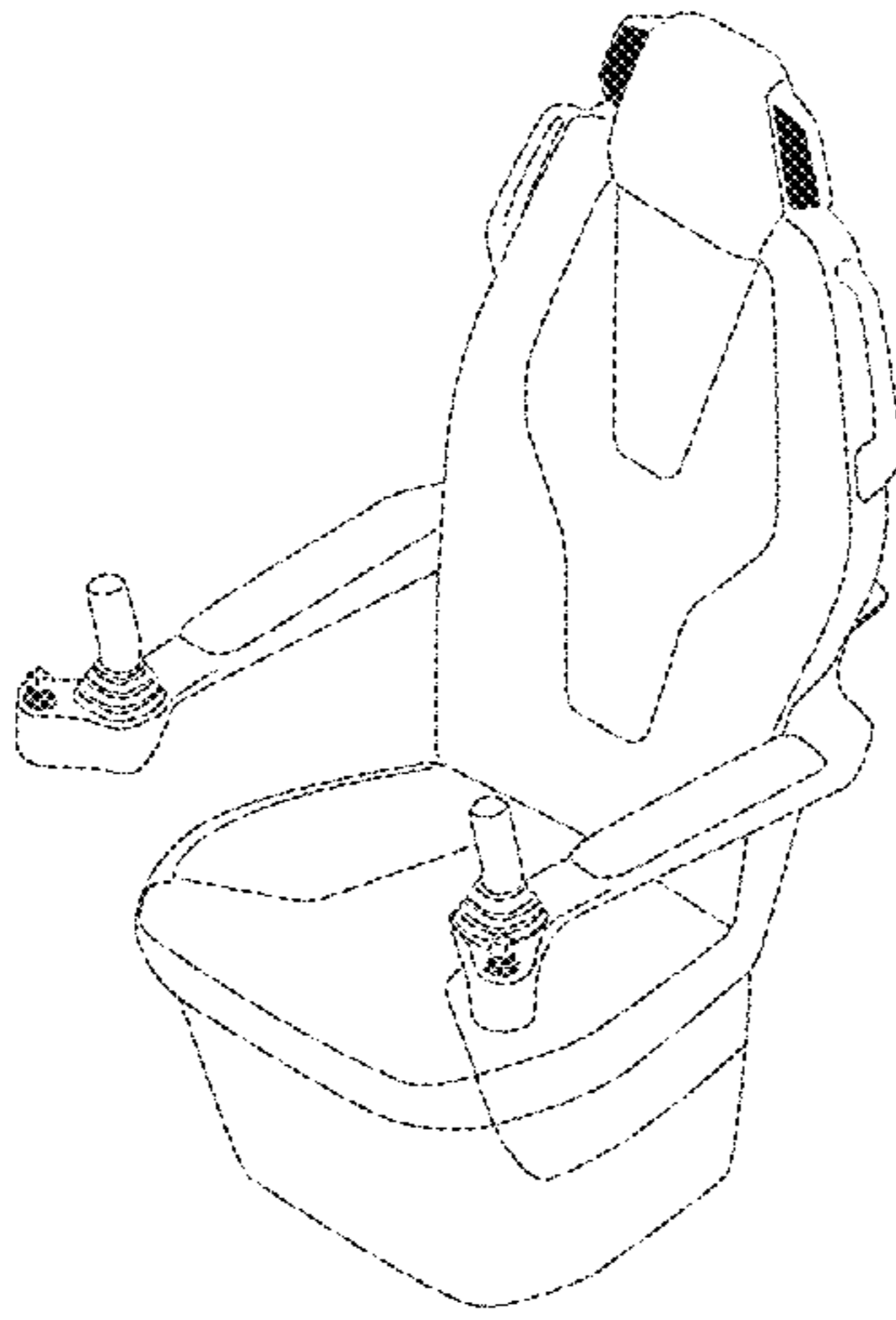


Fig. 1

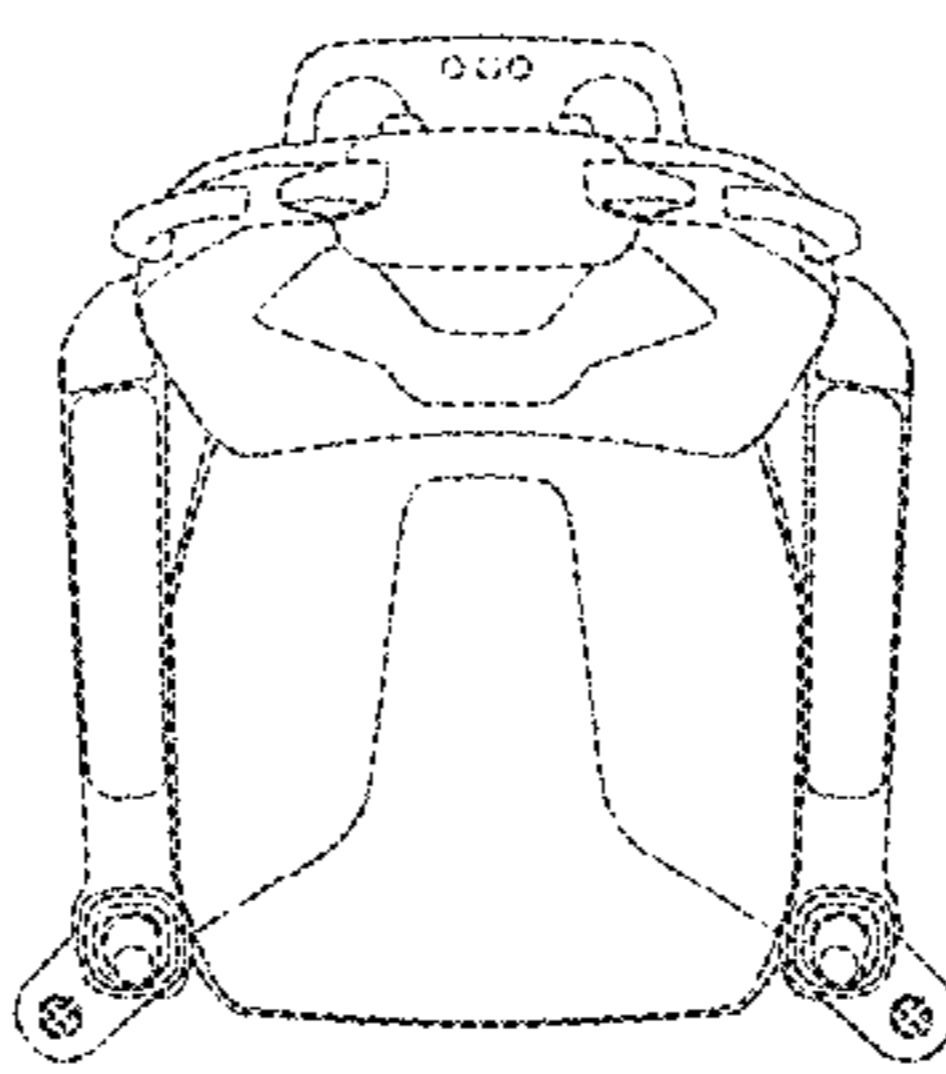


Fig. 2

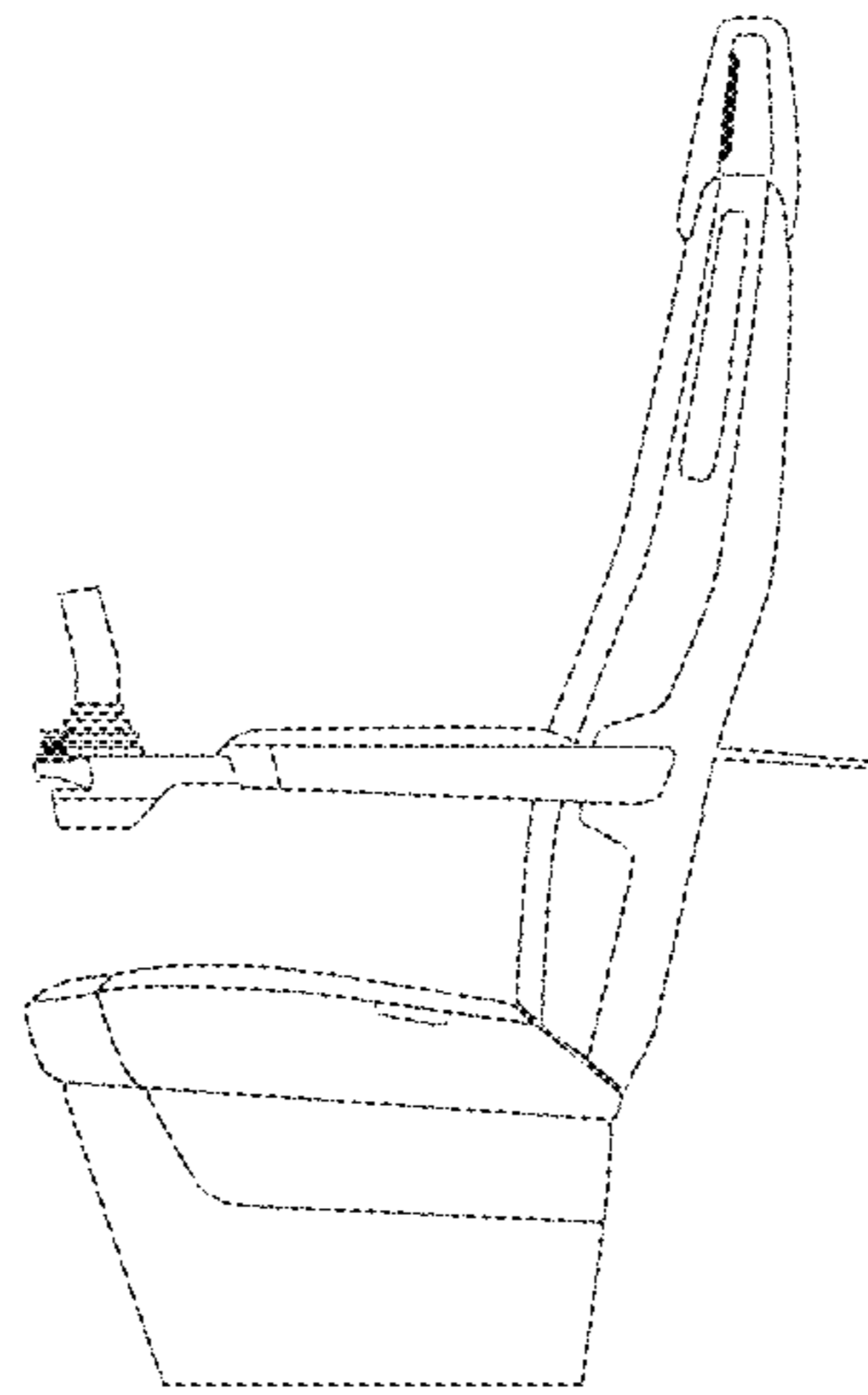


Fig. 3

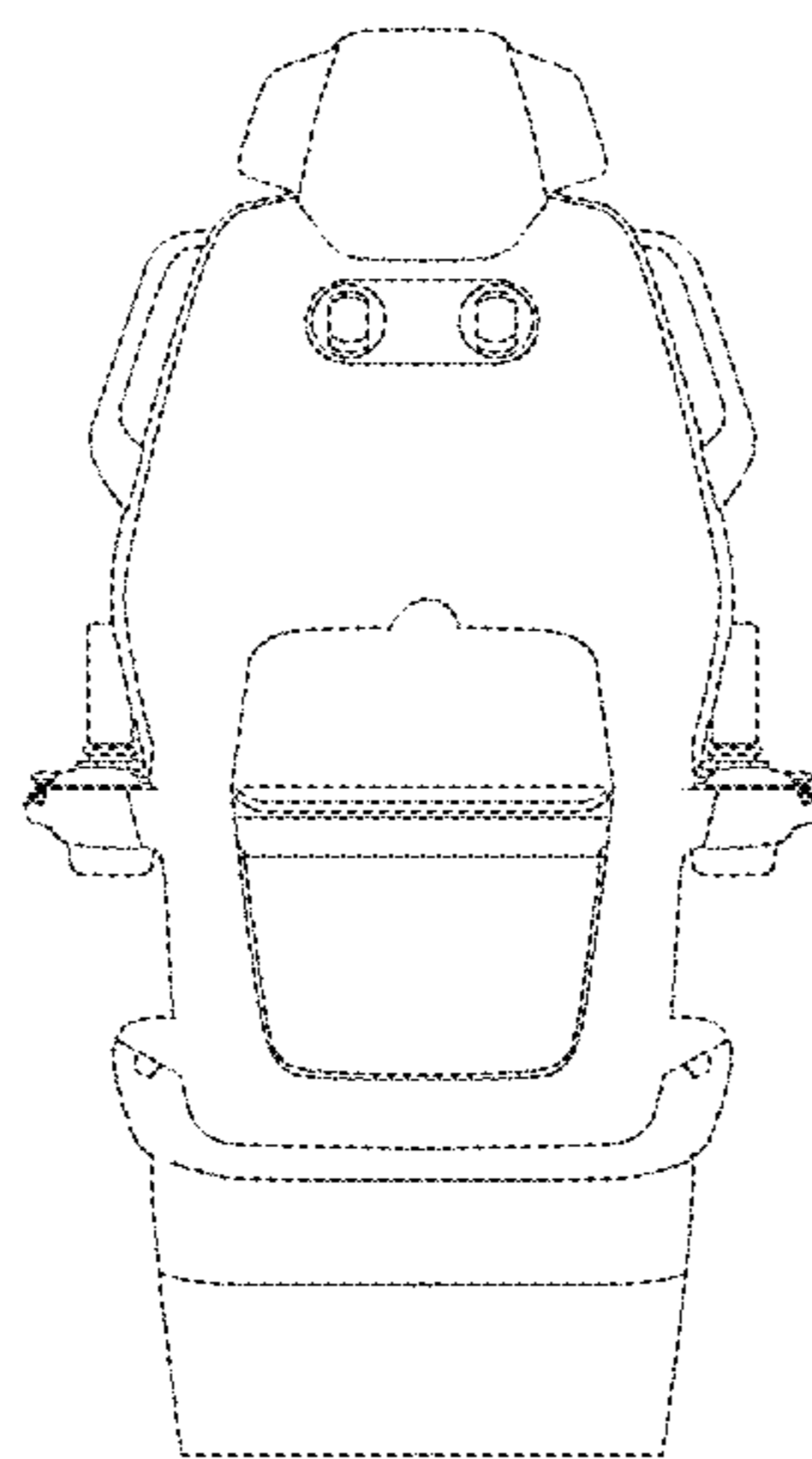


Fig. 4

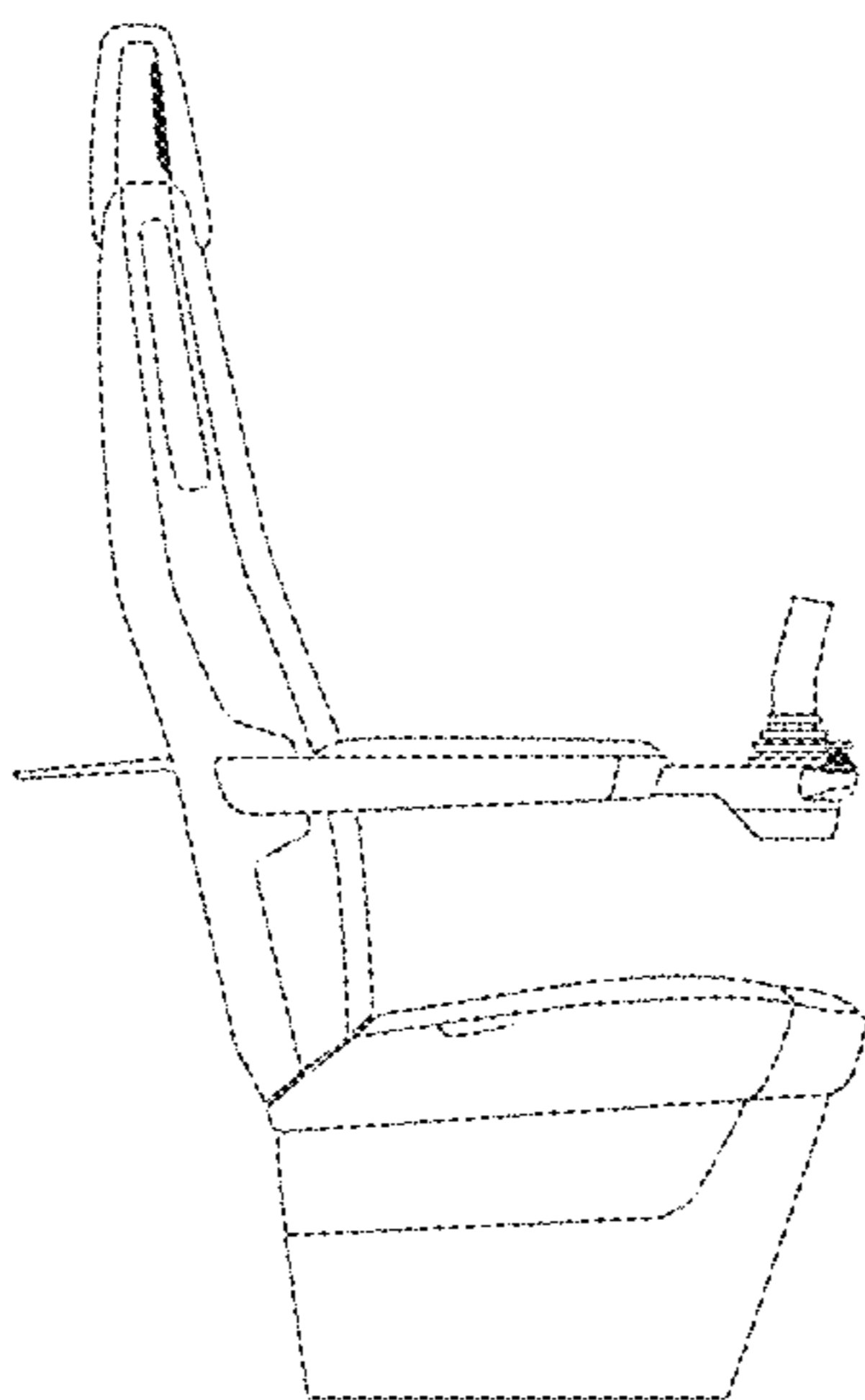


Fig. 5

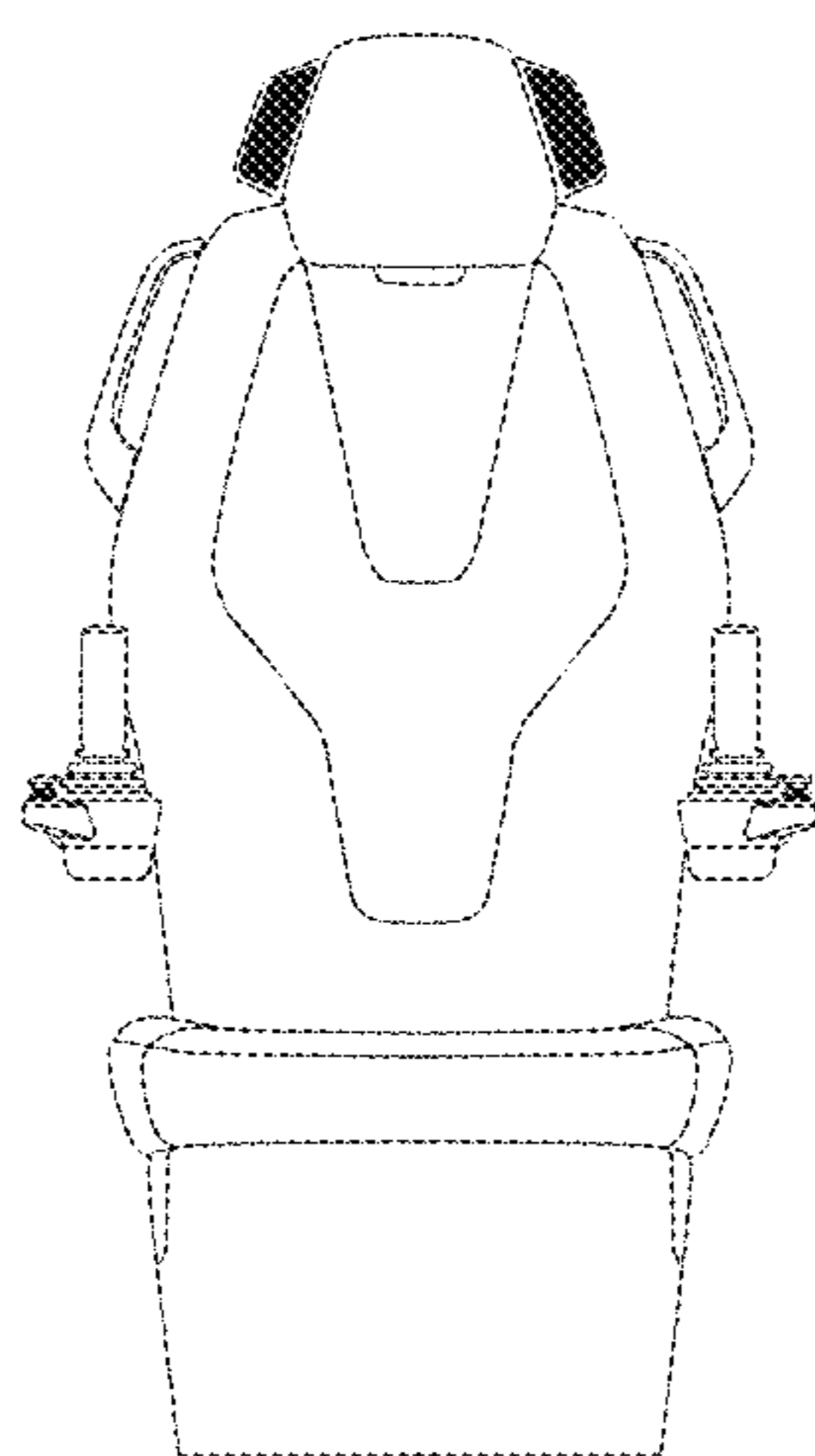


Fig. 6