



US00D894613S

(12) **United States Design Patent** (10) **Patent No.:** **US D894,613 S**
Kaicker (45) **Date of Patent:** **** Sep. 1, 2020**

(54) **BRUSH WITH NECK**

(71) Applicant: **Anisa International, Inc.**, Atlanta, GA (US)
(72) Inventor: **Anisa Telwar Kaicker**, Atlanta, GA (US)
(73) Assignee: **Anisa International, Inc.**, Atlanta, GA (US)

(**) Term: **15 Years**

(21) Appl. No.: **29/668,863**

(22) Filed: **Nov. 2, 2018**

(51) **LOC (12) Cl.** **04-02**

(52) **U.S. Cl.**
USPC **D4/127; D4/135**

(58) **Field of Classification Search**
USPC D4/127, 130, 132, 133, 134, 135, 137, D4/138, 199; D28/7
CPC A46B 5/02; A46B 9/021; A46B 2200/1046
See application file for complete search history.

(56) **References Cited**

U.S. PATENT DOCUMENTS

D258,486 S *	3/1981	Wallace	D7/395
D384,817 S *	10/1997	Narubin	D4/199
D565,846 S *	4/2008	Holcomb	D4/114
8,230,543 B2 *	7/2012	Shrier	A46B 7/04 15/145
D781,592 S	3/2017	Kaicker		
D782,202 S *	3/2017	Machiorlette	D4/127
D787,190 S *	5/2017	Machiorlette	D4/102
D793,090 S *	8/2017	Allen	D4/127
D800,457 S *	10/2017	Kaicker	D4/138
10,368,630 B2 *	8/2019	Jones	A46B 9/021
10,517,383 B2 *	12/2019	Godin	A46B 9/065
D871,773 S *	1/2020	Ou	D4/118
2017/0095070 A1 *	4/2017	Machiorlette	A46B 15/0002
2020/0093247 A1 *	3/2020	Gunness	A45D 33/00

FOREIGN PATENT DOCUMENTS

CN	303092636	*	2/2015
CN	304036790	*	2/2017
CN	304172657	*	6/2017
JP	D1580065	*	6/2017

OTHER PUBLICATIONS

Beauty Best Bet: Anisa's Vegan Brushes [on-line]. [Published Nov. 12, 2019.][Retrieved from the Internet Apr. 27, 2020.] URL: <https://www.beautynewsnyc.com/beauty-the-best/beauty-best-bet-anisas-vegan-brushes/> (Year: 2019).*
anisa.com; Product Brochure—Form & Function, publicly available prior to Nov. 2, 2018, 1 pg.

* cited by examiner

Primary Examiner — Karen E Eldridge Powers
(74) *Attorney, Agent, or Firm* — Taylor English Duma LLP

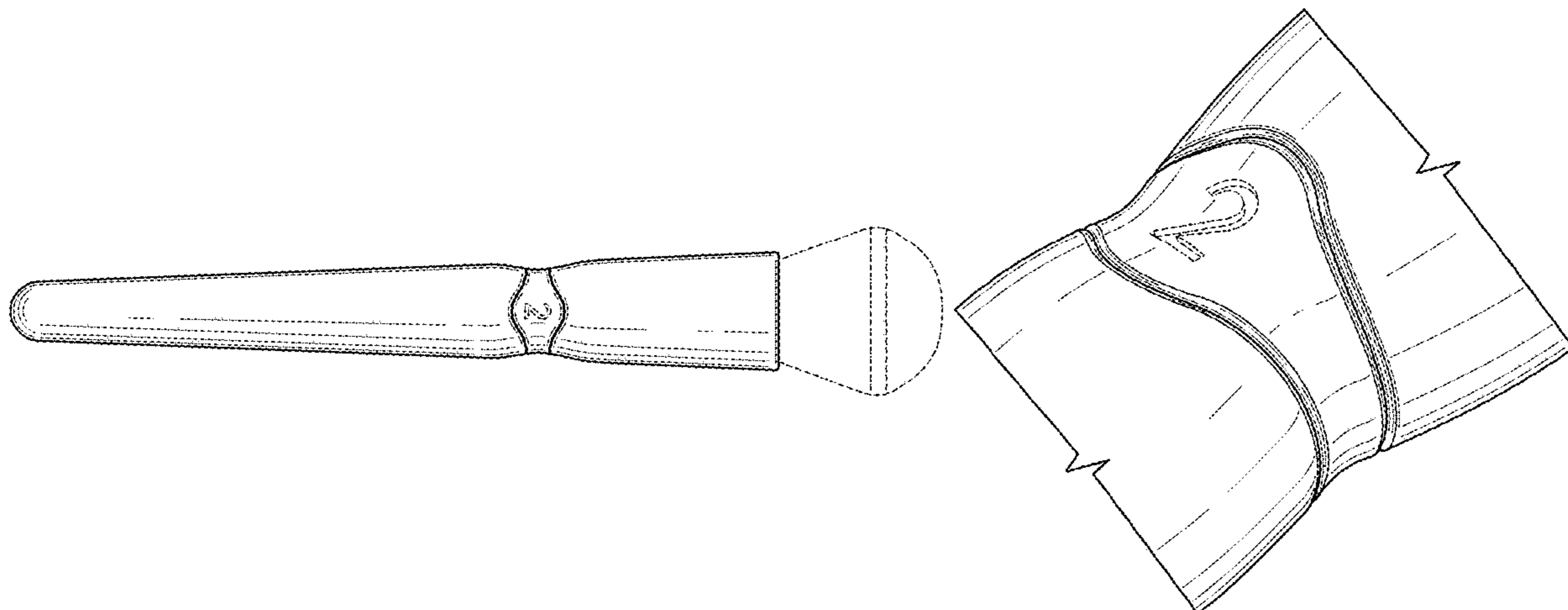
(57) **CLAIM**

I claim the ornamental design for a brush with neck, as shown and described.

DESCRIPTION

FIG. 1 is a top perspective view of the claimed design.
FIG. 2 is a first side elevation view thereof.
FIG. 3 is a second side elevation view thereof.
FIG. 4 is a front elevation view thereof.
FIG. 5 is a rear elevation view thereof.
FIG. 6 is a top plan view thereof.
FIG. 7 is a bottom plan view thereof; and,
FIG. 8 is a detail front bottom perspective view of a ring thereof.
Those features shown in broken lines form no part of the claimed design.

1 Claim, 4 Drawing Sheets



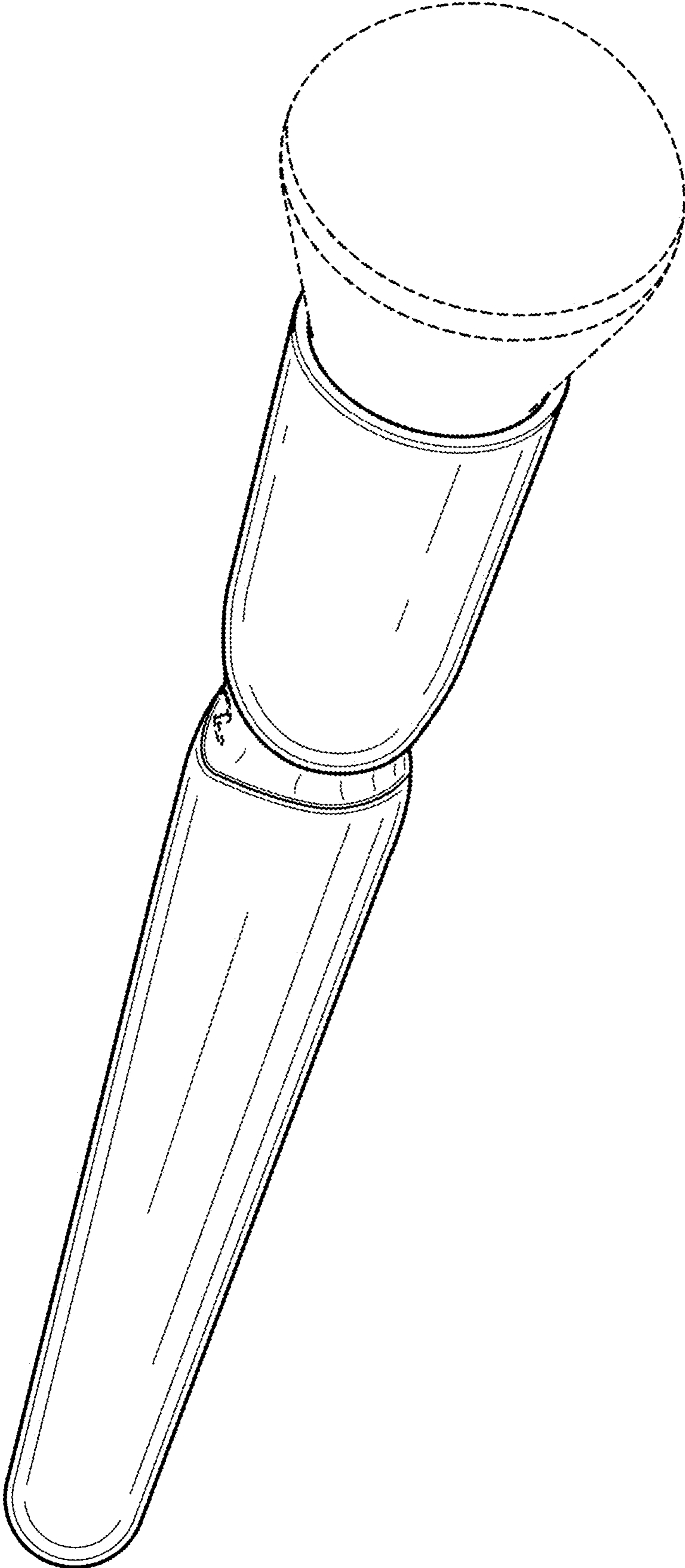


FIG. 1

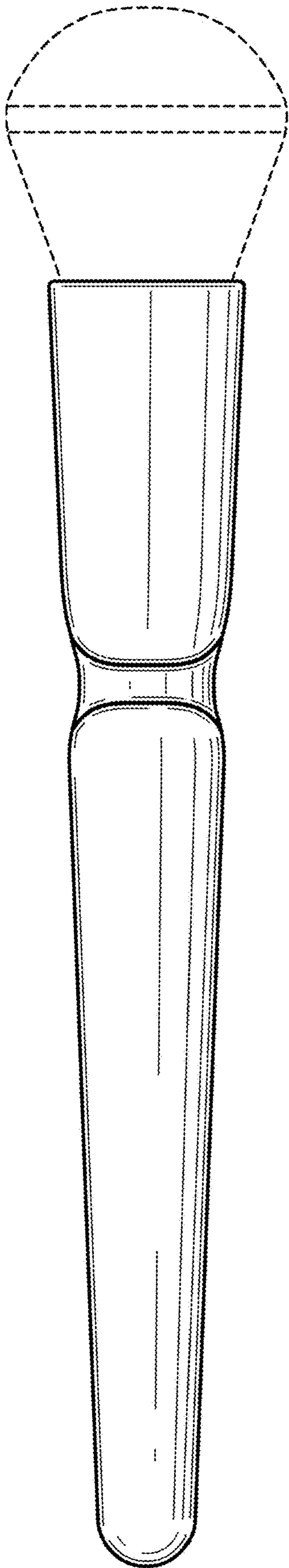


FIG. 2

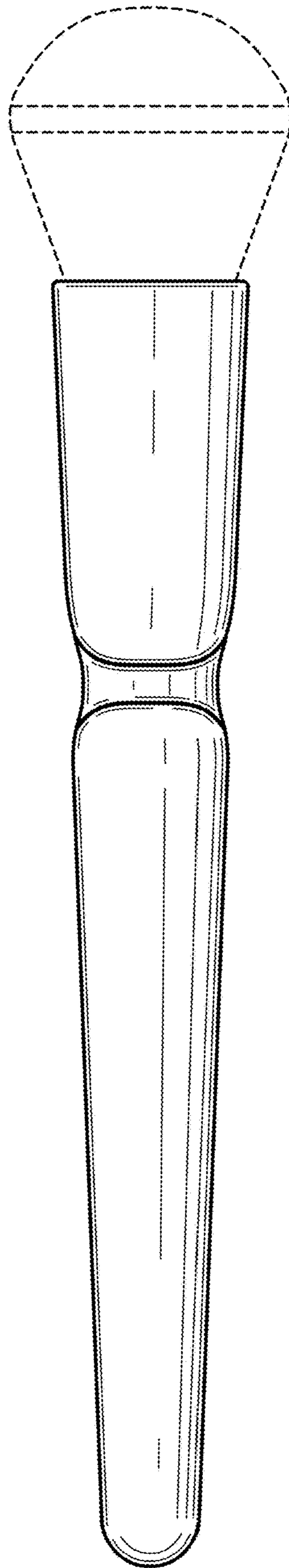


FIG. 3

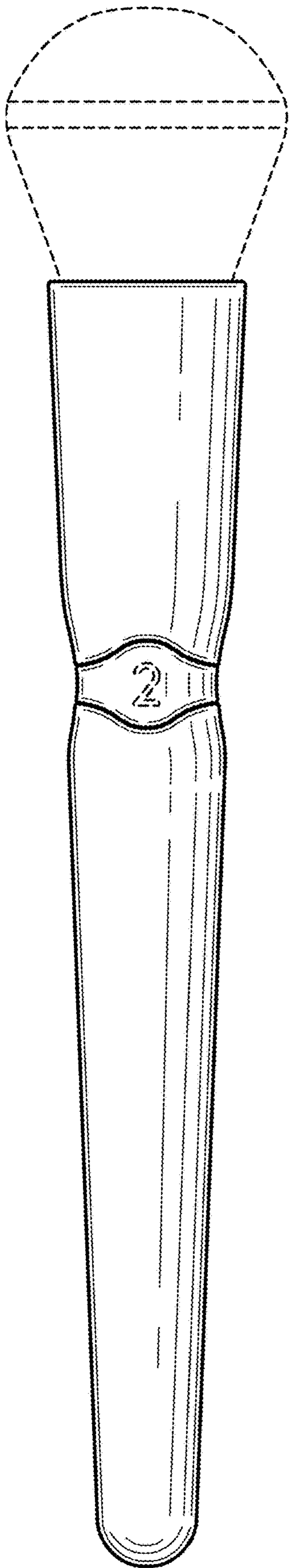


FIG. 4

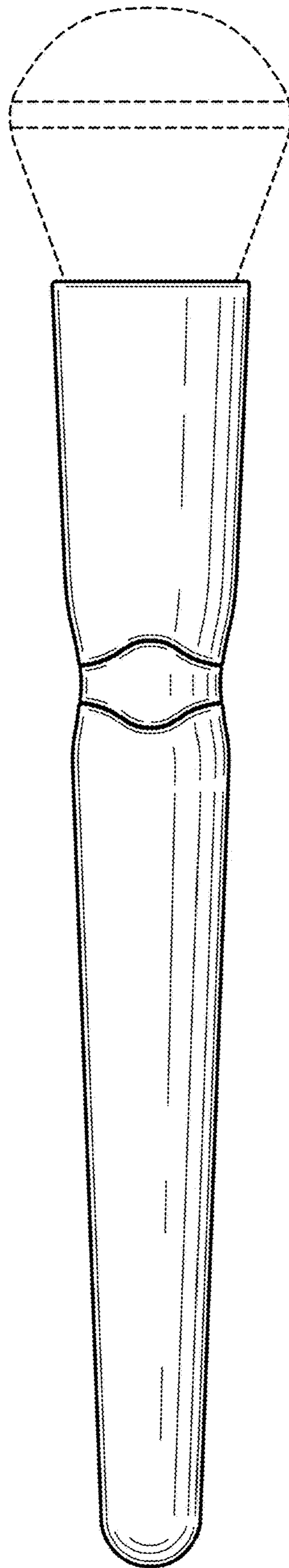


FIG. 5

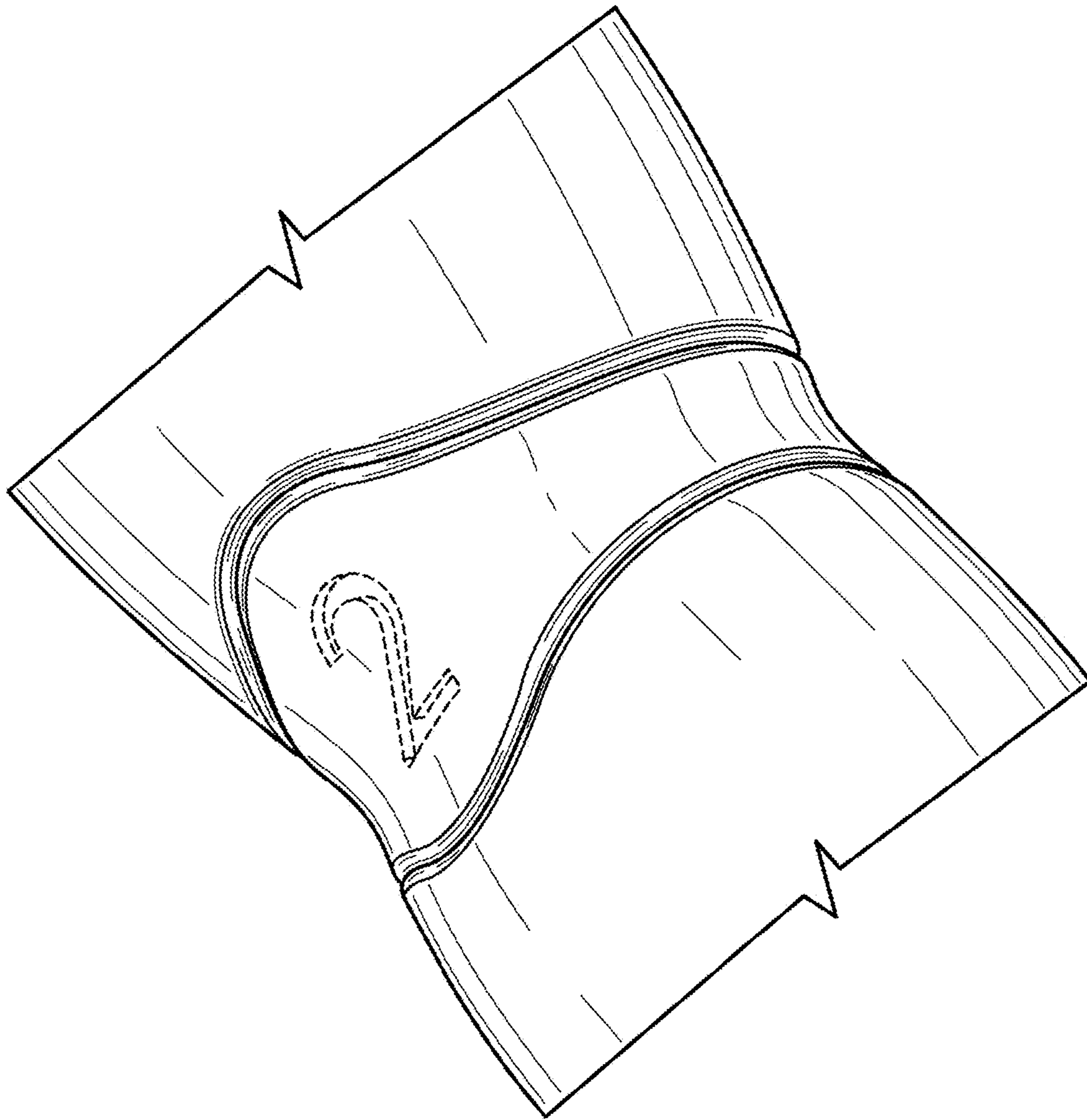


FIG. 8

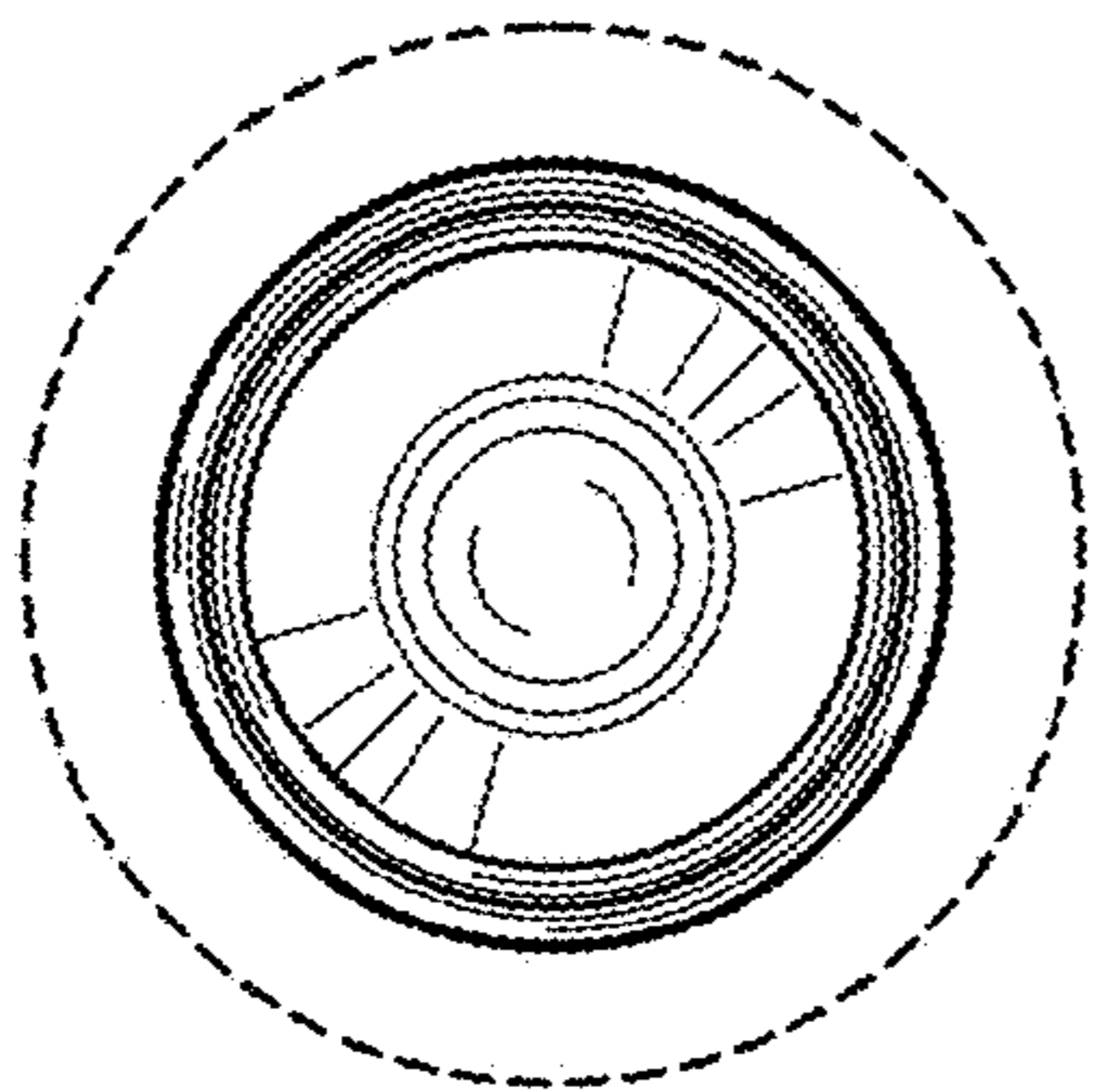


FIG. 6

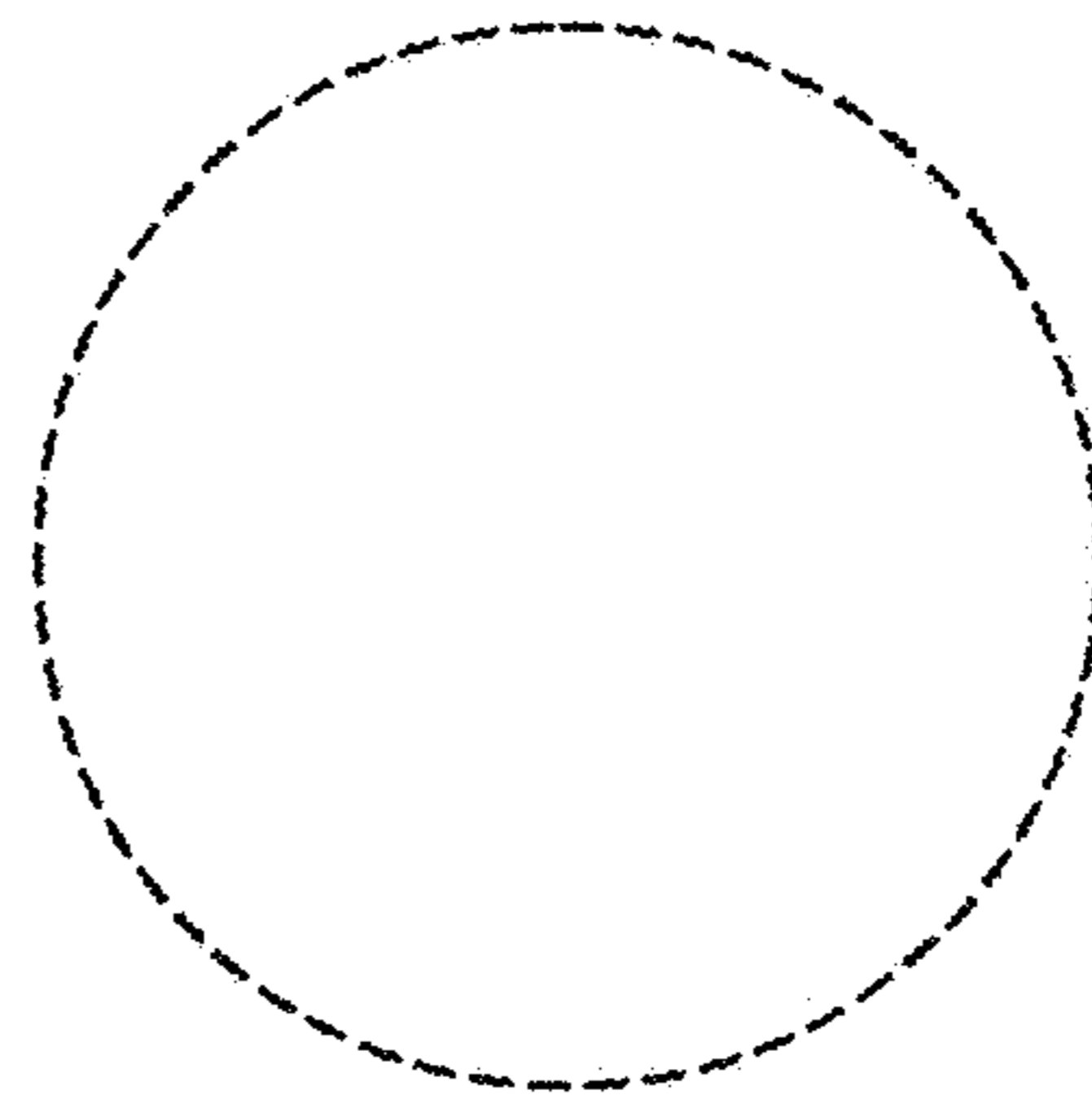


FIG. 7