



US00D894610S

(12) **United States Design Patent** (10) **Patent No.:** **US D894,610 S**  
**Albay et al.** (45) **Date of Patent:** **\*\* Sep. 1, 2020**

(54) **HANDLE FOR ELECTRIC TOOTHBRUSH**

(56) **References Cited**

(71) Applicant: **Braun GmbH**, Kronberg (DE)

U.S. PATENT DOCUMENTS

(72) Inventors: **Devran Albay**, Frankfurt (DE); **Moritz Carlo Honisch**, Frankfurt (DE); **Dominik Langhammer**, Frankfurt (DE); **Peter Charles Mason, Jr.**, Maineville, OH (US); **Benjamin Hubert**, London (GB)

D454,251	S	*	3/2002	De Swarte	.....	D4/101
D676,663	S	*	2/2013	Ptok	.....	D4/104
8,769,758	B2	*	7/2014	Jungnickel	.....	A46B 15/0012 15/105
D773,822	S	*	12/2016	Sikora	.....	D4/101
D790,859	S	*	7/2017	McGarry	.....	D4/101
D791,485	S	*	7/2017	McGarry	.....	D4/101
D799,217	S	*	10/2017	Massee	.....	D4/101
D801,696	S	*	11/2017	McGarry	.....	D4/101
D814,195	S	*	4/2018	Sikora	.....	D4/102
D824,174	S	*	7/2018	Altmann	.....	D4/101
D824,175	S	*	7/2018	Yan	.....	D4/101
D831,358	S	*	10/2018	Altmann	.....	D4/101
D845,636	S	*	4/2019	Porter	.....	D4/104
2012/0124759	A1	*	5/2012	Fritsch	.....	A46B 7/04 15/22.1
2017/0128178	A1	*	5/2017	Schmidt	.....	A46B 13/008

(73) Assignee: **Braun GmbH**, Kronberg (DE)

(\*\*) Term: **15 Years**

(21) Appl. No.: **29/646,243**

(22) Filed: **May 2, 2018**

(30) **Foreign Application Priority Data**

Nov. 2, 2017 (WO) ..... 5250501

(51) **LOC (12) Cl.** ..... **28-03**

(52) **U.S. Cl.**  
USPC ..... **D4/101**

(58) **Field of Classification Search**

USPC ..... D4/100, 101, 102, 104, 105, 106, 107,  
D4/108, 109, 110, 111, 114, 119, 120,  
D4/121, 124, 125, 126, 127, 130, 132,  
D4/133, 134, 138, 199; D24/111;  
433/80

CPC . A61C 17/222; A61C 17/225; A61C 17/3427;  
A61C 17/00; A61C 17/224; A61C 17/20;  
A61C 17/22; A61C 17/24; A61C 17/26;  
A61C 17/32; A61C 17/34; A46B  
2200/108

See application file for complete search history.

\* cited by examiner

*Primary Examiner* — Karen E Eldridge Powers

(74) *Attorney, Agent, or Firm* — Vladimir Vitenberg

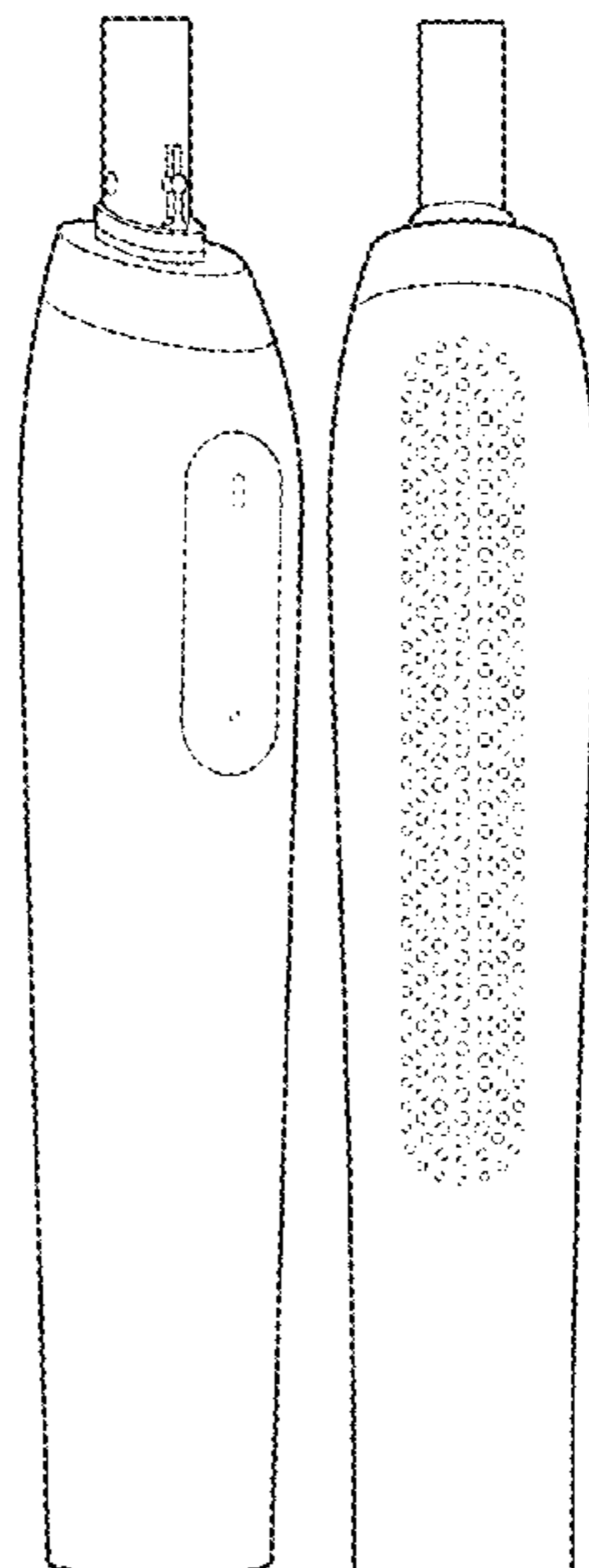
(57) **CLAIM**

The ornamental design for a handle for electric toothbrush, as shown and described.

**DESCRIPTION**

FIG. 1 is a perspective view of a handle for electric toothbrush;  
FIG. 2 is a front elevation view thereof;  
FIG. 3 is a right-side elevation view thereof;  
FIG. 4 is a rear elevation view thereof;  
FIG. 5 is a left-side elevation view thereof;  
FIG. 6 is a top plan view thereof; and,  
FIG. 7 is a bottom plan view thereof.  
The broken lines illustrate portions of the handle for electric toothbrush that form no part of the claimed design.

**1 Claim, 2 Drawing Sheets**



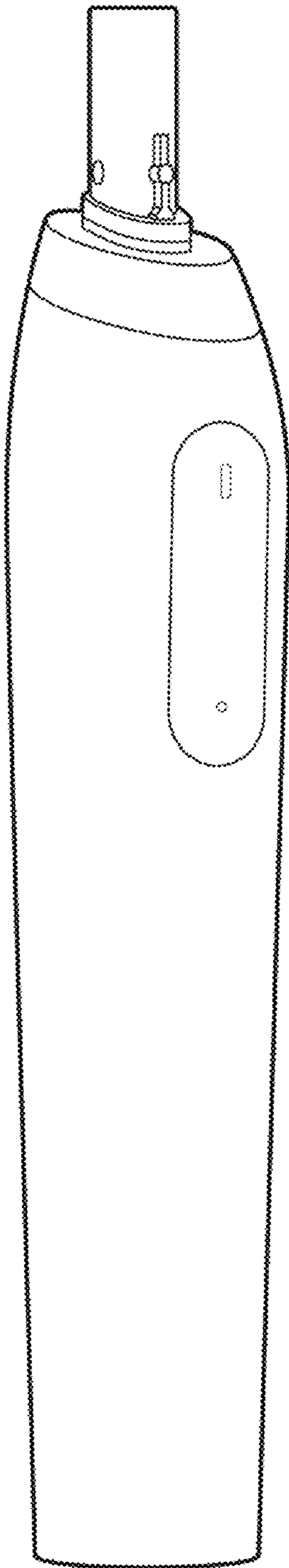


FIG. 1

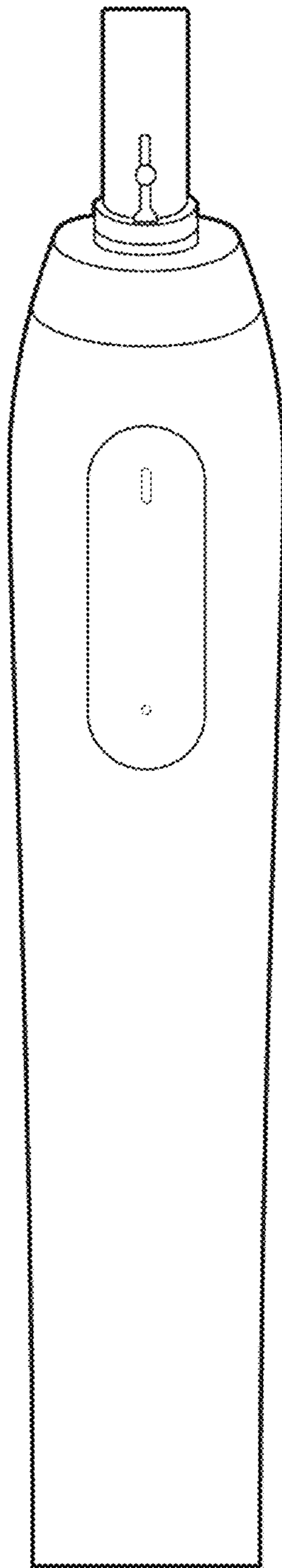


FIG. 2




FIG. 3

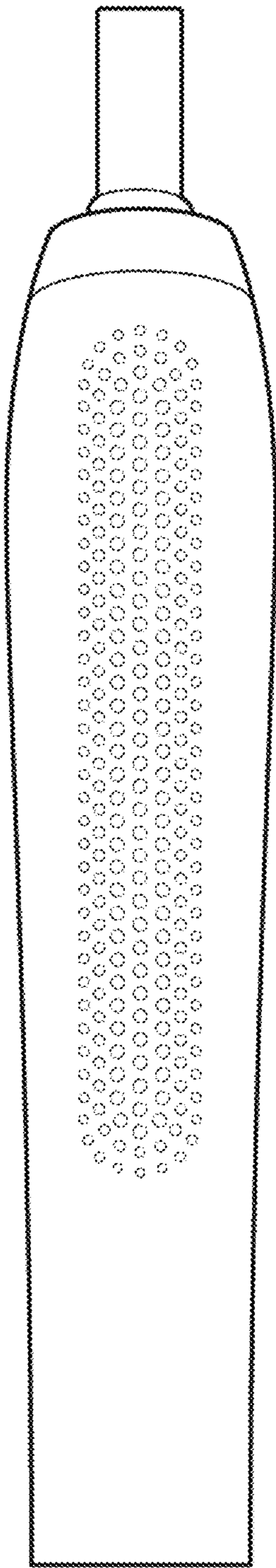


FIG. 4




FIG. 5

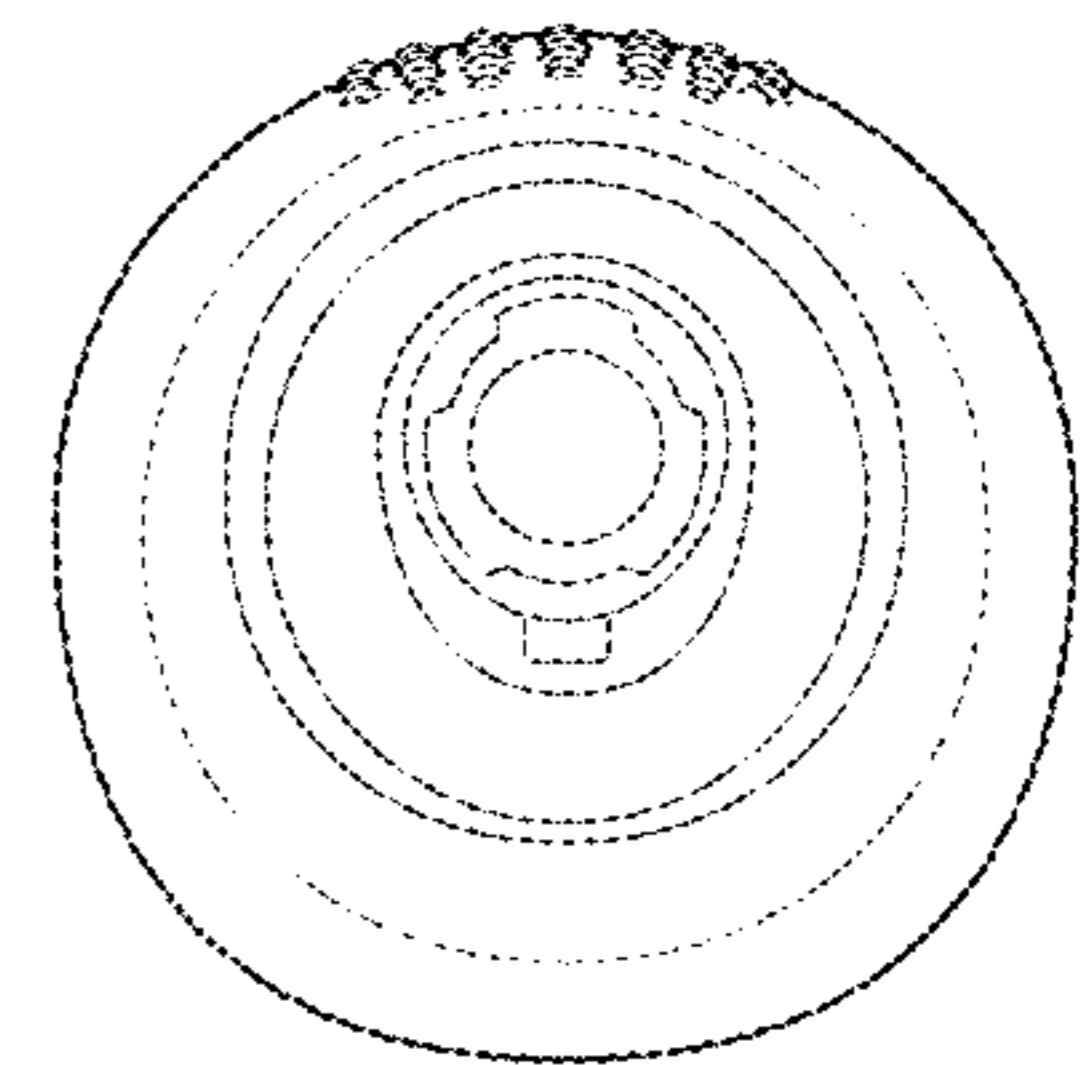


FIG. 6

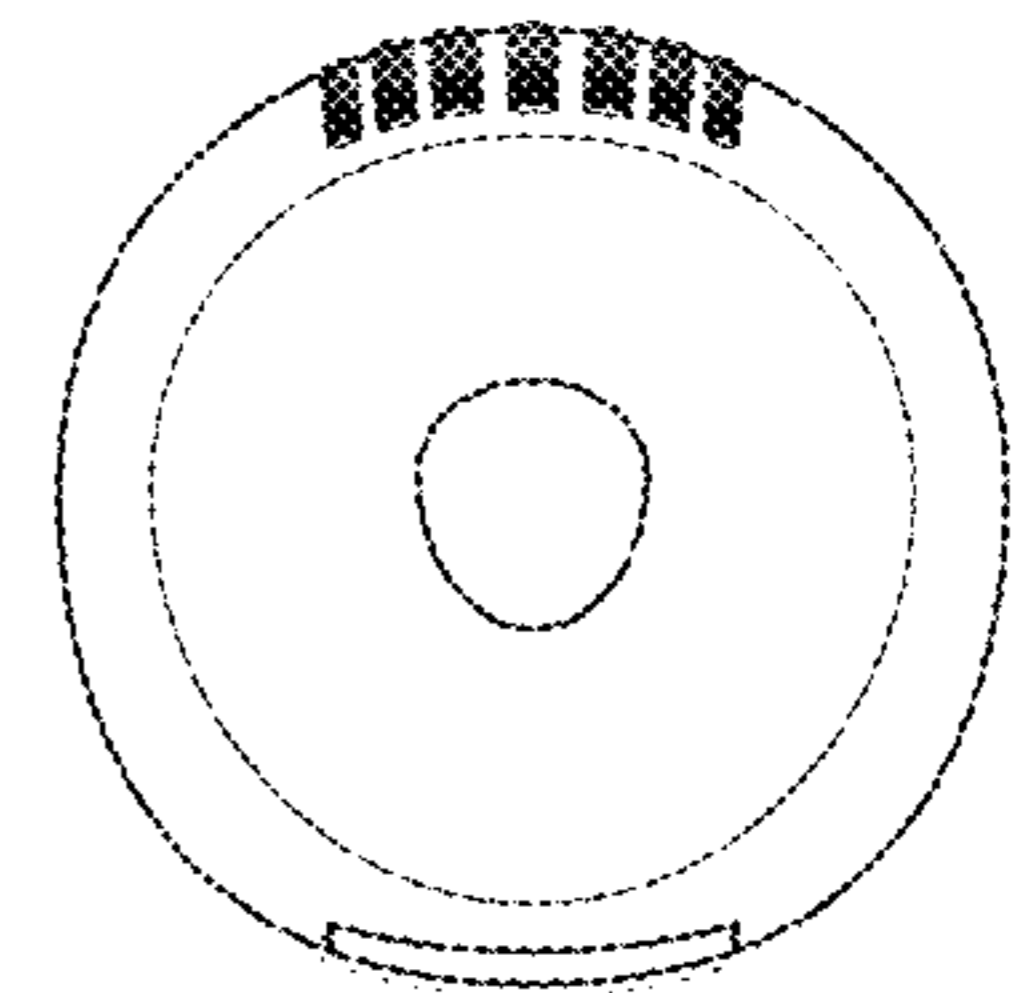


FIG. 7