



US00D894598S

(12) **United States Design Patent** (10) **Patent No.:** **US D894,598 S**  
**Applegate et al.** (45) **Date of Patent:** **\*\* Sep. 1, 2020**

(54) **SHIPPABLE CONTAINER**  
(71) Applicant: **Plastic Technologies, Inc.**, Holland, OH (US)  
(72) Inventors: **Daniel Applegate**, Holland, OH (US);  
**Aaron Bollinger**, Holland, OH (US);  
**Thierry Fabozzi**, Holland, OH (US);  
**Wayne Posey**, Holland, OH (US);  
**Adam Pusateri**, Holland, OH (US)  
(73) Assignee: **PLASTIC TECHNOLOGIES, INC.**,  
Holland, OH (US)

D655,172 S \* 3/2012 Brooks ..... D9/549  
D663,623 S \* 7/2012 Slubski ..... D9/549  
D730,735 S \* 6/2015 Sommer ..... D9/521  
D761,656 S \* 7/2016 Renner ..... D9/521  
D817,173 S \* 5/2018 Suga ..... D9/521  
D844,434 S \* 4/2019 Toribio ..... D9/521  
D880,303 S \* 4/2020 Butcher ..... D9/521

\* cited by examiner

*Primary Examiner* — April Rivas

(74) *Attorney, Agent, or Firm* — Michael E. Dockins;  
Schumaker, Loop Kendrick, LLP

(\*\*) Term: **15 Years**

(21) Appl. No.: **29/669,159**

(22) Filed: **Nov. 6, 2018**

(51) **LOC (12) Cl.** ..... **03-01**

(52) **U.S. Cl.**  
USPC ..... **D3/272; D9/521**

(58) **Field of Classification Search**  
USPC ..... D3/272, 273, 276, 279, 282, 284, 291,  
D3/294, 302, 900, 905, 903; D19/106,  
D19/81, 83; D9/517, 521, 549  
CPC ..... B25H 3/02; A45C 11/16; A45C 11/34;  
B65D 81/3813

See application file for complete search history.

(56) **References Cited**

**U.S. PATENT DOCUMENTS**

D280,281 S \* 8/1985 Conti ..... D9/549  
D615,362 S \* 5/2010 Handel ..... D9/521

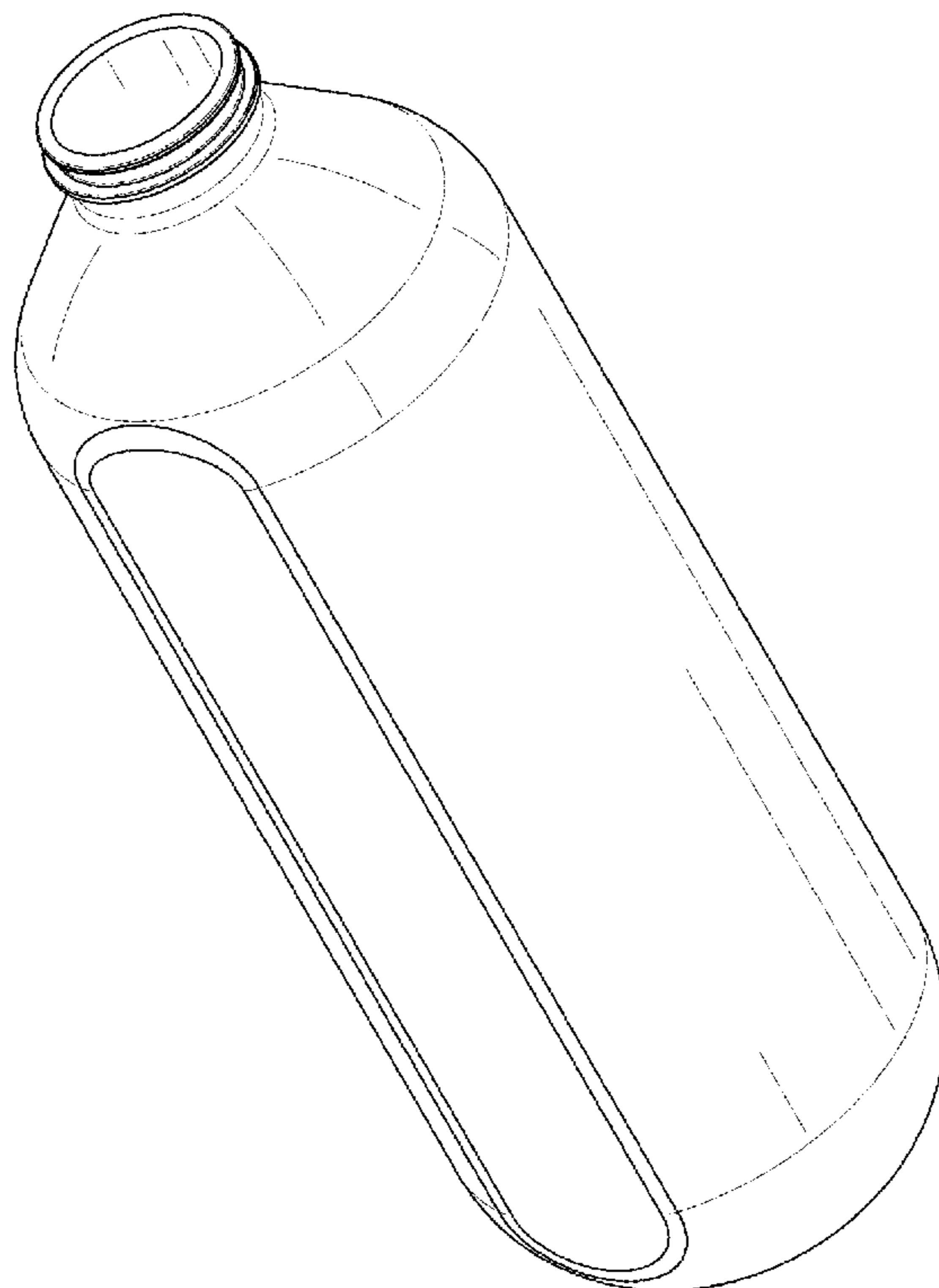
(57) **CLAIM**

The ornamental design for a shippable container, as shown and described.

**DESCRIPTION**

FIG. 1 is a perspective view showing one side of a new design for a shippable container;  
FIG. 2 is another perspective view showing another side of the design;  
FIG. 3 is a front elevational view of the design;  
FIG. 4 is a top plan view of the design;  
FIG. 5 is a bottom plan view of the design; and,  
FIG. 6 is a side elevational view of the design.  
The design which is claimed is shown in solid lines in the drawings.

**1 Claim, 5 Drawing Sheets**



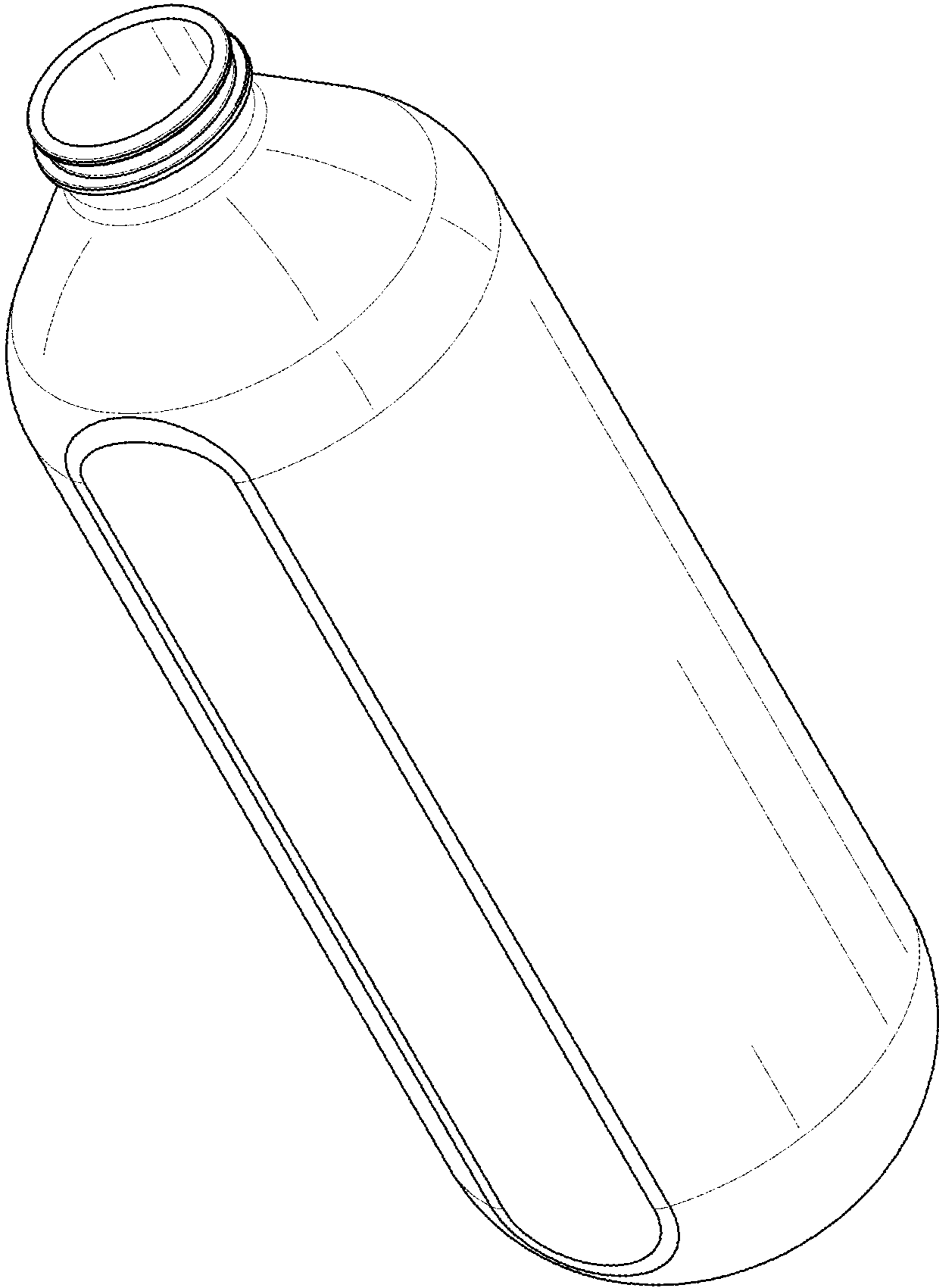


FIG. 1

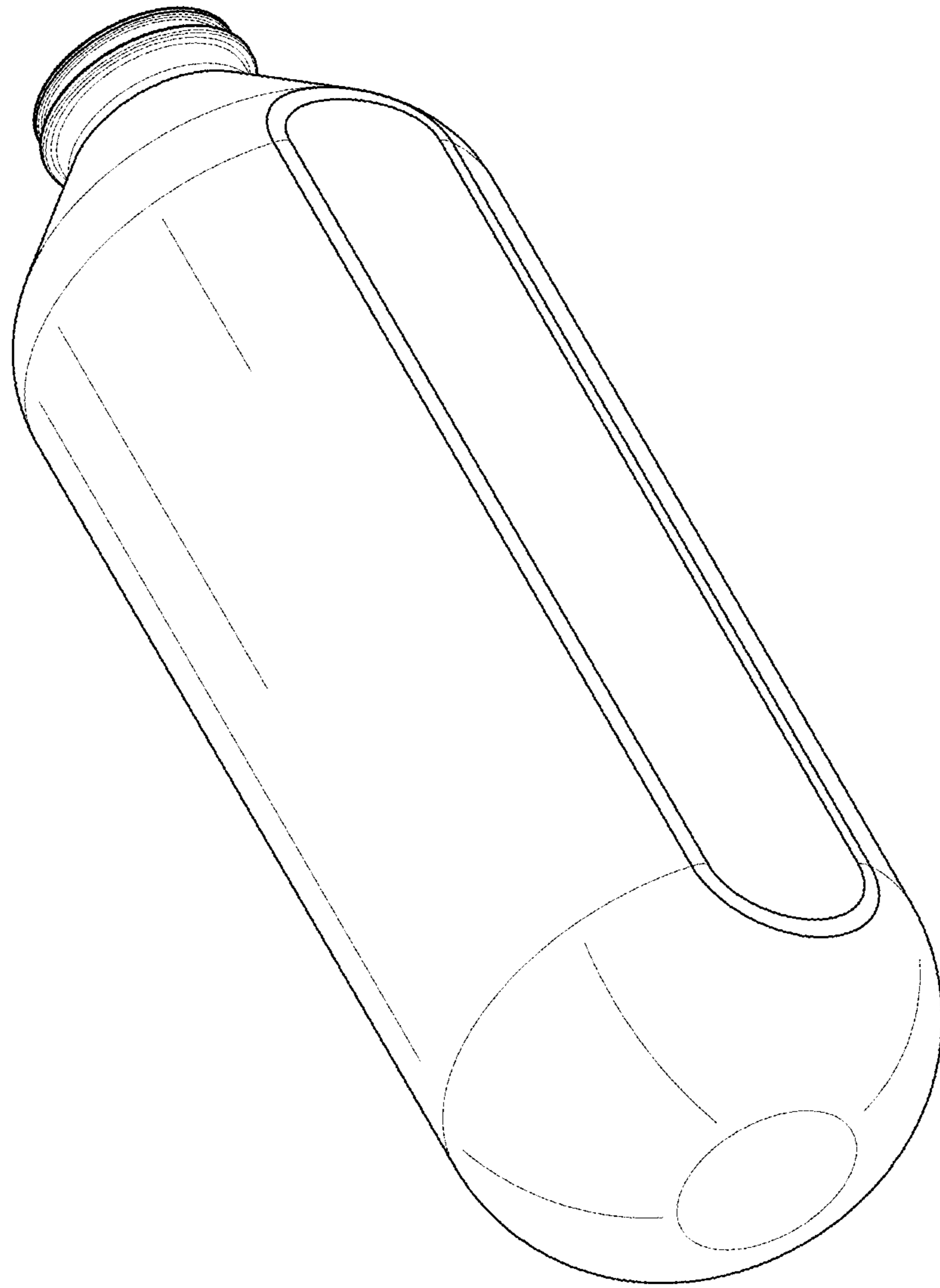


FIG. 2




FIG. 3

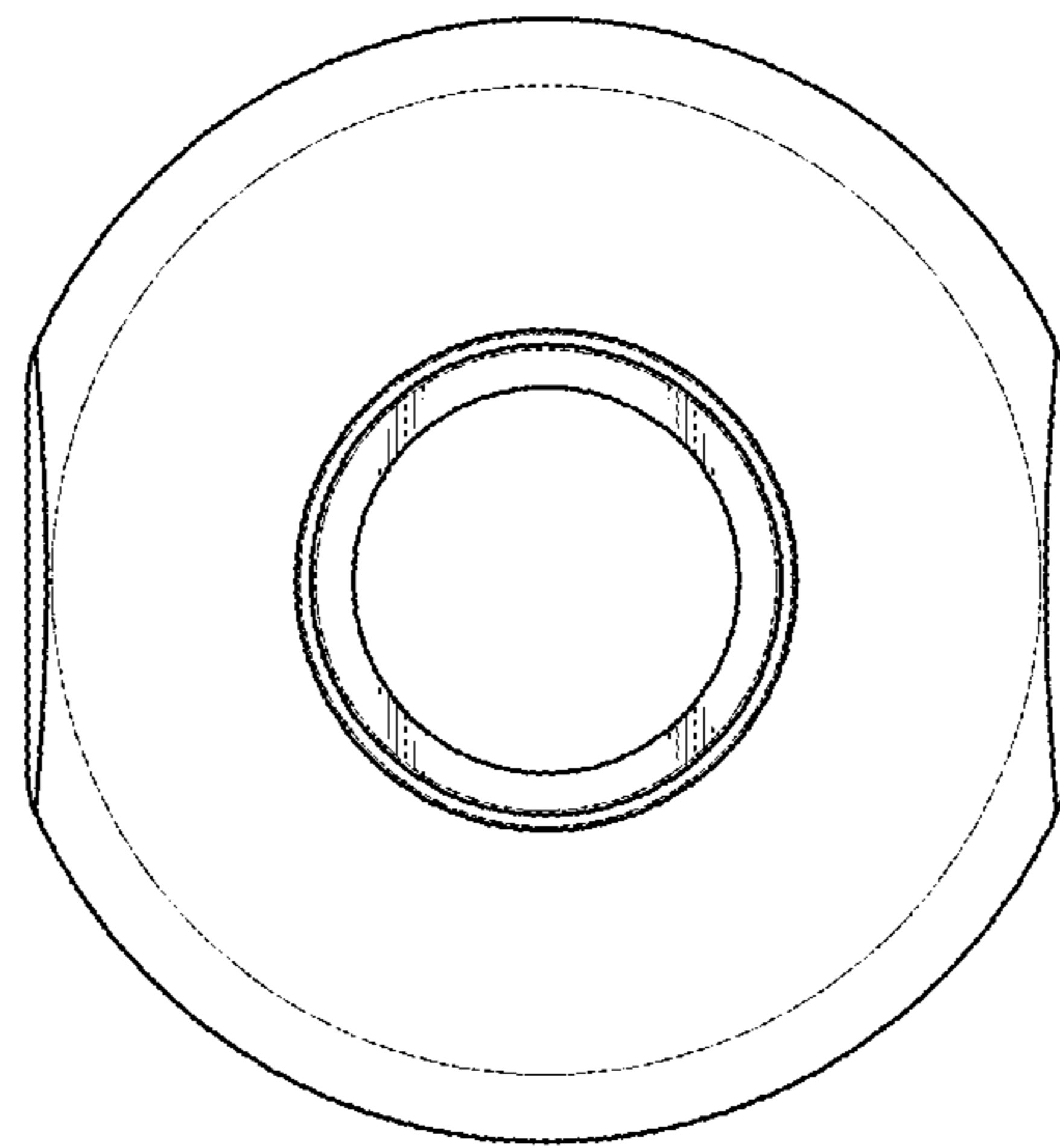


FIG. 4

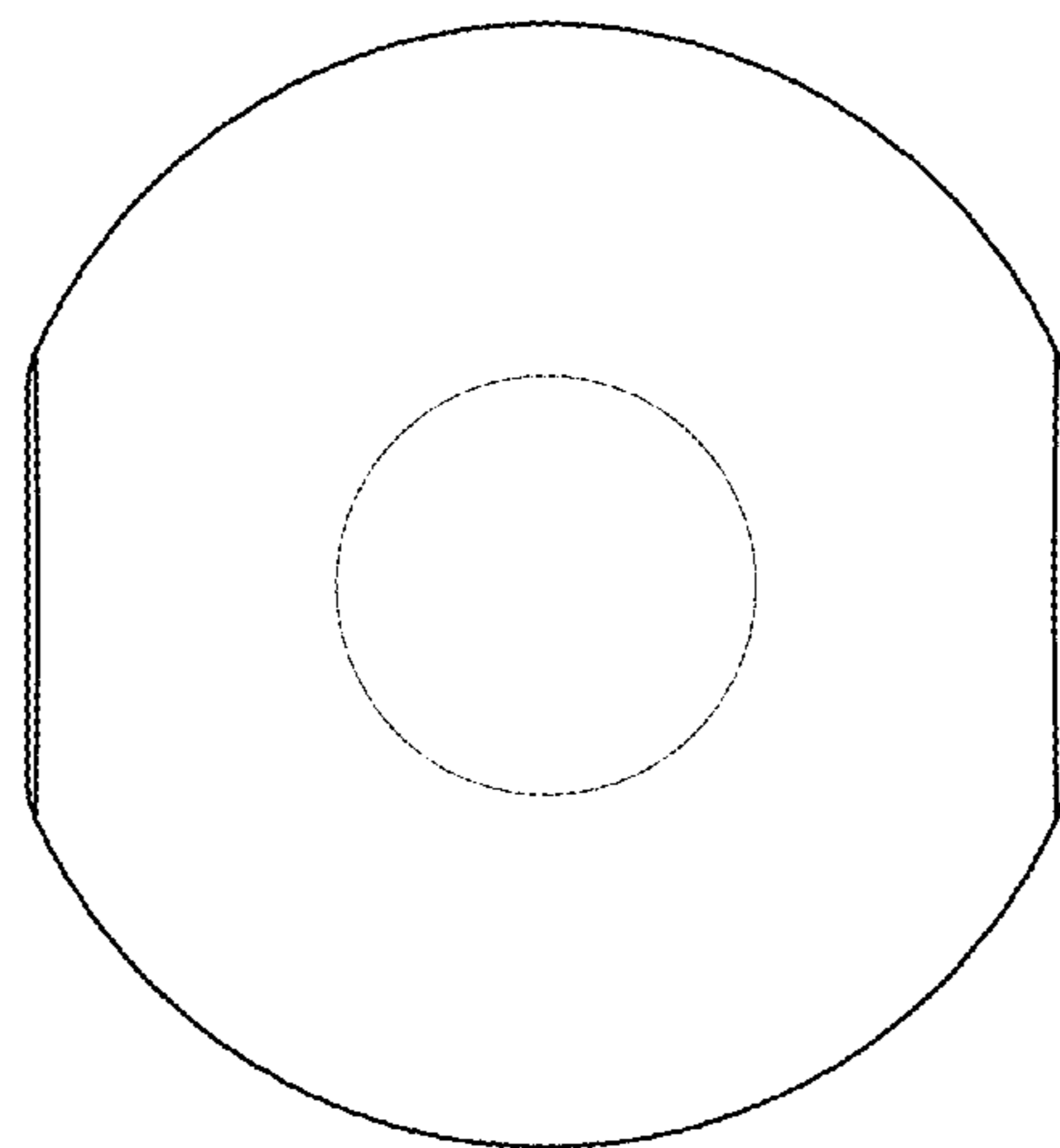


FIG. 5

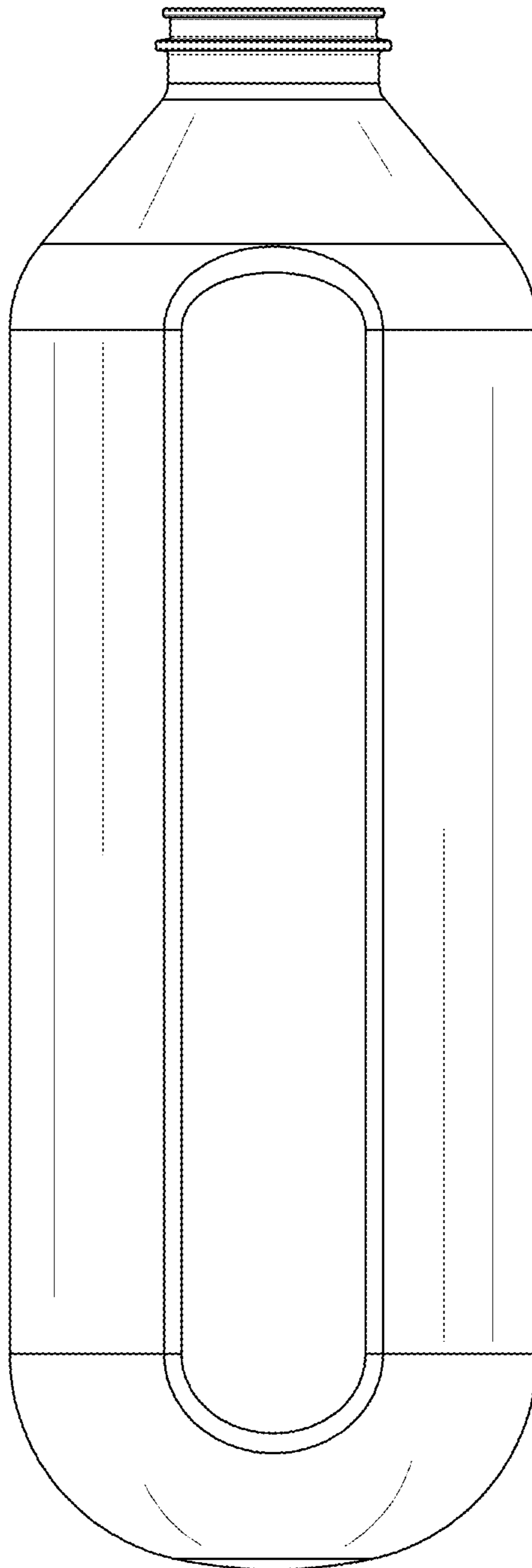


FIG. 6