



US00D894578S

(12) **United States Design Patent** (10) **Patent No.:** **US D894,578 S**
Makere (45) **Date of Patent:** **** Sep. 1, 2020**

(54) **SHOE**

(71) Applicant: **Converse Inc.**, Boston, MA (US)

(72) Inventor: **Alyssa Makere**, Boston, MA (US)

(73) Assignee: **Converse Inc.**, Boston, MA (US)

(**) Term: **15 Years**

(21) Appl. No.: **29/658,482**

(22) Filed: **Jul. 31, 2018**

(51) **LOC (12) Cl.** **02-04**

(52) **U.S. Cl.**
 USPC **D2/971**

(58) **Field of Classification Search**
 USPC D2/896, 900, 902, 906, 907, 908, 919,
 D2/923, 925-942, 946, 969, 971, 972,
 D2/977; D5/56, 60
 CPC A43B 1/00; A43B 1/10; A43B 1/12; A43B
 1/14; A43B 1/04; A43B 3/00; A43B 3/10;
 A43B 3/101; A43B 3/106; A43B 3/107;
 A43B 3/24; A43B 3/242; A43B 3/248;
 A43B 3/30; A43B 3/12; A43B 5/00;
 A43B 5/001; A43B 5/002; A43B 5/007;
 A43B 5/008; A43B 5/02; A43B 5/06;
 A43B 5/08; A43B 5/10; A43B 5/12;
 A43B 5/14; A43B 7/00; A43B 13/00;
 A43B 13/02; A43B 13/04; A43B 13/18;
 A43B 13/181; A43B 13/141; A43B
 13/186; A43B 13/188; A43B 13/32; A43B
 23/00; A43B 23/02; A43B 23/0205; A43B
 23/021; A43B 23/0215; A43B 23/026;
 A43B 23/24; A43C 3/00; A43C 5/00;
 A43C 7/00; A43C 9/00; A43C 9/04;
 A43C 11/00; A43C 11/004; A43C 11/006
 See application file for complete search history.

(56) **References Cited**

U.S. PATENT DOCUMENTS

D4,646 S *	2/1871	Carpenter	D2/900
646,592 A *	4/1900	Arnold	A43B 15/00 36/78
1,837,775 A *	12/1931	Howard	A47C 31/02 428/123
D104,877 S *	6/1937	Perugia	D2/939
D105,062 S *	6/1937	Odencrants	D2/935
D109,132 S *	4/1938	Freeman	D2/971
D110,191 S *	6/1938	O'Brien	D2/946
D110,244 S *	6/1938	Epstein	D2/935
D111,096 S *	8/1938	Weiner	D2/936
D112,052 S *	11/1938	Calderazzo	D2/936
D112,832 S *	1/1939	Cohn	D2/932
D113,644 S *	3/1939	Weiner	D2/934

(Continued)

Primary Examiner — Elizabeth J Oswecki

(74) *Attorney, Agent, or Firm* — Banner & Witcoff, Ltd.

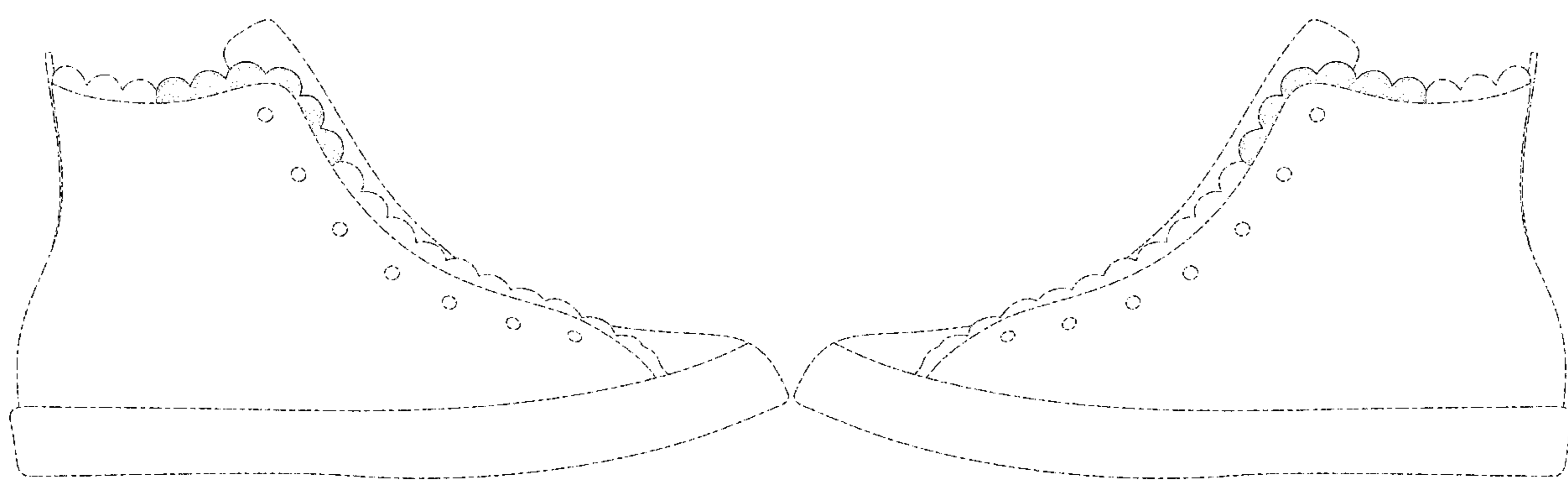
(57) **CLAIM**
 The ornamental design for a shoe, as shown and described.

DESCRIPTION

FIG. 1 is a front perspective view of a first embodiment of a shoe showing my new design;
 FIG. 2 is a side view thereof;
 FIG. 3 is an opposite side view thereof;
 FIG. 4 is a front view thereof;
 FIG. 5 is a top view thereof;
 FIG. 6 is a front perspective view of a second embodiment of a shoe showing my new design;
 FIG. 7 is a side view thereof;
 FIG. 8 is an opposite side view thereof;
 FIG. 9 is a front view thereof; and,
 FIG. 10 is a top view thereof.

The broken lines immediately adjacent to the shaded areas define the bounds of the claimed design and form no part thereof. The broken lines depicting the remainder of the shoe show features that form no part of the claimed design.

1 Claim, 10 Drawing Sheets



(56)

References Cited

U.S. PATENT DOCUMENTS

D113,750	S	*	3/1939	Macht	D2/935
D115,872	S	*	7/1939	Epstein	D2/939
D115,873	S	*	7/1939	Epstein	D2/939
D116,223	S	*	8/1939	Epstein	D2/935
D117,209	S	*	10/1939	Wasserman	D2/935
D163,020	S	*	4/1951	Braun	D2/924
D170,036	S	*	7/1953	Weiss	D2/924
D514,301	S	*	2/2006	Kelsey	D2/971
D525,418	S	*	7/2006	Kelsey	D2/971
D767,267	S	*	9/2016	Abramowitz	D2/972
D871,032	S	*	12/2019	Radabaugh	D2/923
D876,788	S	*	3/2020	Ard	D2/971
D876,789	S	*	3/2020	Ard	D2/971
D876,790	S	*	3/2020	Ard	D2/971
D879,445	S	*	3/2020	Ard	D2/971
D879,446	S	*	3/2020	Ard	D2/971
D879,447	S	*	3/2020	Ard	D2/971
D879,448	S	*	3/2020	Ard	D2/971
D879,449	S	*	3/2020	Ard	D2/971
D880,134	S	*	4/2020	Ard	D2/971

* cited by examiner

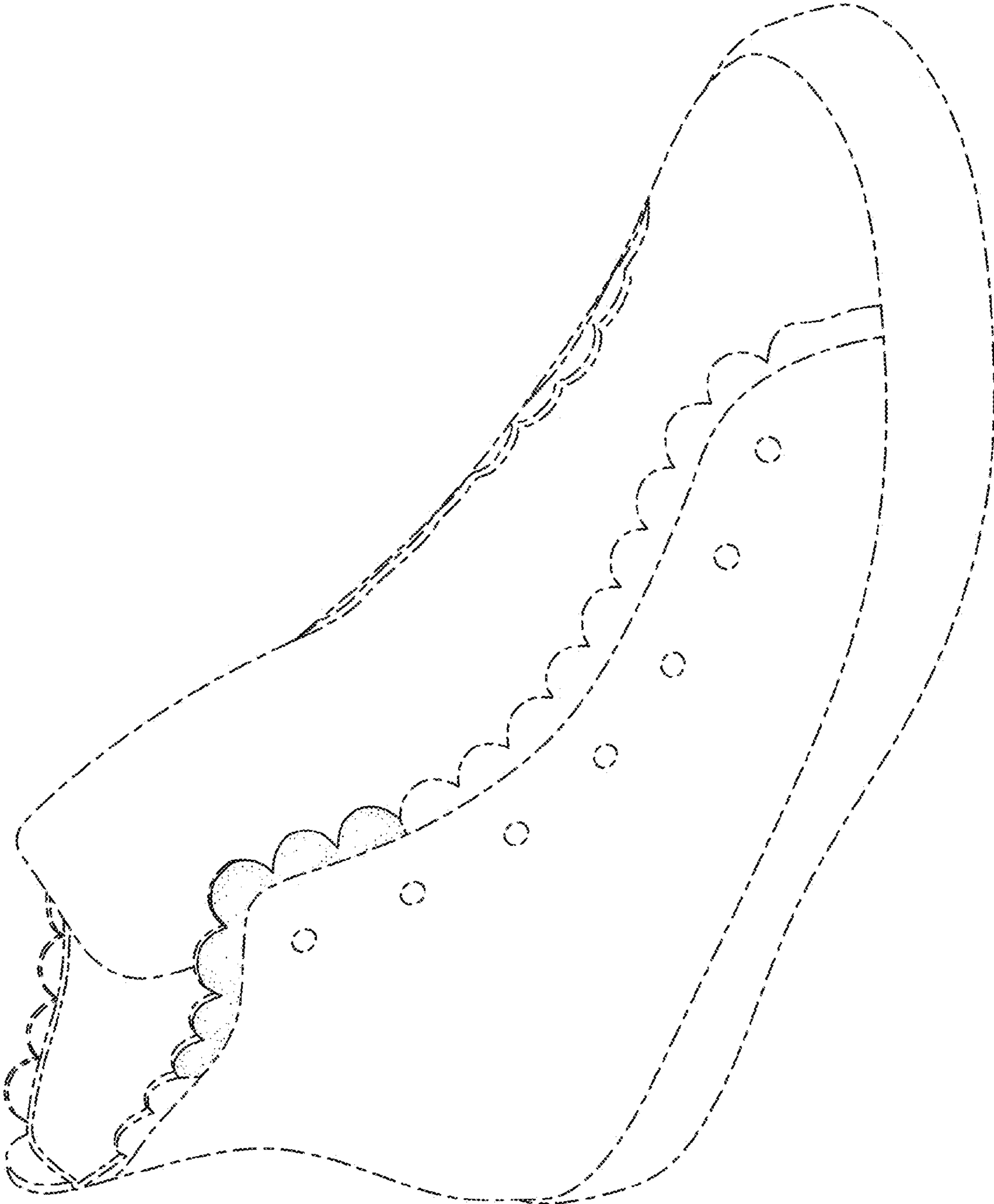


FIG. 1

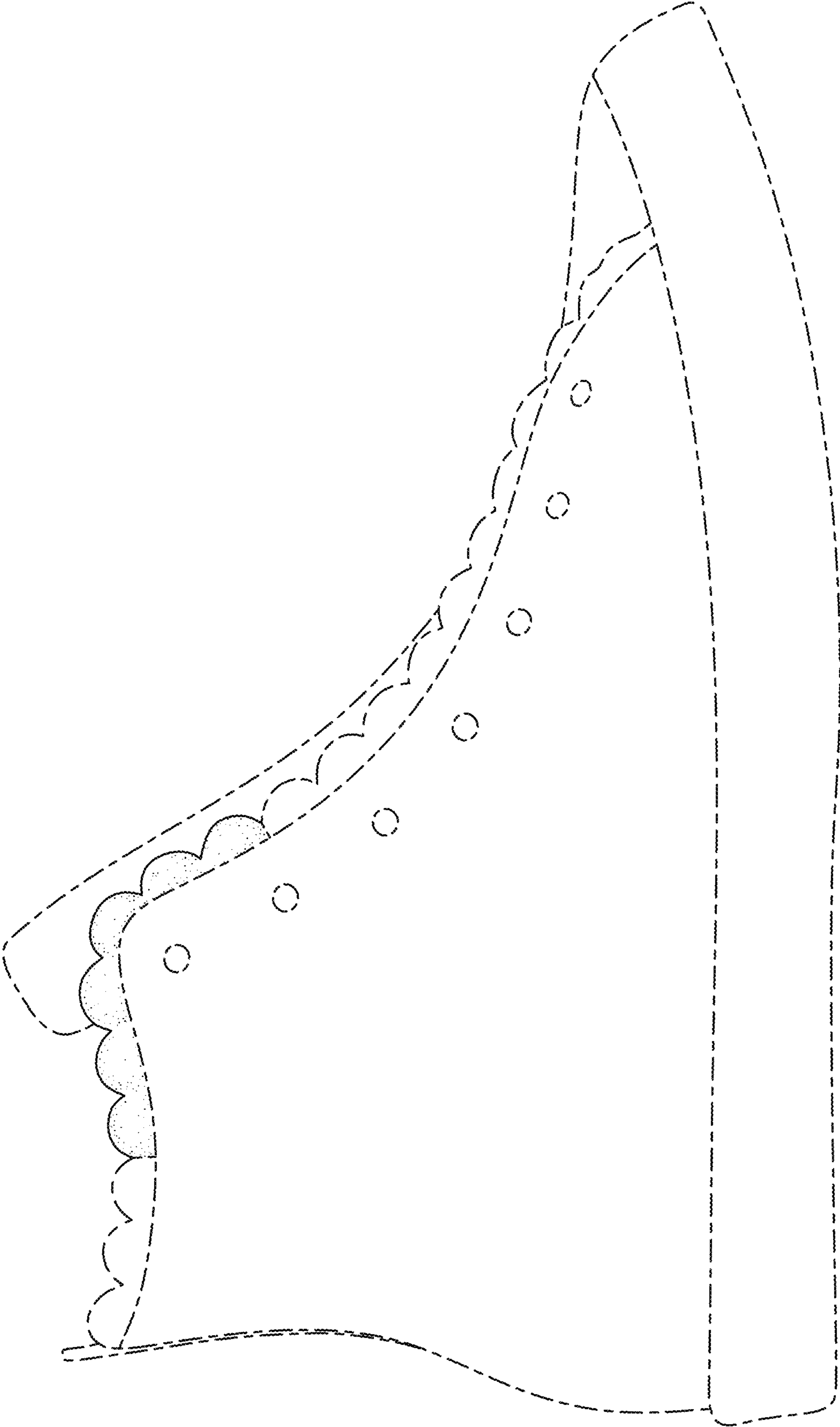


FIG. 2

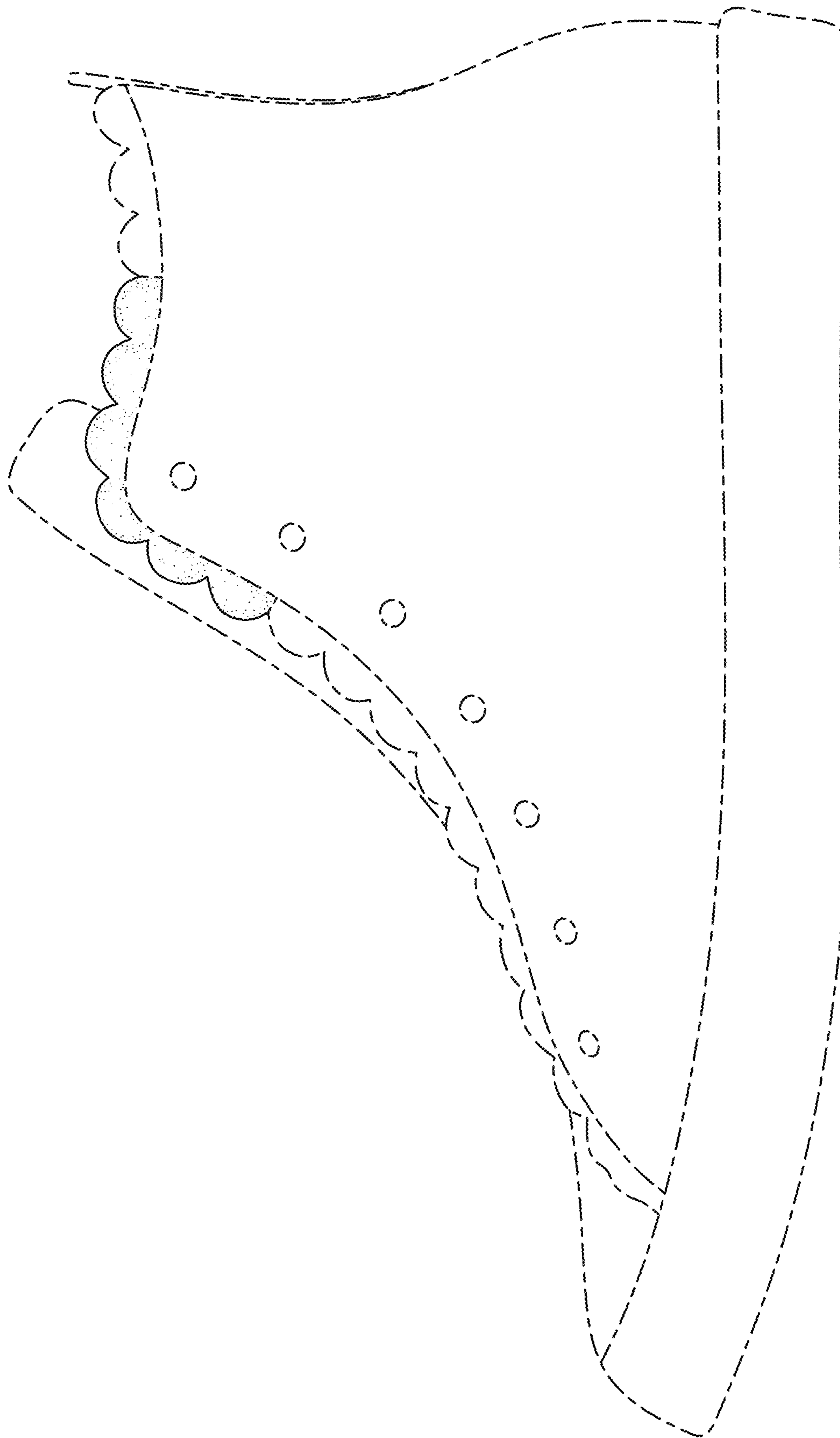


FIG. 3

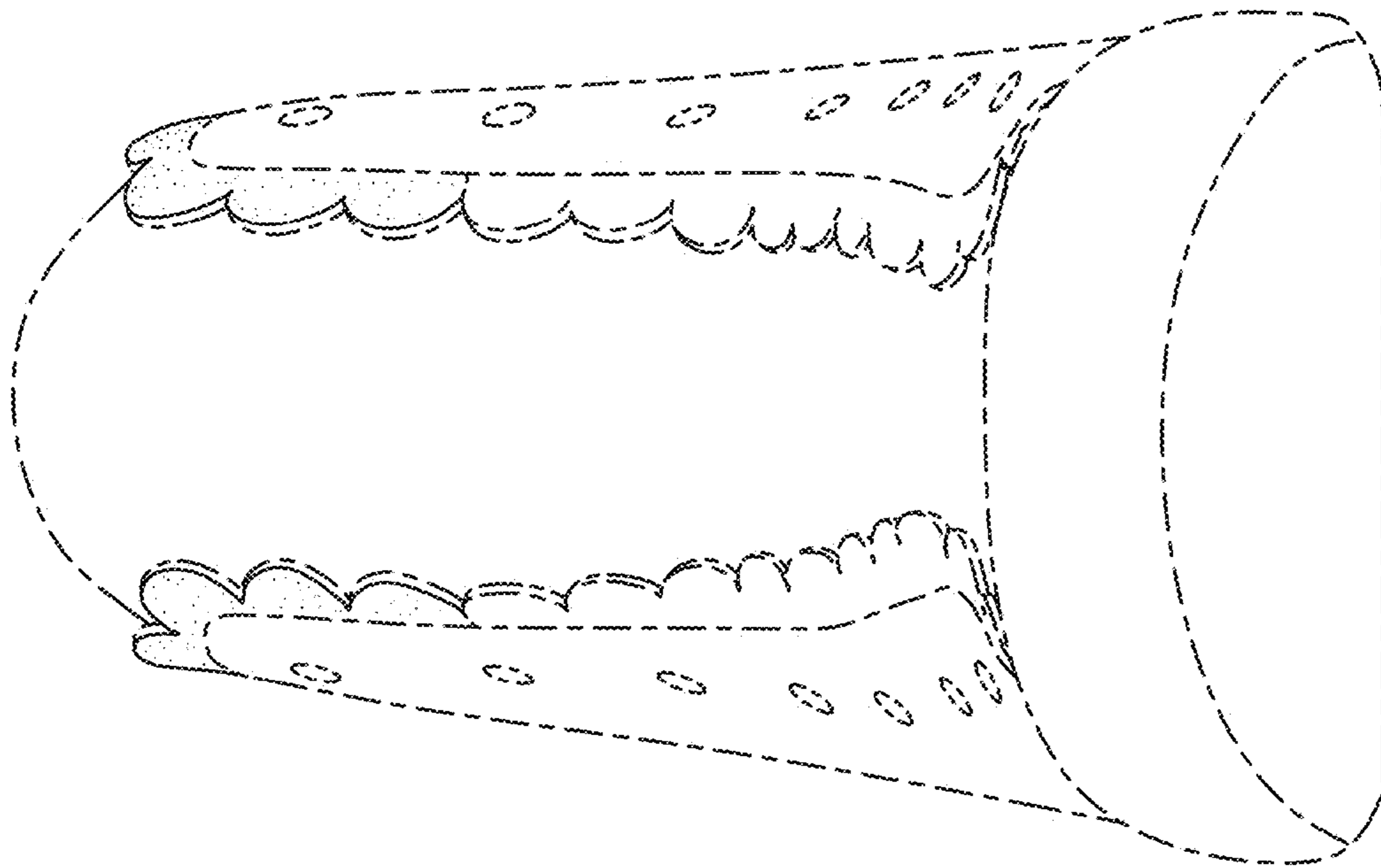


FIG. 4

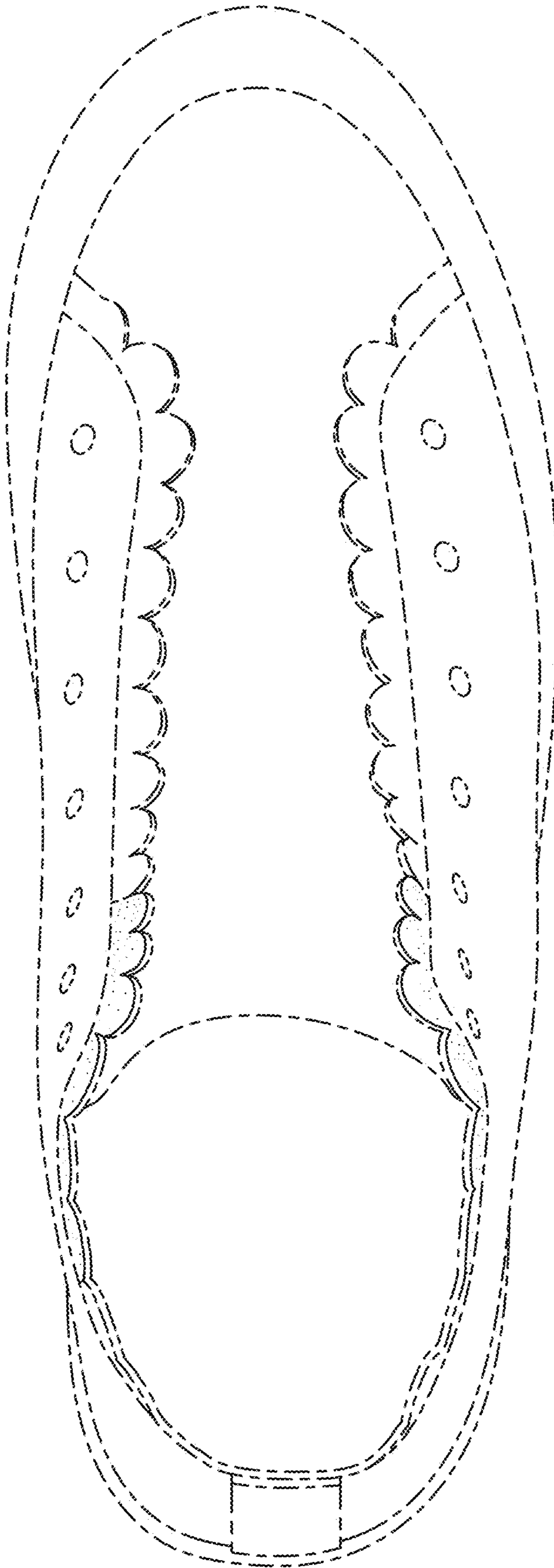


FIG. 5

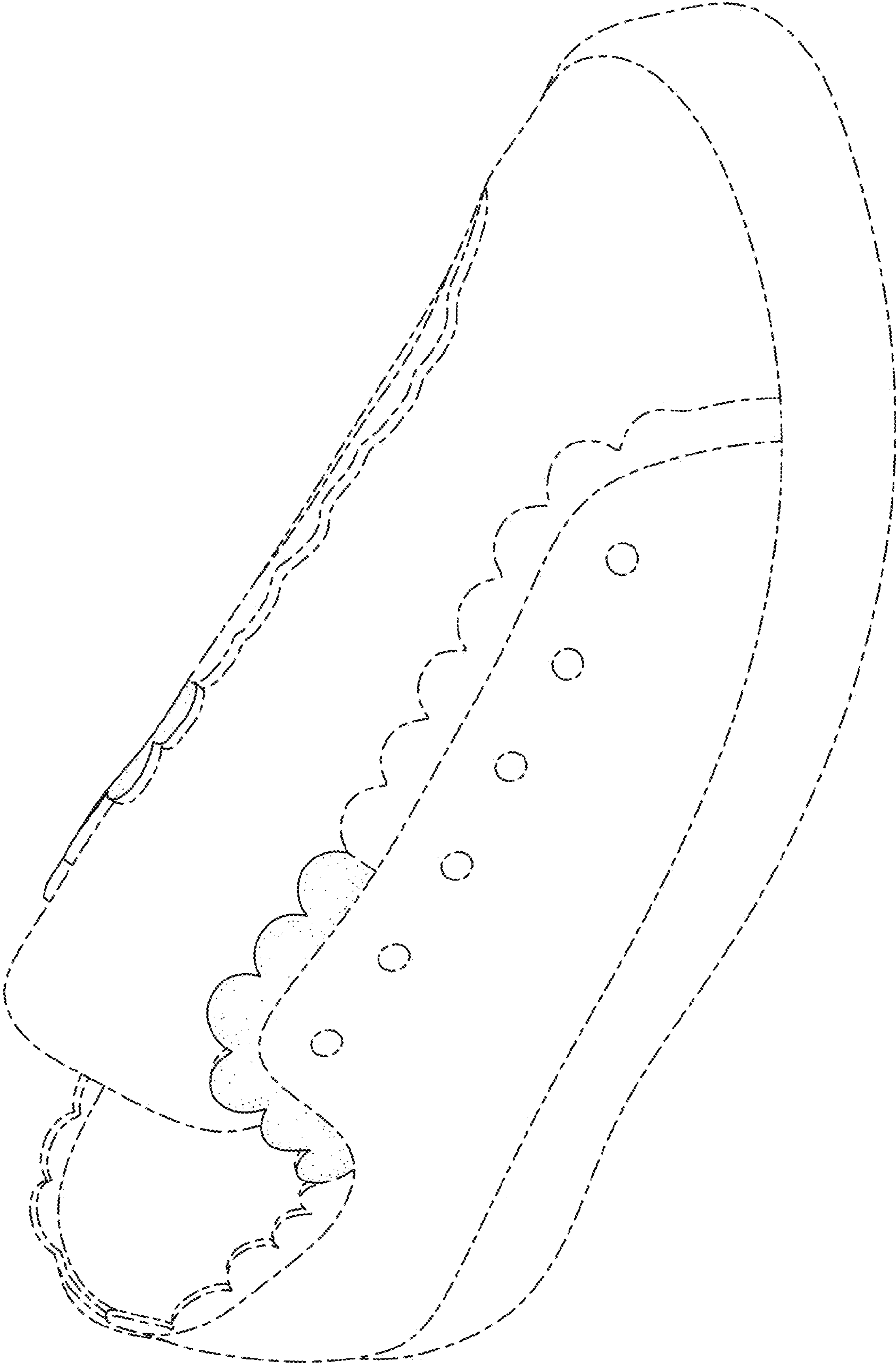


FIG. 6

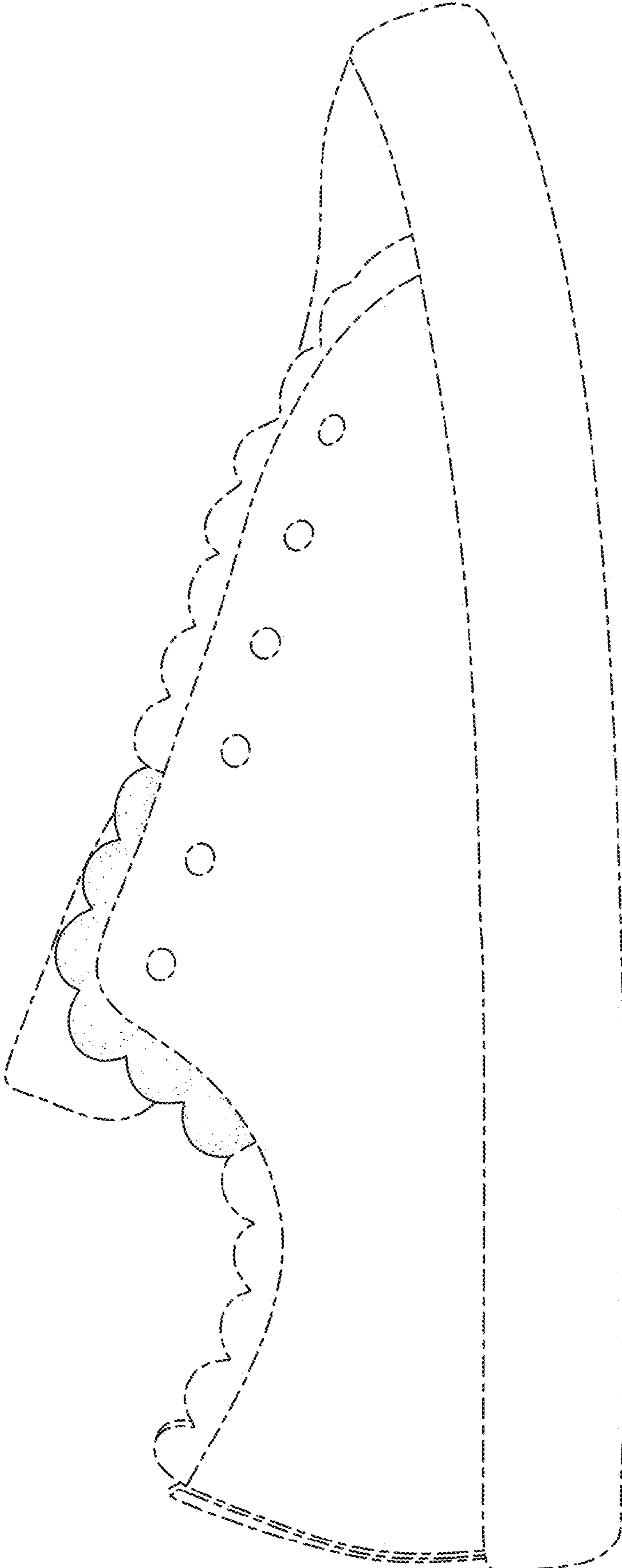


FIG. 7

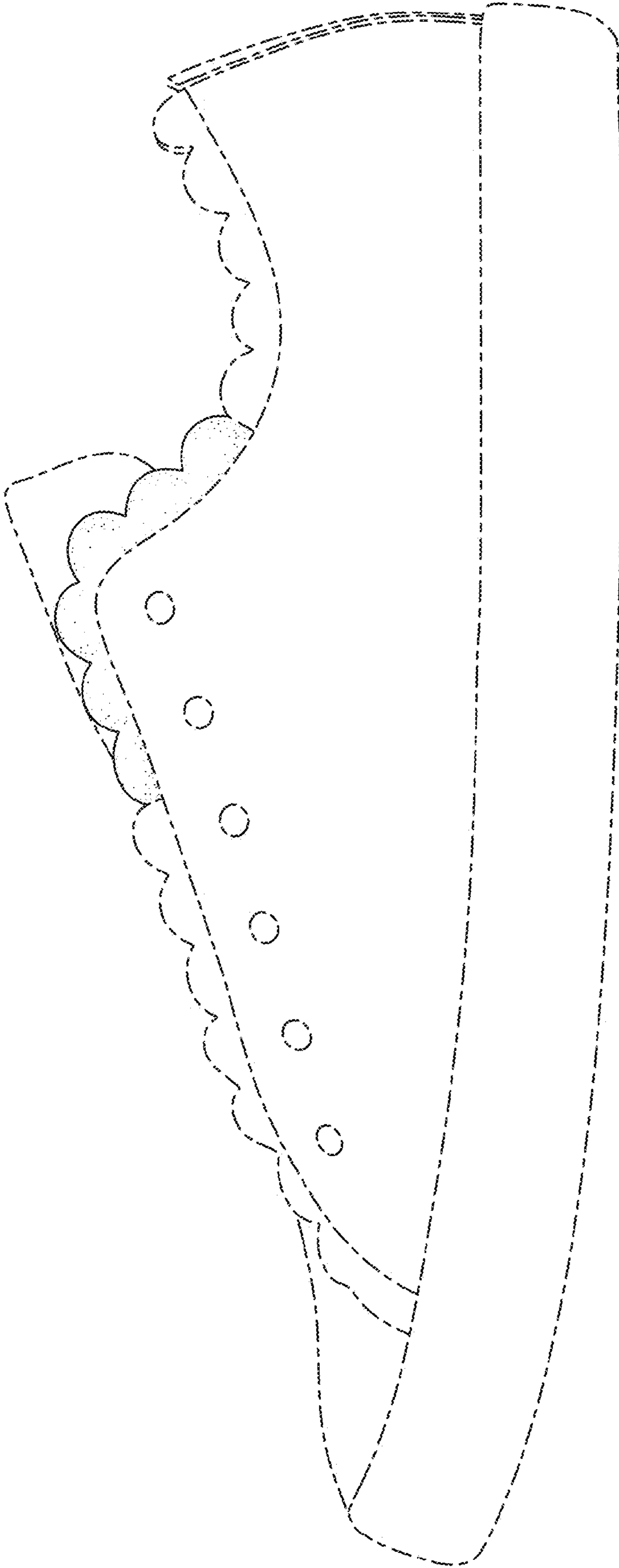


FIG. 8

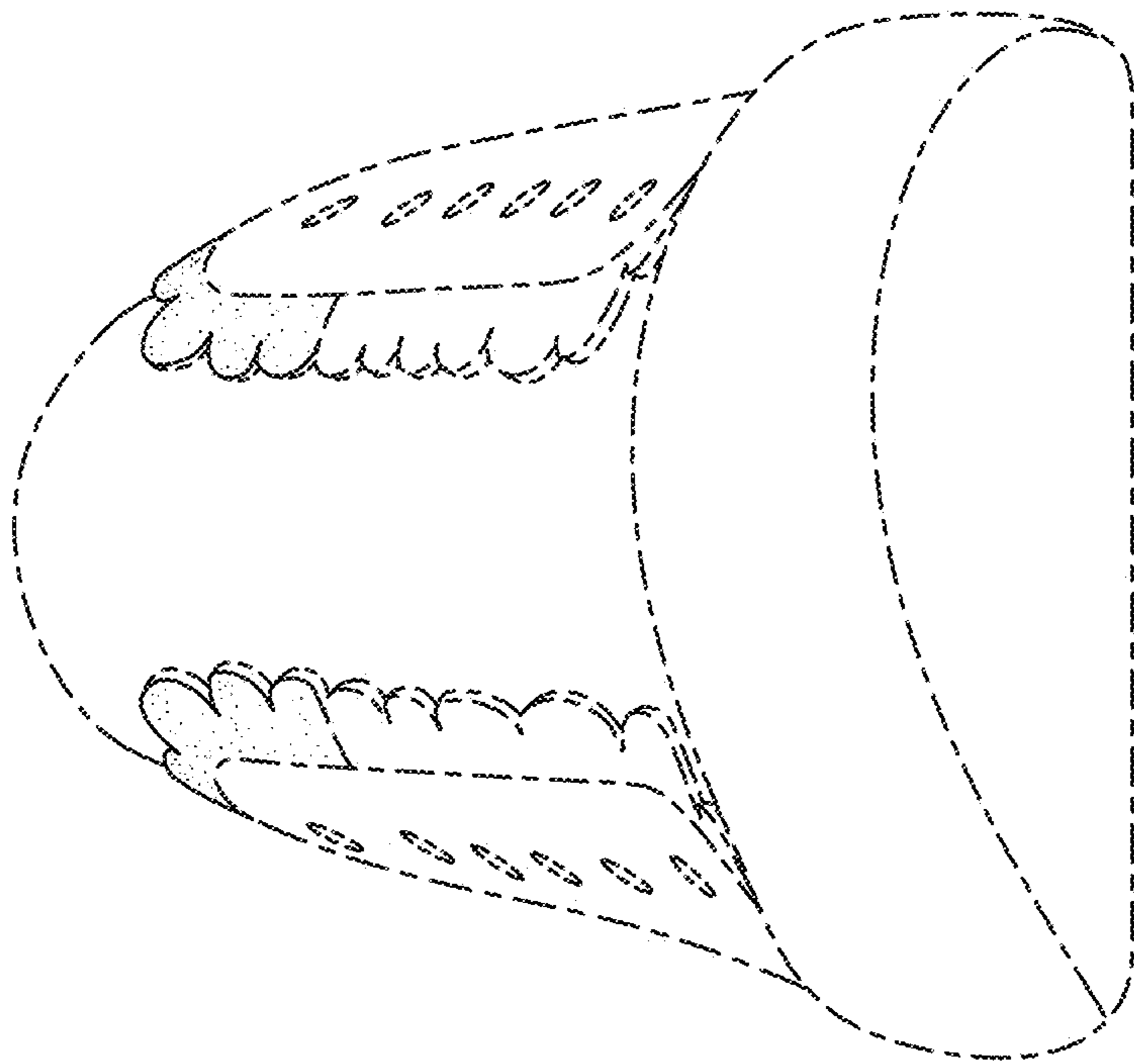


FIG. 9

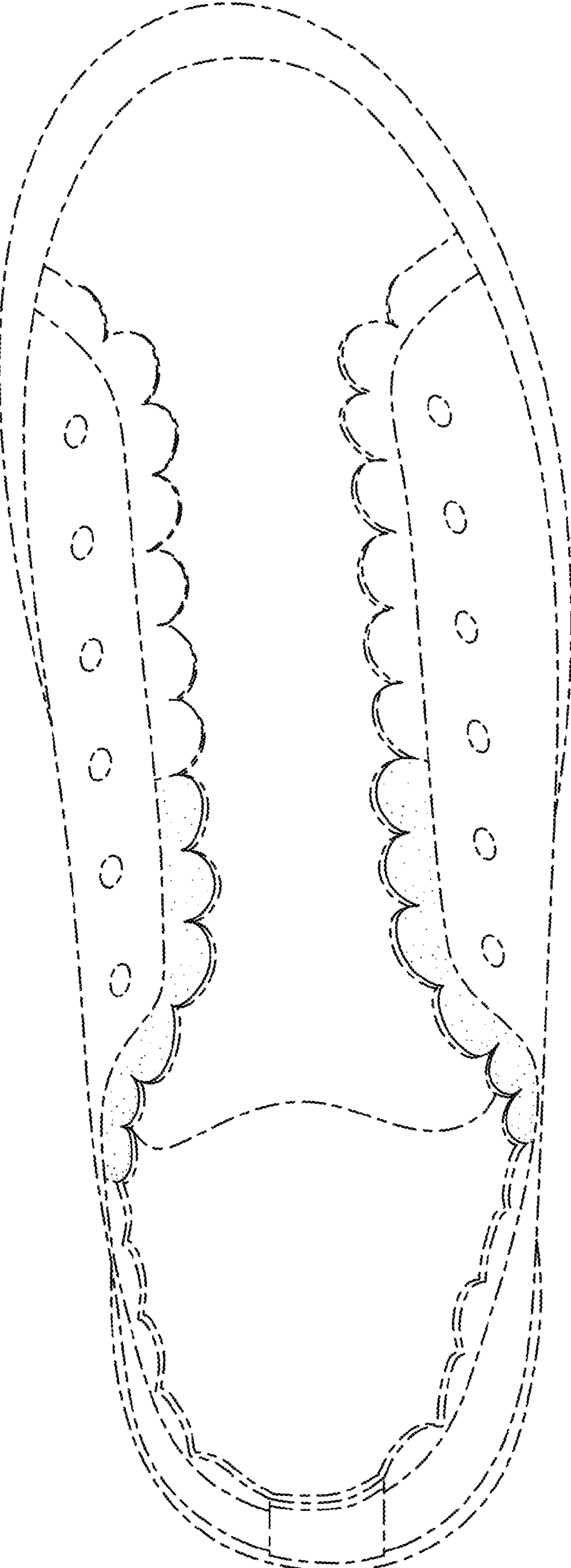


FIG. 10