



US00D894575S

(12) **United States Design Patent**  
**Verfl et al.**

(10) **Patent No.:** **US D894,575 S**  
(45) **Date of Patent:** **\*\* Sep. 1, 2020**

- (54) **SHOE**
- (71) Applicant: **Cole Haan LLC**, New York, NY (US)
- (72) Inventors: **Mattias Verfl**, Greenland, NH (US);  
**Jeffrey Mokos**, Greenland, NH (US)
- (73) Assignee: **COLE HAAN LLC**, New York, NY (US)
- (\*\*) Term: **15 Years**
- (21) Appl. No.: **29/649,669**
- (22) Filed: **May 31, 2018**
- (51) **LOC (12) Cl.** ..... **02-04**
- (52) **U.S. Cl.**  
USPC ..... **D2/969**; D2/944
- (58) **Field of Classification Search**  
USPC ..... D2/896, 902, 906-908, 943-946, 969,  
D2/972-974; D5/47, 49, 50, 53, 54, 56,  
D5/60  
CPC ... A43B 13/181; A43B 13/141; A43B 13/186;  
A43B 13/188; A43B 23/00; A43B 23/02;  
A43B 5/00; A43B 23/26; A43B 1/04;  
A43B 11/14; A43B 7/00; A43B 3/12;  
A43C 3/00; A43C 5/00; A43C 7/00;  
A43C 11/004  
See application file for complete search history.

(56) **References Cited**

**U.S. PATENT DOCUMENTS**

- D125,428 S \* 2/1941 Pick ..... D2/945
- D266,455 S 10/1982 Famolare, Jr.
- 4,468,870 A 9/1984 Sternberg
- 4,584,783 A 4/1986 Dobbin
- D335,385 S 5/1993 Kawabata
- D337,870 S 8/1993 Valade
- D458,440 S 6/2002 Berluti
- D458,738 S 6/2002 Berluti
- D459,060 S 6/2002 Berluti

- D550,933 S 9/2007 Hulbert
- D634,104 S 3/2011 Gwon
- D689,673 S 9/2013 Kampff
- D716,023 S 10/2014 Kamppff
- D722,225 S 2/2015 Williams, Jr.
- D745,771 S 12/2015 Cin
- D765,376 S \* 9/2016 de Costa Pereira Machado .....  
D2/969
- D783,975 S \* 4/2017 Schenone ..... D2/969
- D801,664 S 11/2017 Small
- D806,368 S \* 1/2018 Sassi ..... D2/944
- D809,263 S 2/2018 Boys et al.
- D809,264 S \* 2/2018 Boys ..... D2/969
- D809,265 S \* 2/2018 Boys ..... D2/969
- D809,749 S 2/2018 Castilho De Brito
- D812,355 S 3/2018 Maier
- D813,502 S 3/2018 Weidenbach Gerbase
- D816,308 S \* 5/2018 Boys ..... D2/945

(Continued)

*Primary Examiner* — Dominic V Simone

(74) *Attorney, Agent, or Firm* — Thompson Coburn LLP


(57) **CLAIM**

The ornamental design for a shoe, as shown and described.

**DESCRIPTION**

FIG. 1 is a first perspective view of a shoe showing our new design;  
 FIG. 2 is a left side view thereof;  
 FIG. 3 is a right side view thereof;  
 FIG. 4 is a top view thereof;  
 FIG. 5 is a bottom view thereof;  
 FIG. 6 is a front view thereof;  
 FIG. 7 is a rear view thereof; and,  
 FIG. 8 is a second perspective view thereof.  
 The broken lines immediately adjacent the photographic area represent unclaimed boundaries of the design. The broken lines showing the remainder of the shoe are for environmental purposes only and form no part of the claimed design. Color is unclaimed and forms no part of the claimed design.

**1 Claim, 8 Drawing Sheets**



(56)

**References Cited**

U.S. PATENT DOCUMENTS

D817,609 S	*	5/2018	Boys .....	D2/945
D834,294 S		11/2018	Small	
D840,664 S		2/2019	Small	
D841,973 S		3/2019	Small	
D845,591 S		4/2019	Frank	
D846,850 S		4/2019	Sinclair	
D849,374 S		5/2019	Hardy	
D864,530 S	*	10/2019	Verfl .....	D2/944
D866,932 S	*	11/2019	Verfl .....	D2/907
D874,097 S	*	2/2020	Fang .....	D2/944

\* cited by examiner



FIG. 1

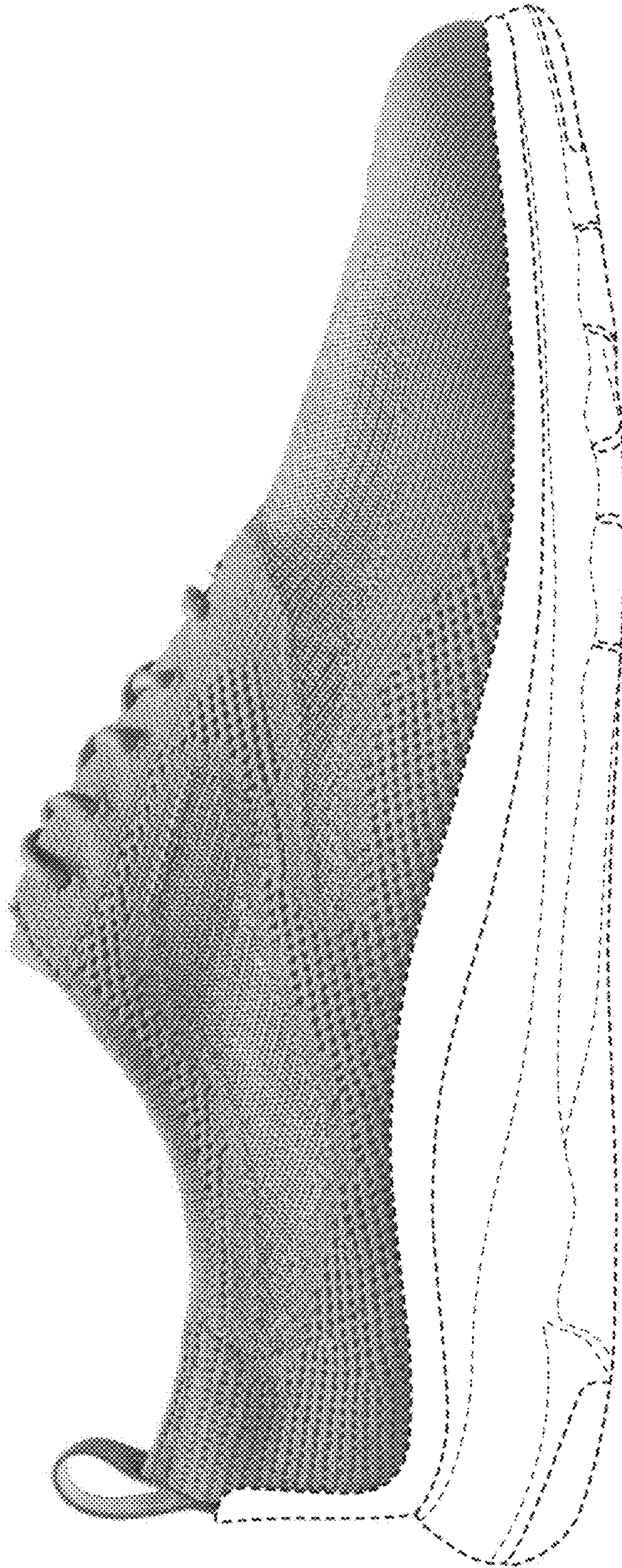


FIG. 2

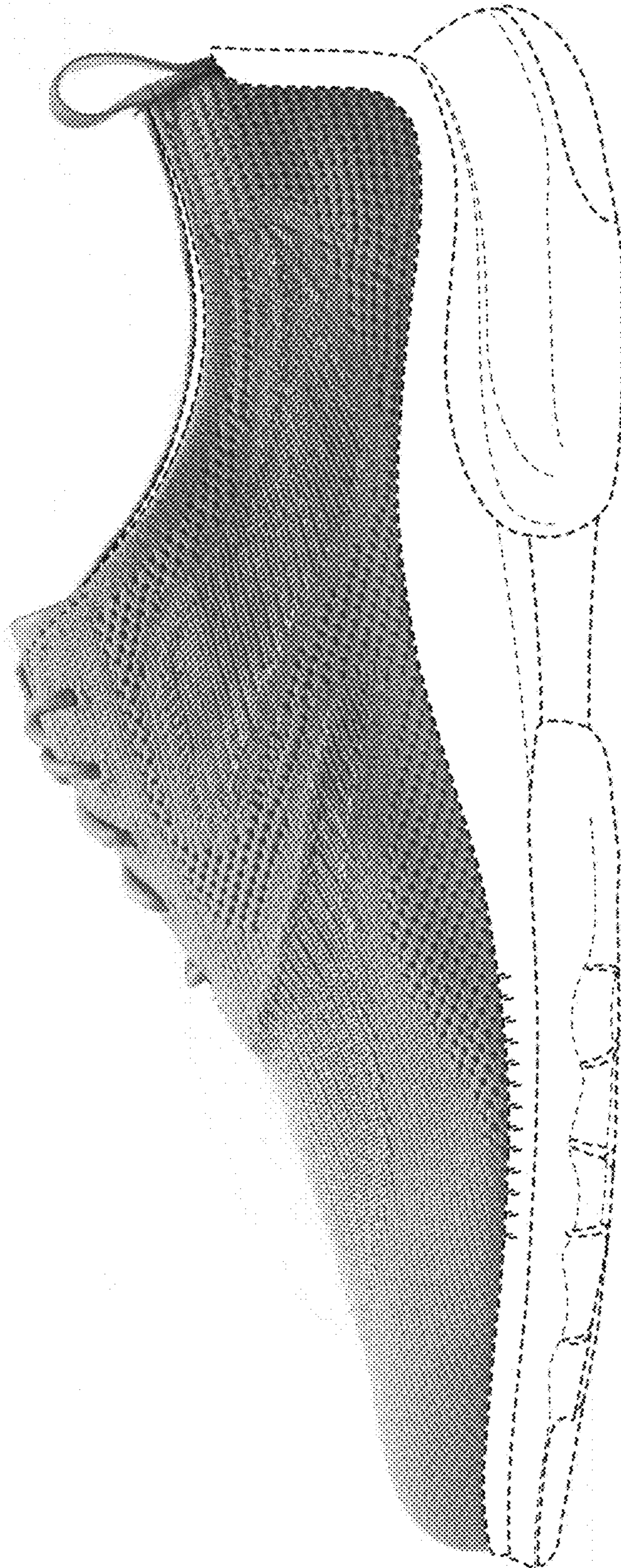


FIG. 3

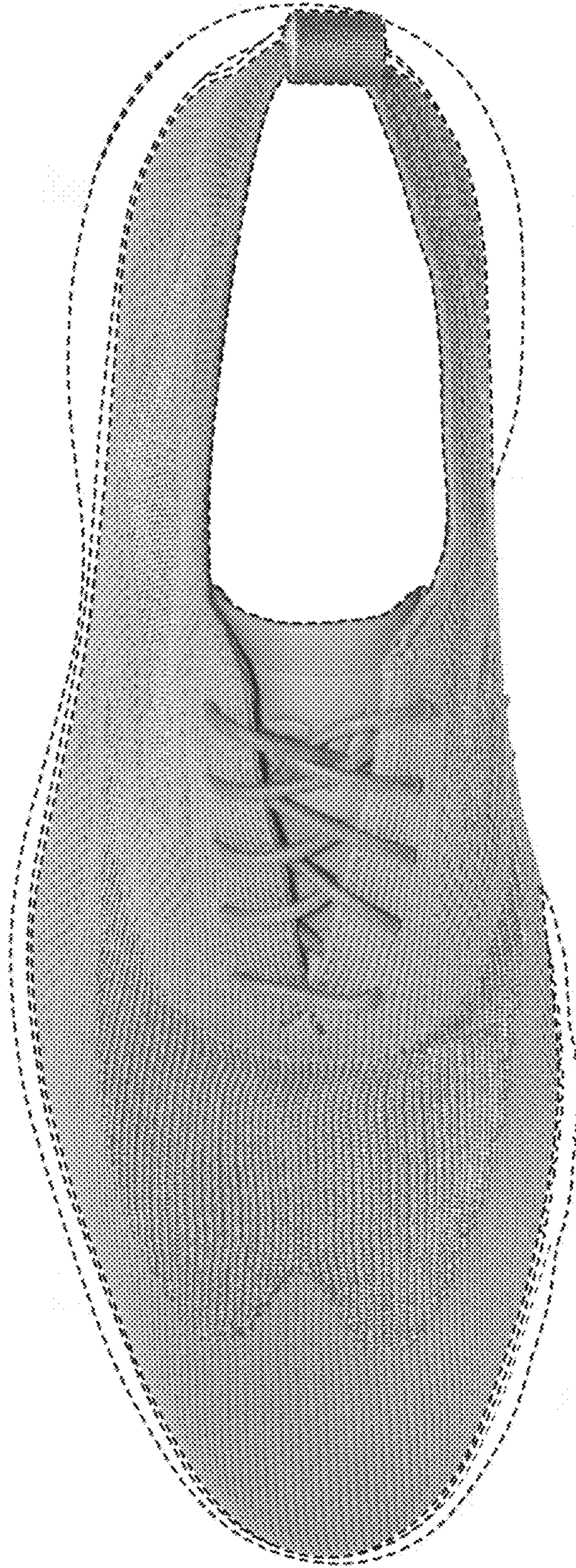


FIG. 4

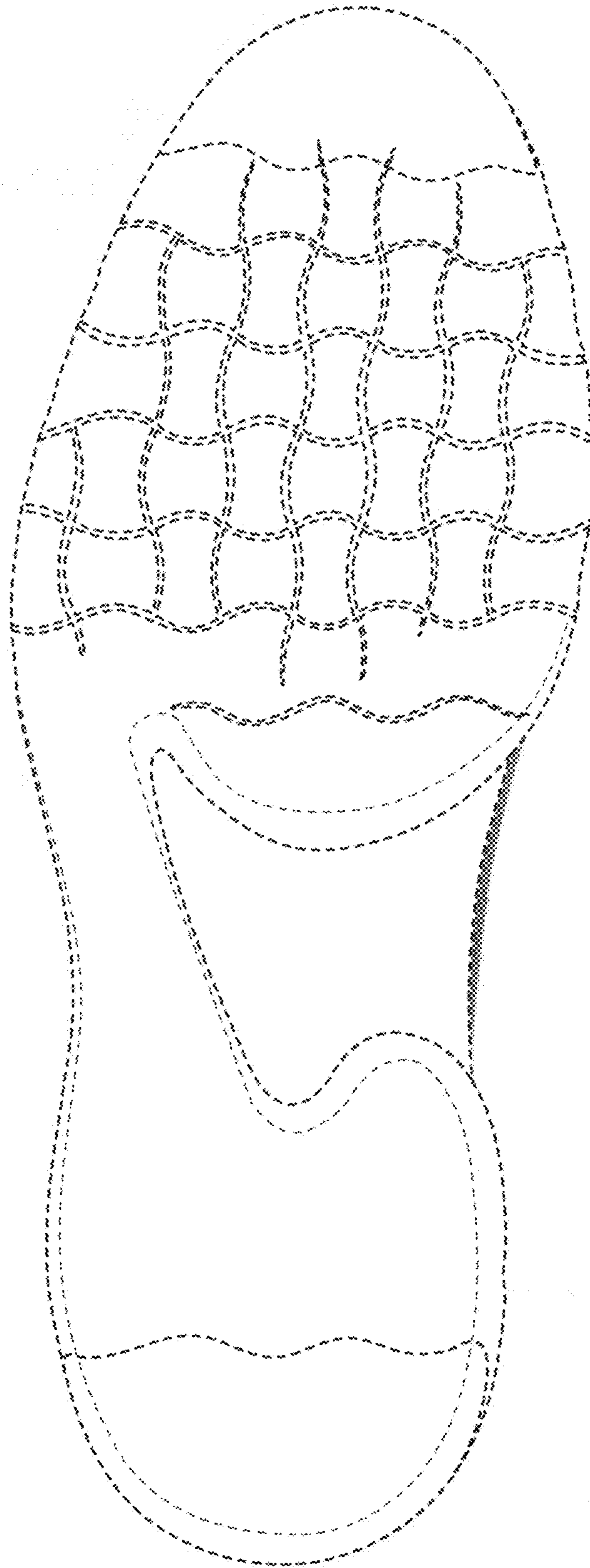


FIG. 5




FIG. 6



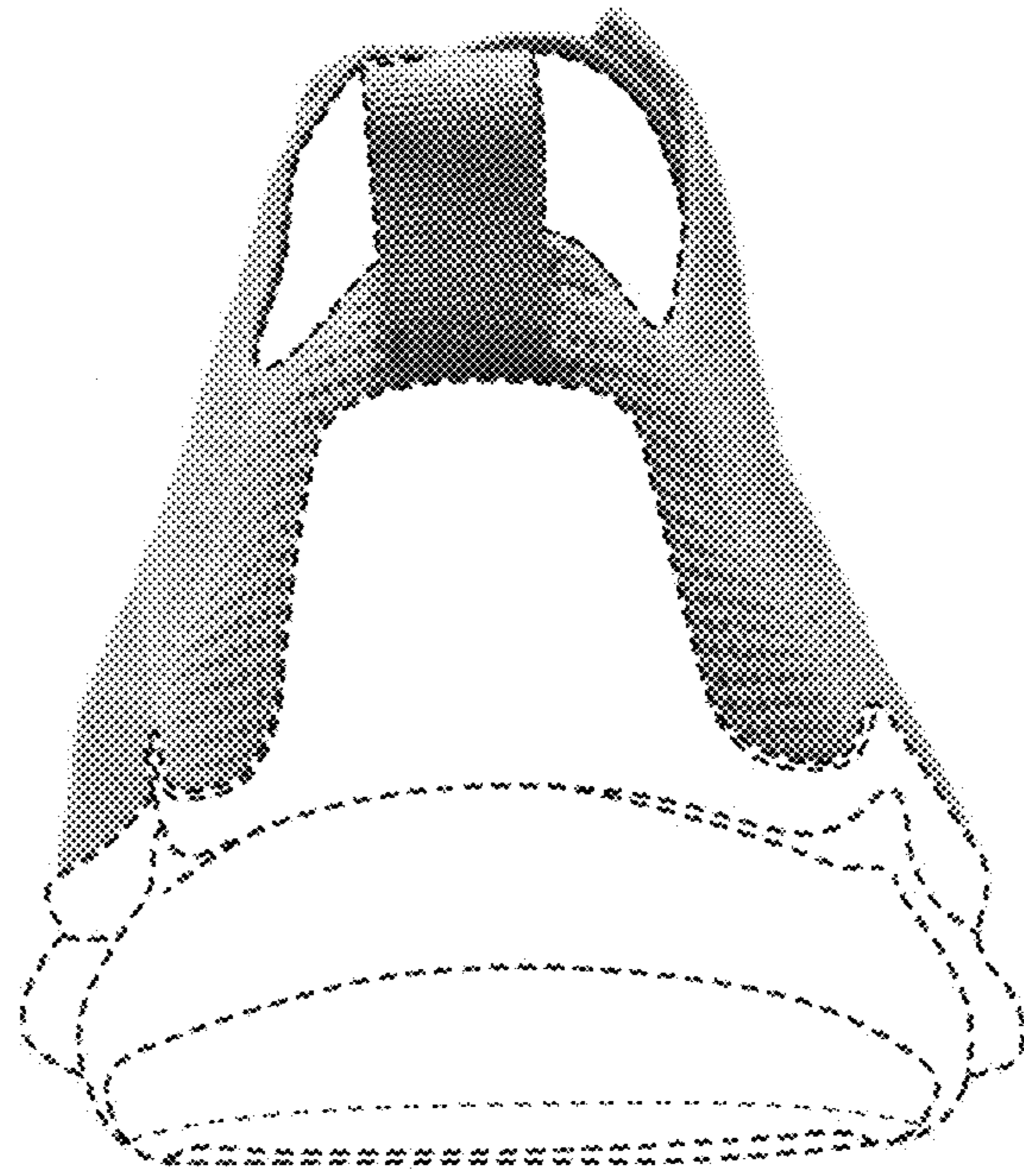


FIG. 7




FIG. 8