



US00D894571S

(12) **United States Design Patent**
Jenkins et al.

(10) **Patent No.:** **US D894,571 S**
(45) **Date of Patent:** **** Sep. 1, 2020**

- (54) **SHOE SOLE**
- (71) Applicant: **Cole Haan LLC**, New York, NY (US)
- (72) Inventors: **Kyle Jenkins**, Greenland, NH (US);
Kristafer Couture, Greenland, NH (US)
- (73) Assignee: **COLE HAAN LLC**, New York, NY (US)
- (**) Term: **15 Years**
- (21) Appl. No.: **29/649,844**
- (22) Filed: **Jun. 1, 2018**
- (51) **LOC (12) Cl.** **02-04**
- (52) **U.S. Cl.**
USPC **D2/959**; D2/947; D2/951; D2/955;
D2/957; D2/960
- (58) **Field of Classification Search**
USPC D2/902, 906, 908, 916, 918, 925,
D2/946-962, 977; 36/3 B, 22 R, 24.5,
36/25 R, 28, 32 R, 34 R, 59 C, 67 A, 103
CPC A43B 13/00; A43B 13/02; A43B 13/023;
A43B 13/026; A43B 13/04; A43B 13/08;
A43B 13/10; A43B 13/12; A43B 13/14;
A43B 13/141; A43B 13/143; A43B
13/16; A43B 13/18; A43B 13/181; A43B
13/187; A43B 13/189; A43B 13/20; A43B
13/22; A43B 13/223; A43B 13/24; A43B
13/28; A43B 13/30; A43B 13/32; A43B
13/34; A43B 13/36
See application file for complete search history.

- (56) **References Cited**
U.S. PATENT DOCUMENTS
354,693 A * 12/1886 Dick A43B 17/006
36/3 B
4,133,118 A * 1/1979 Khalsa A43B 7/14
36/29

- 4,316,335 A * 2/1982 Giese A43B 5/00
36/129
- D298,285 S * 11/1988 Tong D2/954
- D298,883 S * 12/1988 Tanel D2/949
- D307,816 S * 5/1990 Schneider D2/959
- D322,153 S * 12/1991 Schneider D2/959
- 5,203,792 A * 4/1993 Kaiser A43B 9/00
12/142 C
- D370,993 S * 6/1996 Mangee D2/951
- D394,342 S * 5/1998 Schneider D2/959
- 5,771,611 A * 6/1998 Chang A43B 1/0036
36/137
- D402,451 S * 12/1998 Wunsch D2/959
- D434,547 S * 12/2000 Kim D2/902
- D488,916 S * 4/2004 McClaskie D2/957
- D569,593 S * 5/2008 Avar D2/957
- D575,941 S * 9/2008 Weber D2/907
- D625,500 S * 10/2010 Dekovic D2/951
- D634,923 S * 3/2011 Lacey D2/951

(Continued)

Primary Examiner — T Chase Nelson
(74) *Attorney, Agent, or Firm* — Thompson Coburn LLP

(57) **CLAIM**

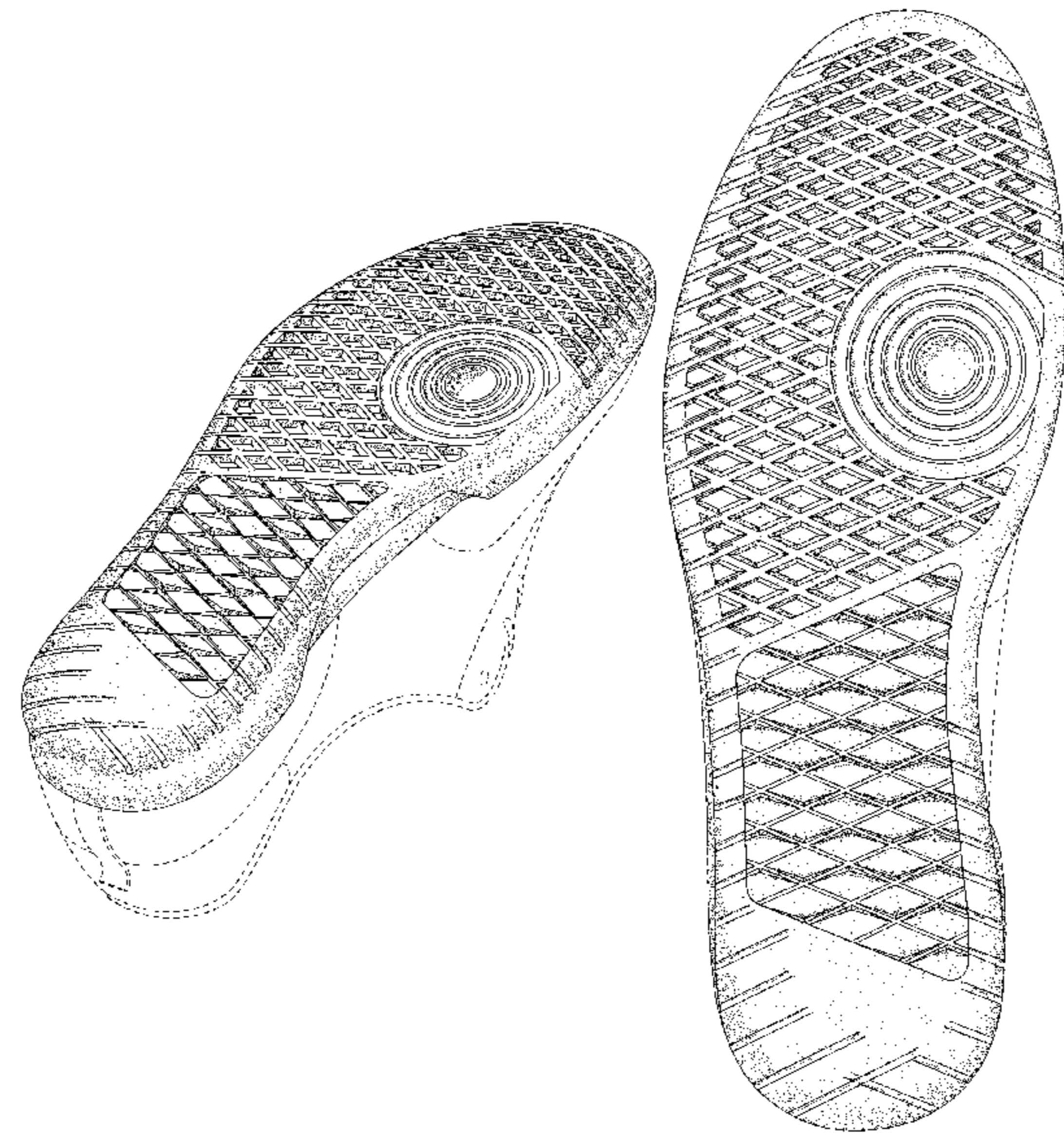
The ornamental design for a shoe sole, as shown and described.

DESCRIPTION

FIG. 1 is a first perspective view of a shoe sole showing our new design;
 FIG. 2 is a second perspective view thereof;
 FIG. 3 is a front view thereof;
 FIG. 4 is a rear view thereof;
 FIG. 5 is a left side view thereof;
 FIG. 6 is a right side view thereof;
 FIG. 7 is a top view thereof; and,
 FIG. 8 is a bottom view thereof.

The broken lines are directed to environment forming no part of the claimed design. The broken lines and structure they depict form no part of the claimed design.

1 Claim, 8 Drawing Sheets



(56)

References Cited

U.S. PATENT DOCUMENTS

D736,509	S *	8/2015	Bikowski	D2/951
D751,801	S *	3/2016	McMillan	D2/951
D792,069	S *	7/2017	Rasmussen	D2/951
D794,296	S *	8/2017	Lee	D2/947
D802,899	S *	11/2017	Bischoff	D2/957
D811,708	S *	3/2018	Diard	D2/959
D813,502	S *	3/2018	Weidenbach Gerbase	D2/902
D828,990	S *	9/2018	Evans	D2/961
D833,722	S *	11/2018	Durflinger	D2/955
D837,498	S *	1/2019	Winfield	D2/955
D840,139	S *	2/2019	Ikeda	D2/955
D841,964	S *	3/2019	Kaiserswerth	D2/957
D845,610	S *	4/2019	Mayden	D2/978
D848,131	S *	5/2019	Moranges	A43B 9/00 D2/957
D849,382	S *	5/2019	Jenkins	D2/959
D850,083	S *	6/2019	Jenkins	D2/959
D855,955	S *	8/2019	Neumann	D2/955
D859,801	S *	9/2019	Jenkins	D2/959
D861,304	S *	10/2019	Avar	A43B 5/00 D2/955
D871,033	S *	12/2019	Nikolic	A43B 13/184 D2/947
D880,131	S *	4/2020	Fick	D2/959
2009/0293314	A1 *	12/2009	Dekovic	A43B 13/141 36/103
2012/0233885	A1 *	9/2012	Shaffer	A43B 13/20 36/103
2014/0144045	A1 *	5/2014	Padilla	A43B 1/0072 36/28
2014/0202042	A1 *	7/2014	Berend	A43B 13/141 36/25 R
2019/0168475	A1 *	6/2019	Wan	A43B 13/26
2019/0343224	A1 *	11/2019	Dean	A43B 13/184
2019/0365035	A1 *	12/2019	Jenkins	A43B 13/187

* cited by examiner

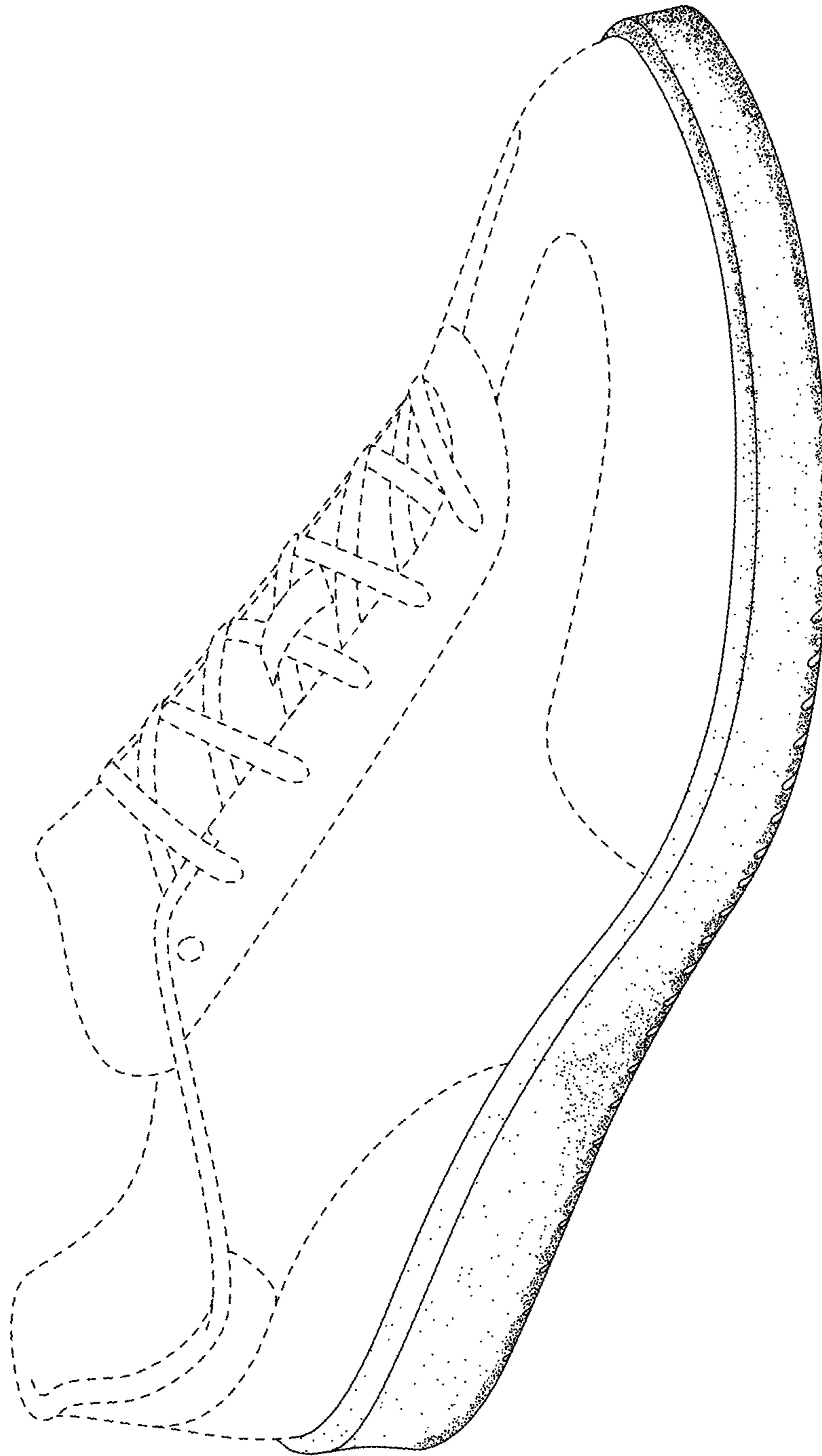


FIG. 1

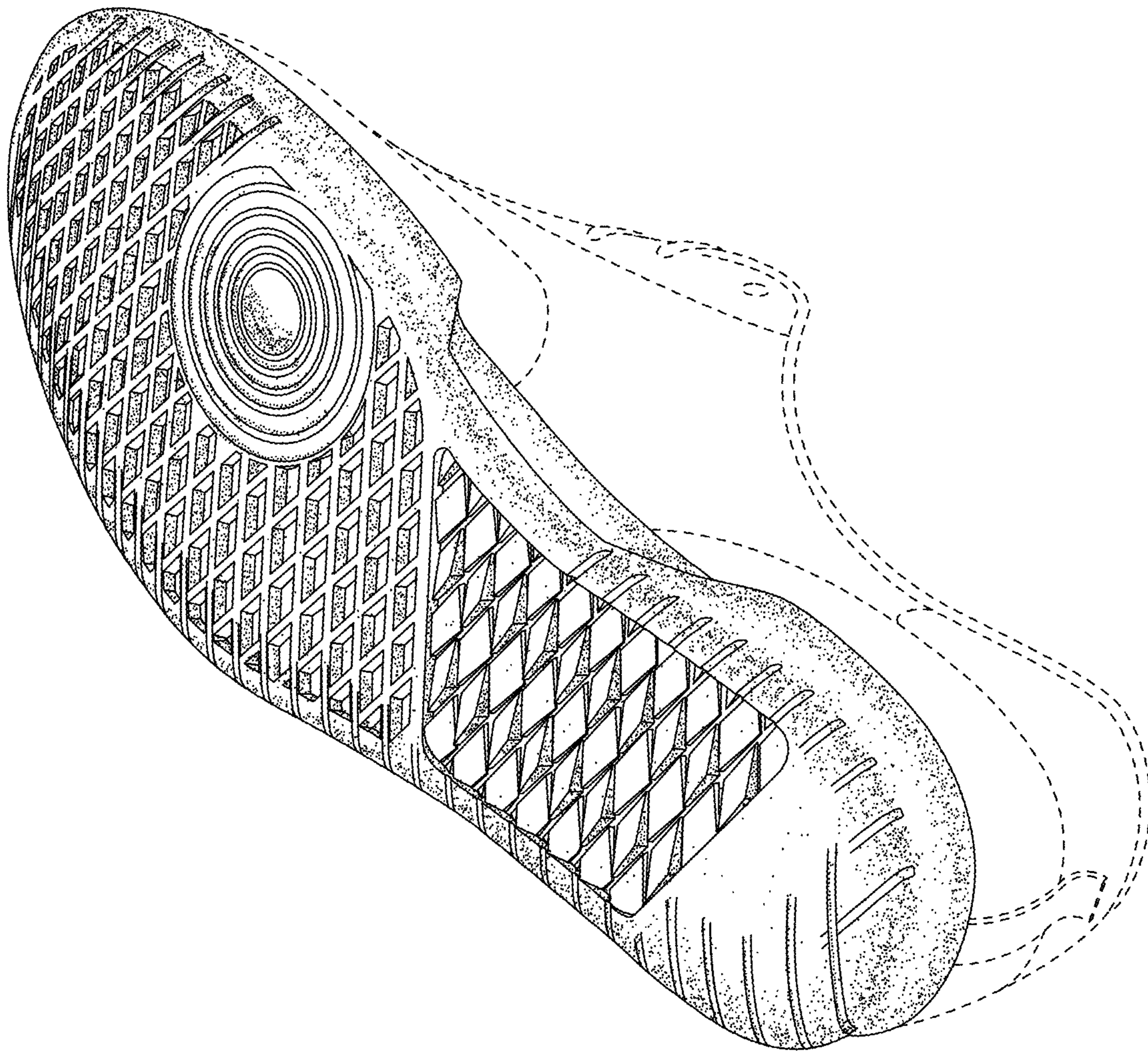


FIG. 2

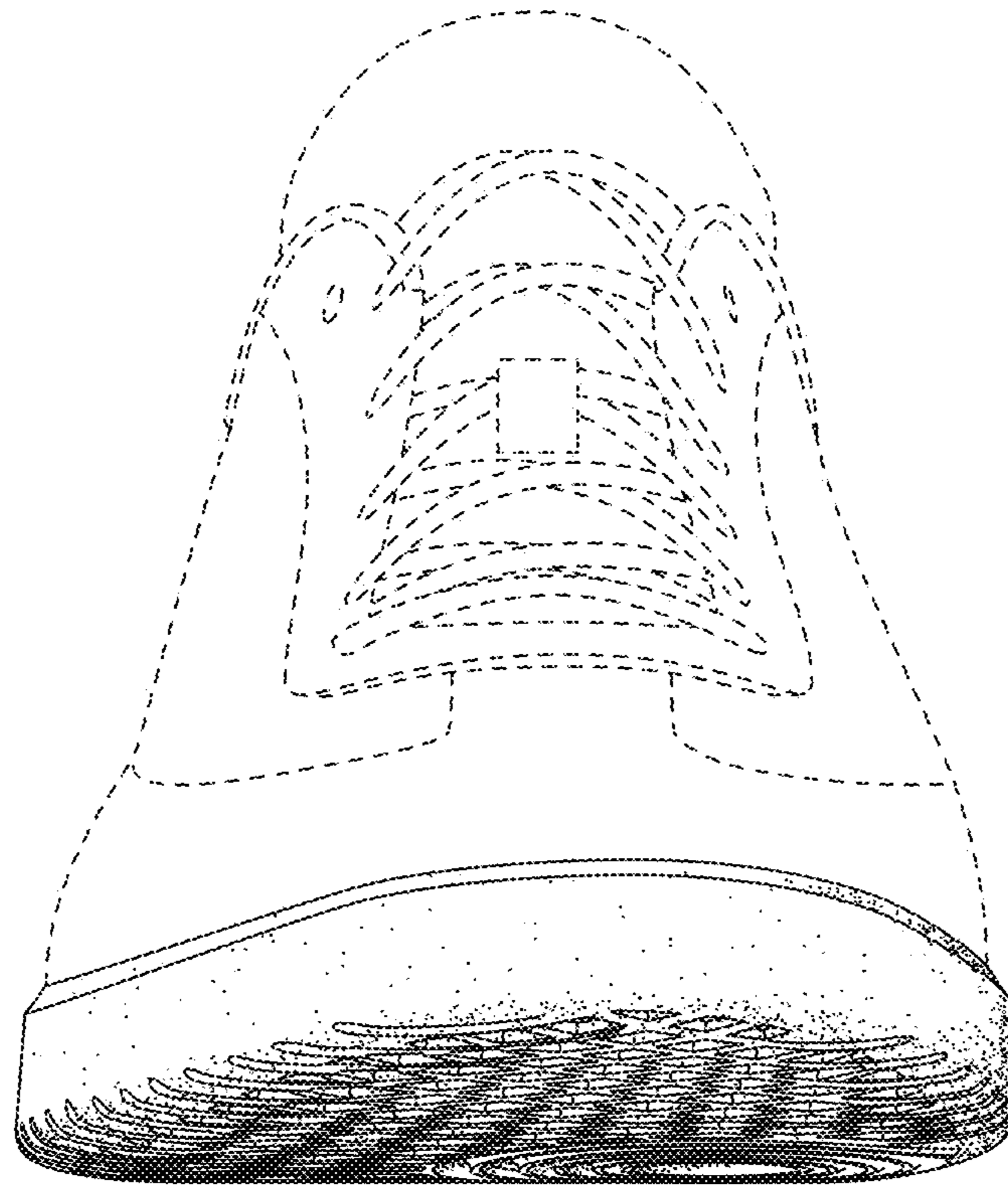


FIG. 3

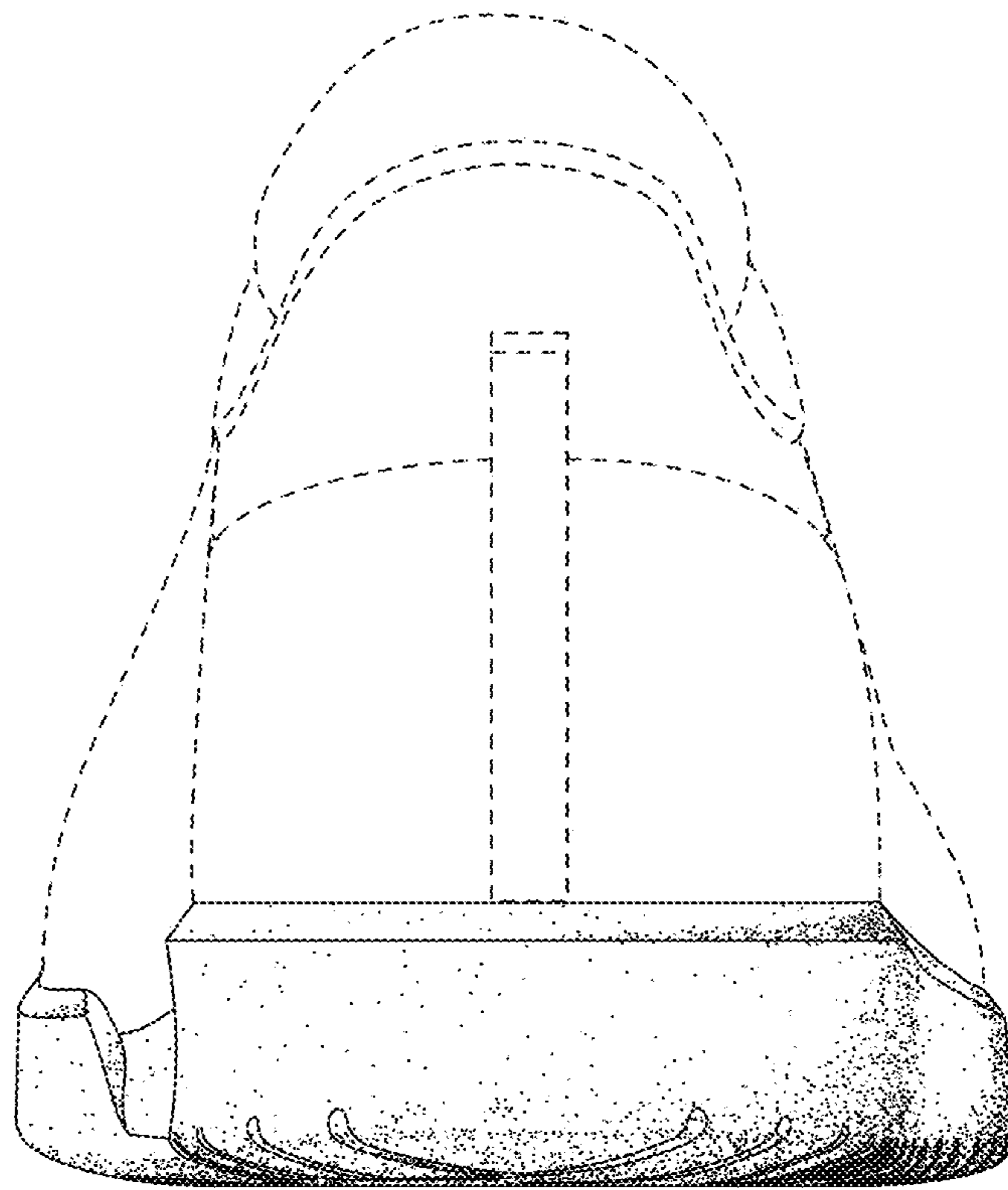


FIG. 4

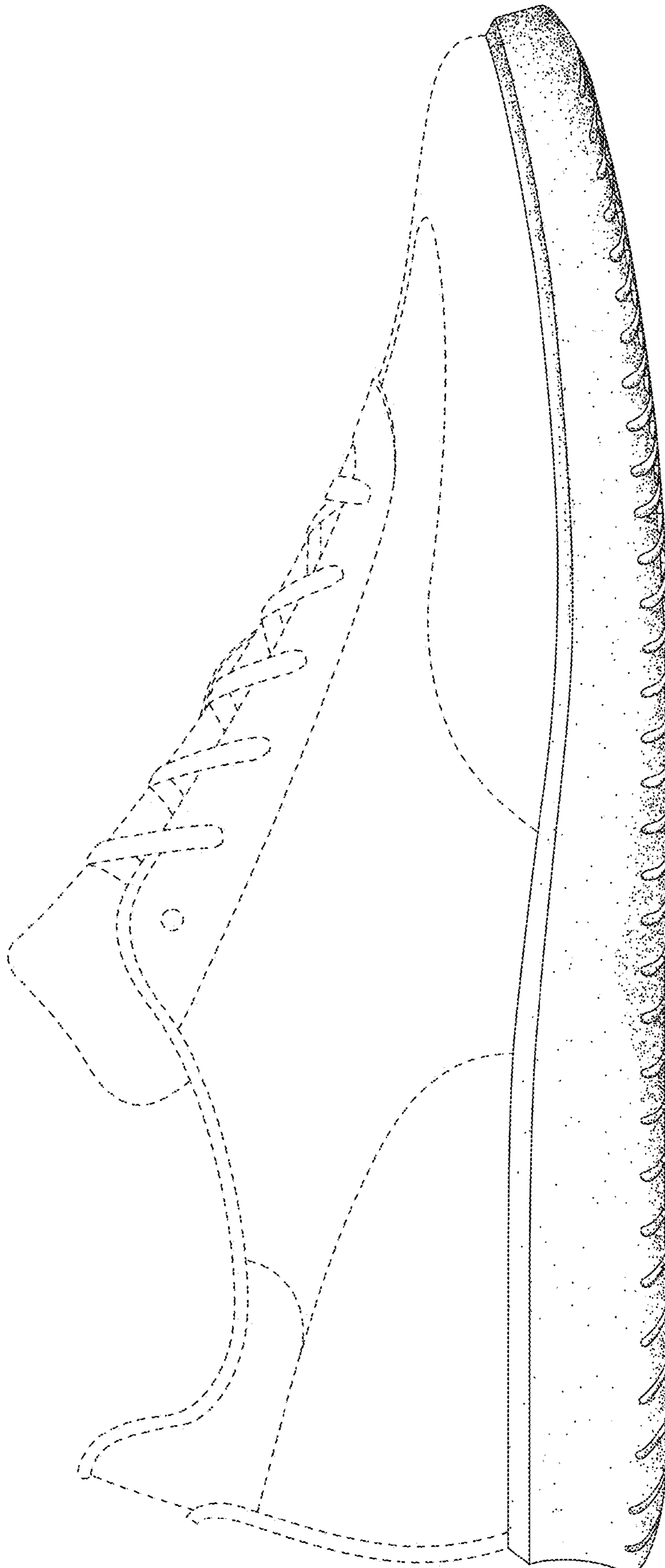


FIG. 5



FIG. 6

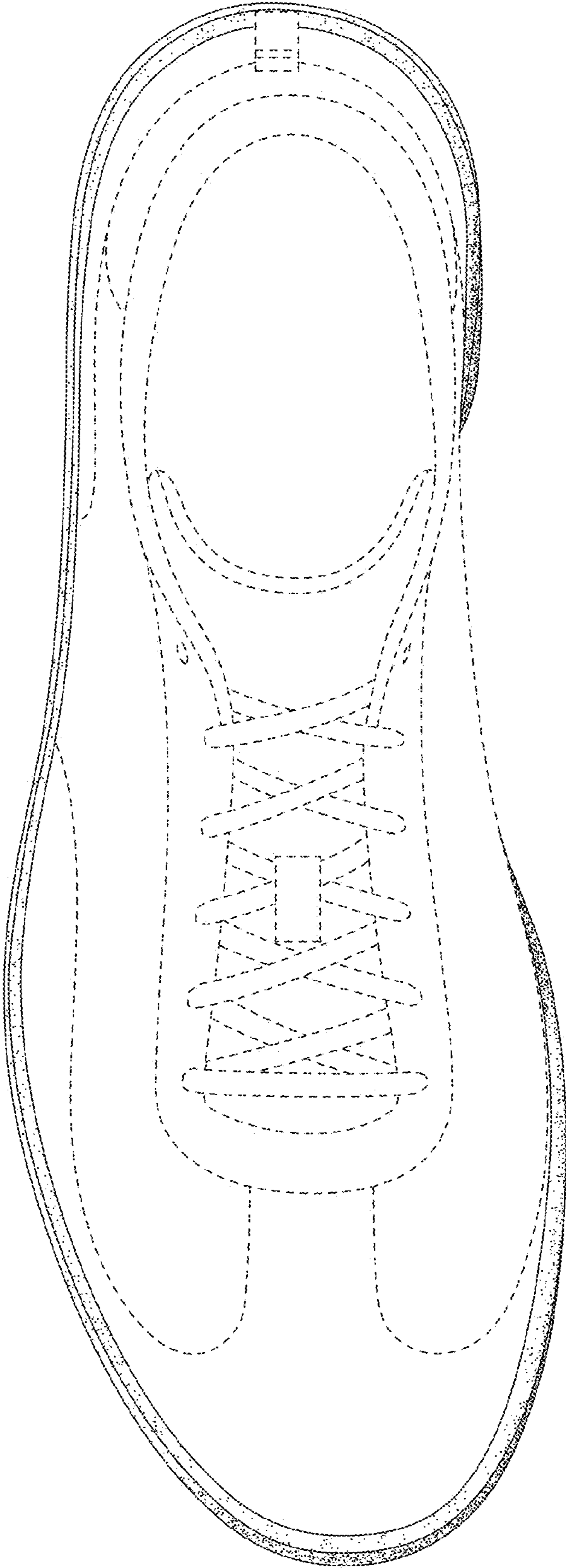


FIG. 7

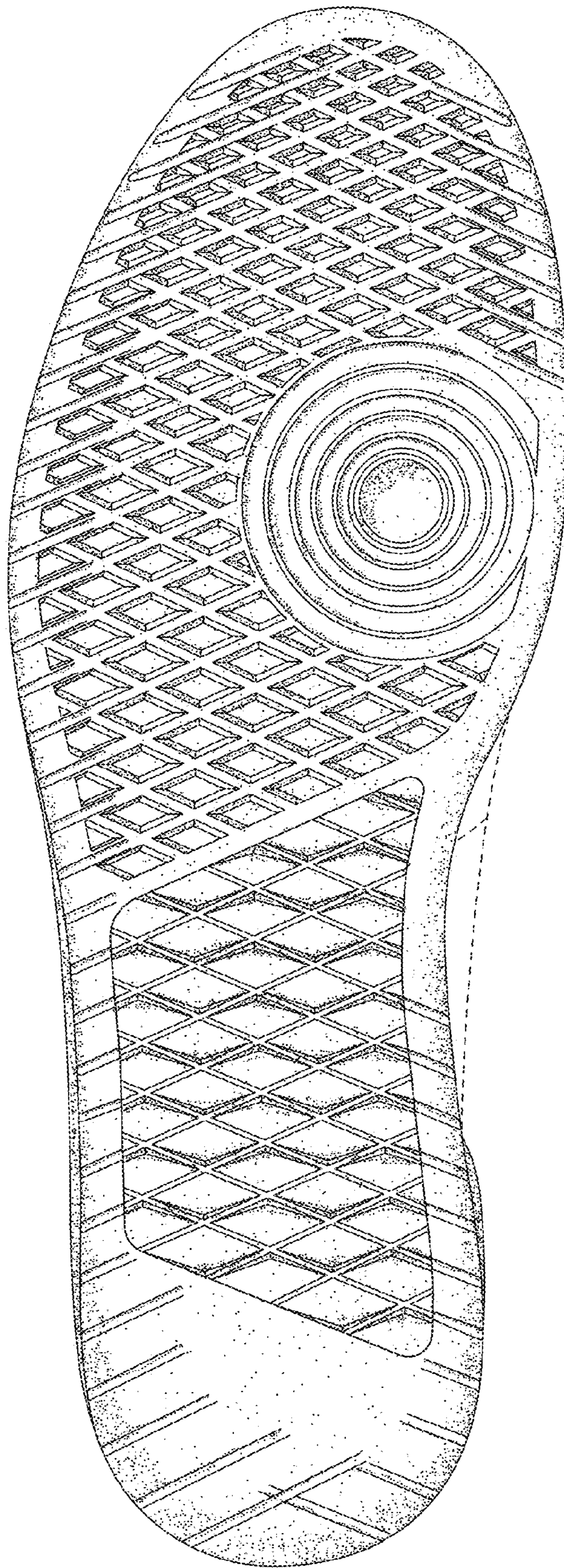


FIG. 8