

US00D894562S

(12) **United States Design Patent**
Enayah

(10) **Patent No.:** **US D894,562 S**

(45) **Date of Patent:** **** Sep. 1, 2020**

- (54) **SHOE**
- (71) Applicant: **NIKE, Inc.**, Beaverton, OR (US)
- (72) Inventor: **Jalal Enayah**, Portland, OR (US)
- (73) Assignee: **NIKE, Inc.**, Beaverton, OR (US)
- (**) Term: **15 Years**
- (21) Appl. No.: **29/676,447**
- (22) Filed: **Jan. 10, 2019**
- (51) **LOC (12) Cl.** **02-04**
- (52) **U.S. Cl.**
USPC **D2/954**; D2/951; D2/953; D2/960
- (58) **Field of Classification Search**
USPC D2/902, 906, 908, 916, 918, 925,
D2/946-962, 977; 36/3 B, 22 R, 24.5,
36/25 R, 28, 32 R, 34 R, 59 C, 67 A, 103
CPC A43B 13/00; A43B 13/02; A43B 13/023;
A43B 13/026; A43B 13/04; A43B 13/08;
A43B 13/10; A43B 13/12; A43B 13/14;
A43B 13/141; A43B 13/143; A43B
13/16; A43B 13/18; A43B 13/181; A43B
13/187; A43B 13/189; A43B 13/20; A43B
13/22; A43B 13/223; A43B 13/24; A43B
13/28; A43B 13/30; A43B 13/32; A43B
13/34; A43B 13/36
See application file for complete search history.

(56) **References Cited**

U.S. PATENT DOCUMENTS

- D61,453 S * 9/1922 Todd D2/955
- D157,551 S * 2/1950 Walls D2/949
- 2,553,616 A * 5/1951 Walls A43B 13/223
36/29
- D238,832 S * 2/1976 Famolare D2/955
- D248,193 S * 6/1978 Edmonds D2/955
- D250,918 S * 1/1979 Dolinsky D2/955

- D316,625 S * 5/1991 Bianchini D2/955
- 5,233,767 A * 8/1993 Kramer A43B 7/081
36/28
- D340,349 S * 10/1993 Kilgore A43B 13/181
D2/947
- D340,350 S * 10/1993 Kilgore D2/961
- 5,853,844 A * 12/1998 Wen
- D552,841 S * 10/2007 Choi D2/971
- D570,581 S * 6/2008 Polegato Moretti D2/907
- D572,441 S * 7/2008 Moretti D2/907
- D572,442 S * 7/2008 Polegato Moretti D2/907
- D580,142 S * 11/2008 Duffy D2/951
- D602,235 S * 10/2009 Hatzilias 36/133
- D650,975 S * 12/2011 Menghi D2/923
- D663,929 S * 7/2012 Teng-Lee D2/951
- D685,984 S * 7/2013 Raysse D2/951
- D728,912 S * 5/2015 Taestensen D2/951

(Continued)

Primary Examiner — T Chase Nelson

(74) *Attorney, Agent, or Firm* — Banner & Witcoff, Ltd.

(57) **CLAIM**

The ornamental design for a shoe, as shown and described.

DESCRIPTION

FIG. 1 is a front bottom perspective view of a shoe showing my new design;

FIG. 2 is a bottom view thereof;

FIG. 3 is a rear bottom perspective view thereof;


FIG. 4 is an enlarged view showing the claimed area of FIG. 1 with environment removed for clarity;

FIG. 5 is an enlarged view showing the claimed area of FIG. 2 with environment removed for clarity; and,

FIG. 6 is an enlarged view showing the claimed area of FIG. 3 with environment removed for clarity.

The broken line immediately adjacent to and surrounding the shaded area defines the peripheral bounds of the claimed design and forms no part thereof. The broken lines depicting the remainder of the shoe show features that form no part of the claimed design.

1 Claim, 6 Drawing Sheets



(56)

References Cited

U.S. PATENT DOCUMENTS

D731,769 S * 6/2015 Raysse D2/951
D738,078 S * 9/2015 Raysse D2/951
D765,957 S * 9/2016 Dupuy D2/946
D782,793 S * 4/2017 Truelsen A43B 13/223
D2/954
D854,296 S * 7/2019 Hardman A43B 13/181
D2/954
D854,297 S * 7/2019 Hardman A43B 5/00
D2/954
2015/0366290 A1 * 12/2015 Chang A43B 5/00
36/114
2018/0303197 A1 * 10/2018 Chen A43B 13/12
2018/0368516 A1 * 12/2018 Mason A43B 13/04
2019/0365039 A1 * 12/2019 Auyang A43B 13/40

* cited by examiner

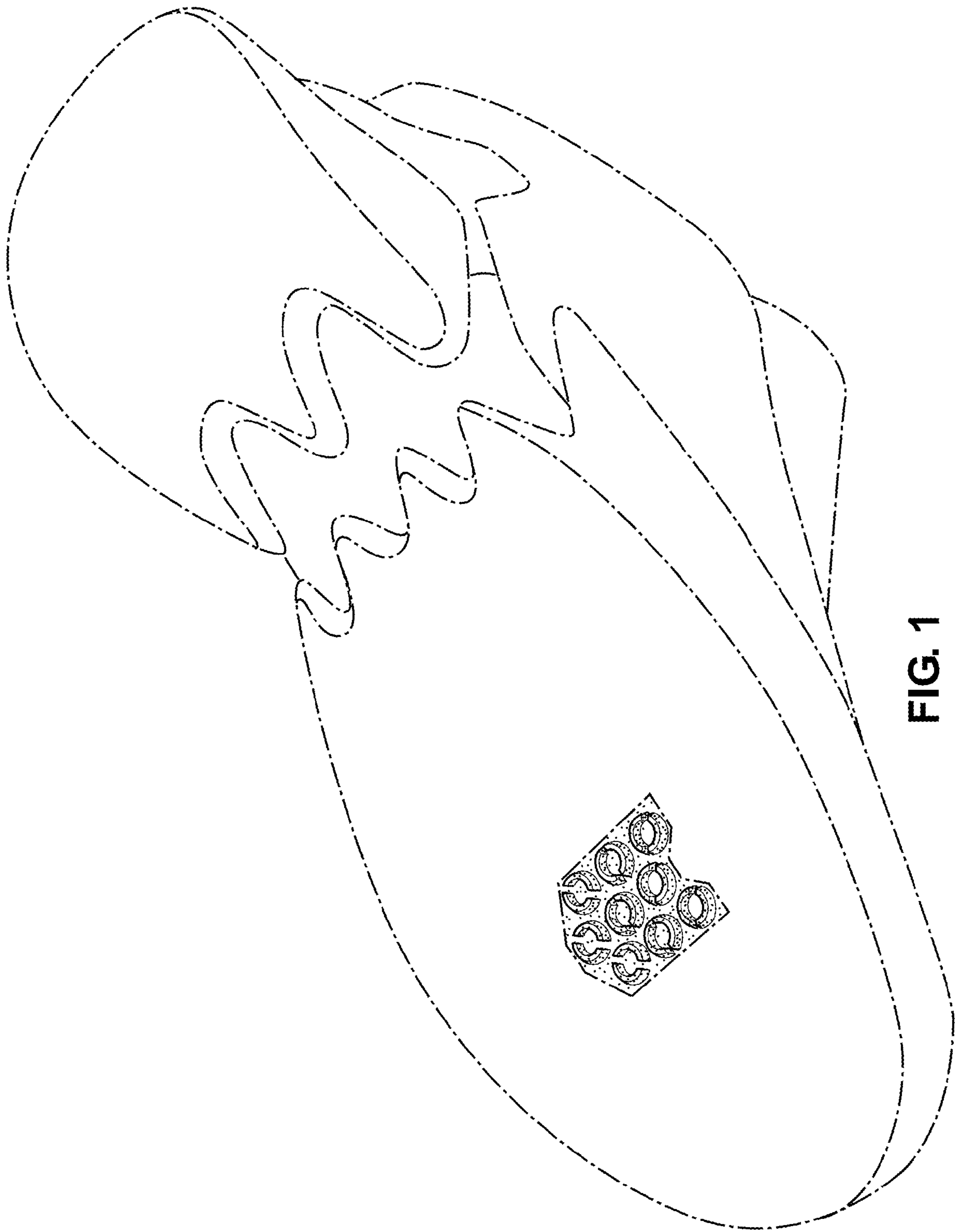


FIG. 1




FIG. 2

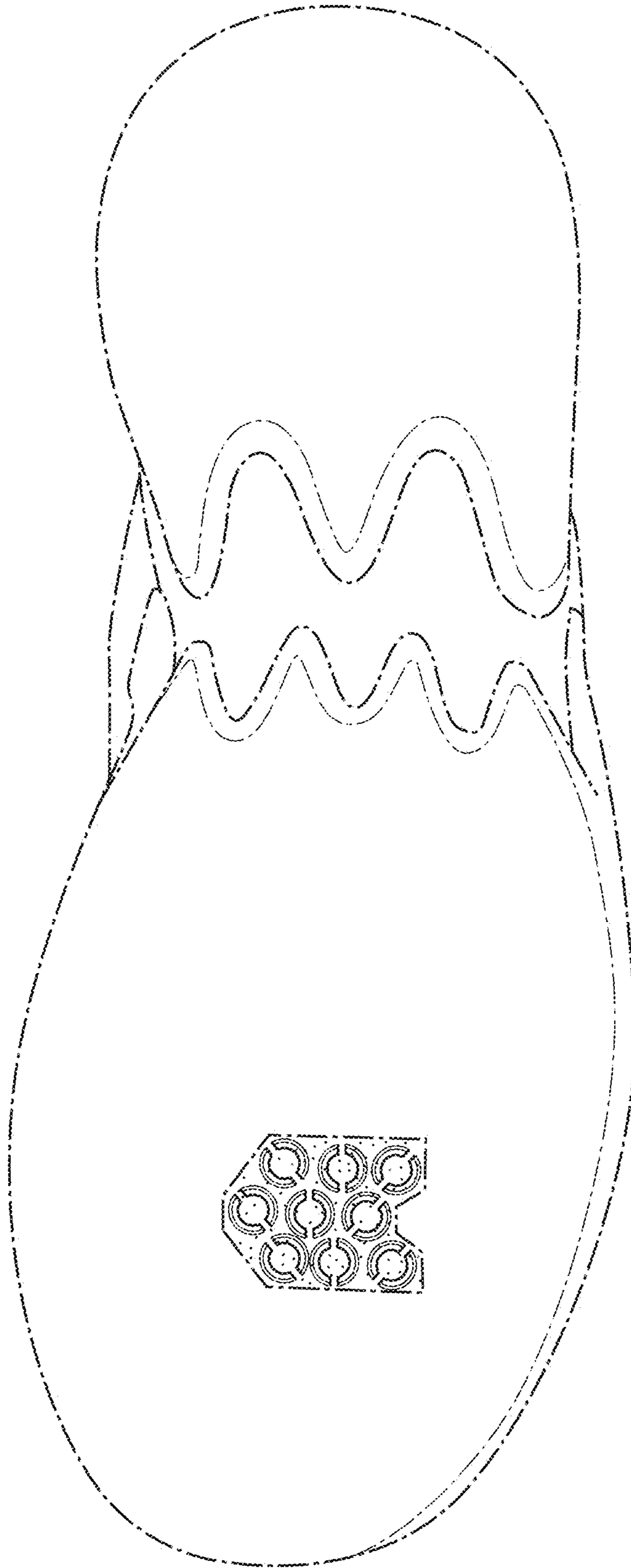


FIG. 3

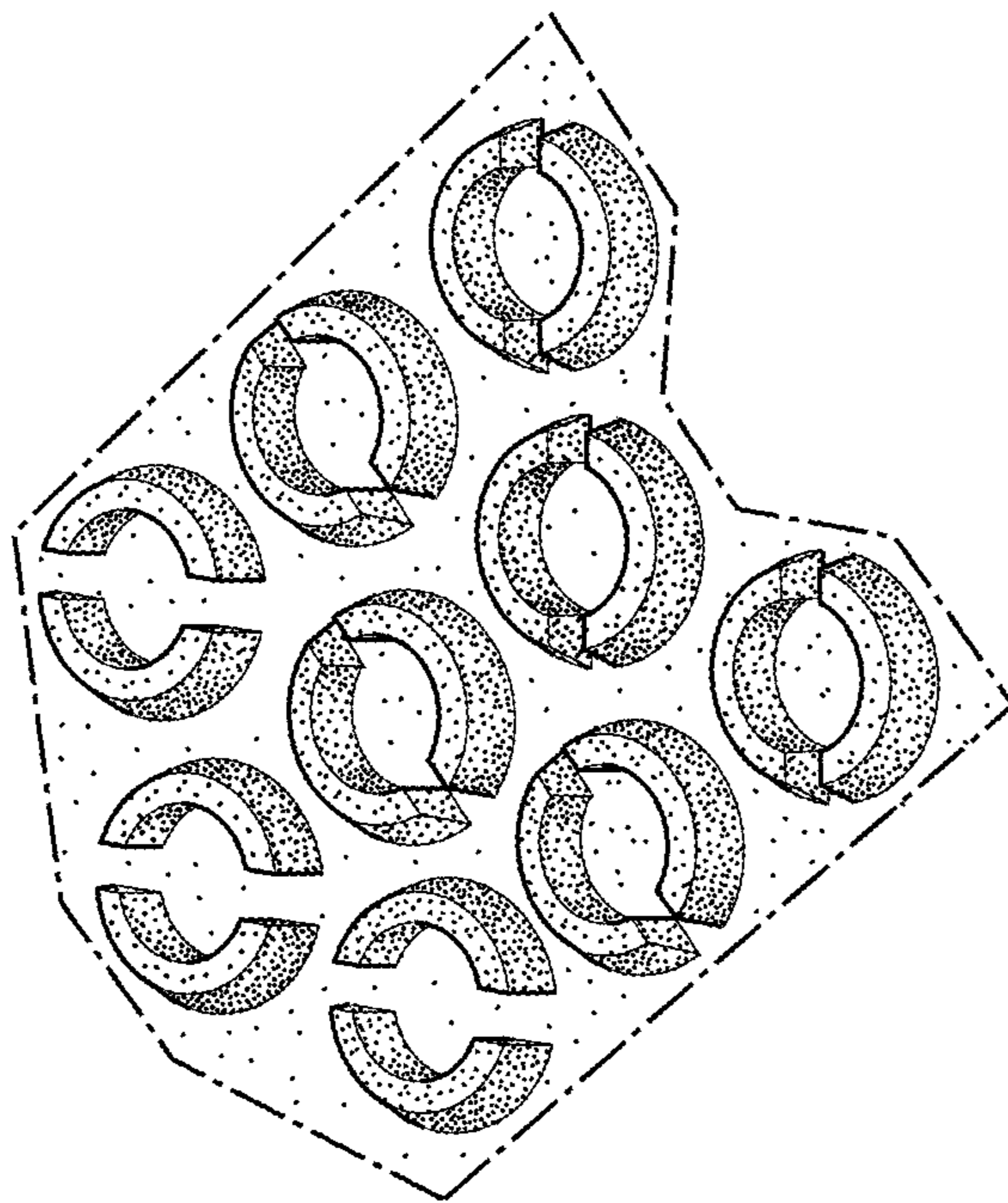


FIG. 4

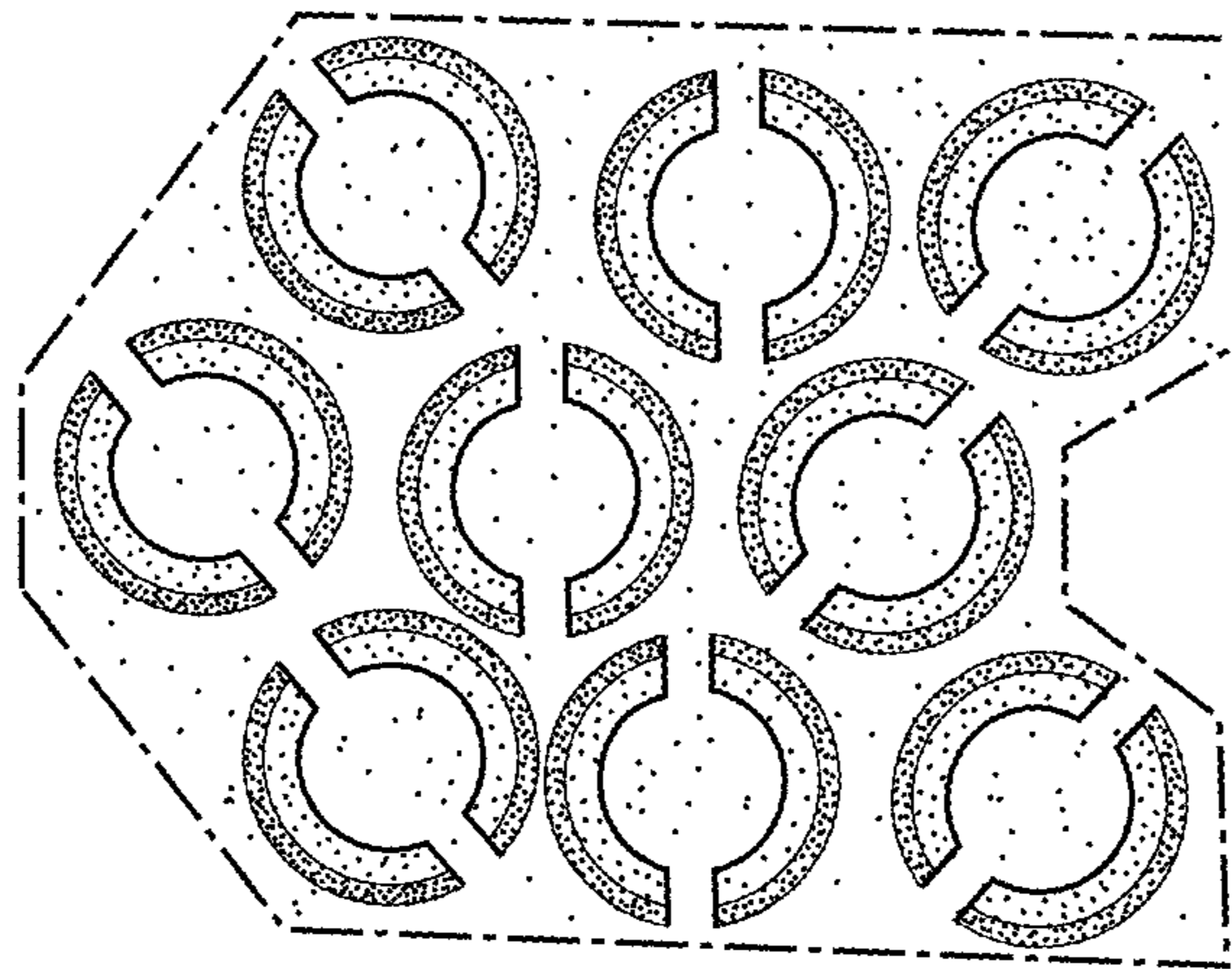


FIG. 5

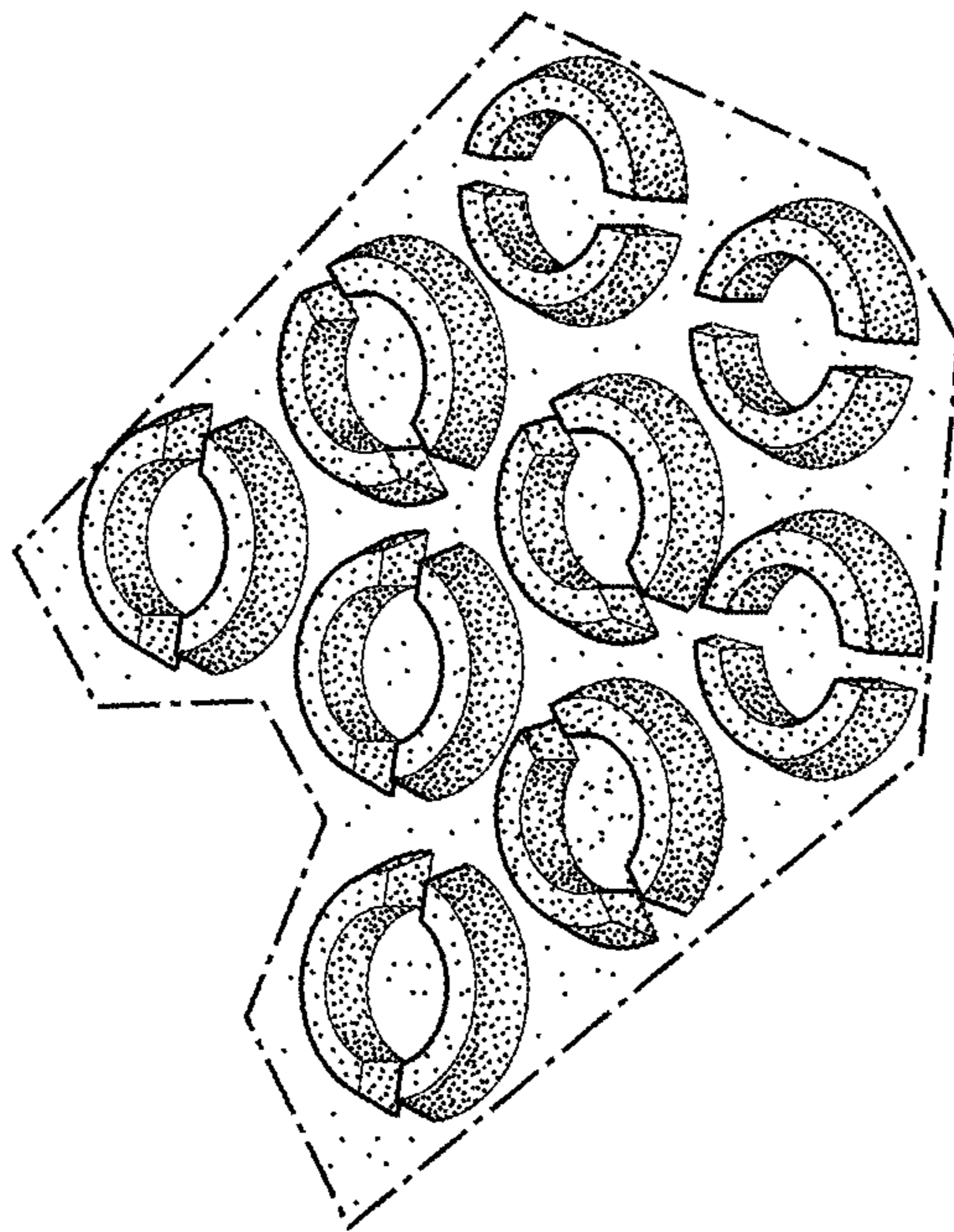


FIG. 6