



US00D894547S

(12) **United States Design Patent** (10) **Patent No.:** **US D894,547 S**
Sassi (45) **Date of Patent:** **** Sep. 1, 2020**

(54) **SHOE**
(71) Applicant: **VALENTINO S.p.A.**, Milan (IT)
(72) Inventor: **Stefano Sassi**, Milan (IT)
(73) Assignee: **VALENTINO S.p.A.**, Milan (IT)
(**) Term: **15 Years**
(21) Appl. No.: **29/655,906**
(22) Filed: **Jul. 9, 2018**
(30) **Foreign Application Priority Data**

Jan. 10, 2018 (IT) 402018000000689

(51) **LOC (12) Cl.** **02-04**
(52) **U.S. Cl.**
USPC **D2/939**
(58) **Field of Classification Search**
USPC D2/896, 925-942, 971, 976; D5/47, 49
CPC A43B 21/00; A43B 21/02; A43B 21/06;
A43B 9/14; A43B 1/0045; A43B 13/10;
A43B 13/12; A43B 23/06; A43B 23/24;
A43B 23/07; A43B 1/0036; A43B 5/12
See application file for complete search history.

(56) **References Cited**
U.S. PATENT DOCUMENTS

D84,627 S * 7/1931 De Liso D2/939
D91,532 S * 2/1934 Morali D2/939
D92,998 S * 8/1934 Batterman D2/939
D93,485 S * 10/1934 Levin D2/931
D94,332 S * 1/1935 Caldwell D2/971
D97,536 S * 11/1935 Perugia D2/939

D100,052 S * 6/1936 Simons D2/939
D100,585 S * 7/1936 Sholtz D2/939
D106,644 S * 10/1937 Benjamin D2/939
D131,448 S * 2/1942 Sutcliffe D2/941
D159,493 S * 8/1950 Lauer D2/939
D349,395 S * 8/1994 Kelchak D2/912
D452,772 S * 1/2002 Jacobs D2/925
D485,970 S * 2/2004 Magro D2/916
D582,637 S * 12/2008 Guers-Neyraud D2/925
D734,599 S * 7/2015 Louboutin D2/939
D737,560 S * 9/2015 Sassi D2/971
D739,127 S * 9/2015 Frisoni D2/939
D772,544 S * 11/2016 Slimane D2/939
D794,286 S * 8/2017 Osorio D2/939
D827,993 S * 9/2018 Sassi D2/929
D827,994 S * 9/2018 Sassi D2/929
D872,430 S * 1/2020 Sassi D2/932
D880,821 S * 4/2020 Vaccarello D2/939

* cited by examiner
Primary Examiner — Dominic V Simone
(74) *Attorney, Agent, or Firm* — Thomas | Horstemeyer, LLP

(57) **CLAIM**
The ornamental design for a shoe, as shown and described.

DESCRIPTION

FIG. 1 is a perspective view of a shoe showing my new design;
FIG. 2 is a front view thereof;
FIG. 3 is a rear view thereof, opposite that of FIG. 2;
FIG. 4 is a side view thereof;
FIG. 5 is a side view thereof, opposite that of FIG. 4;
FIG. 6 is a top view thereof; and,
FIG. 7 is a bottom view thereof.

1 Claim, 7 Drawing Sheets





FIG. 1

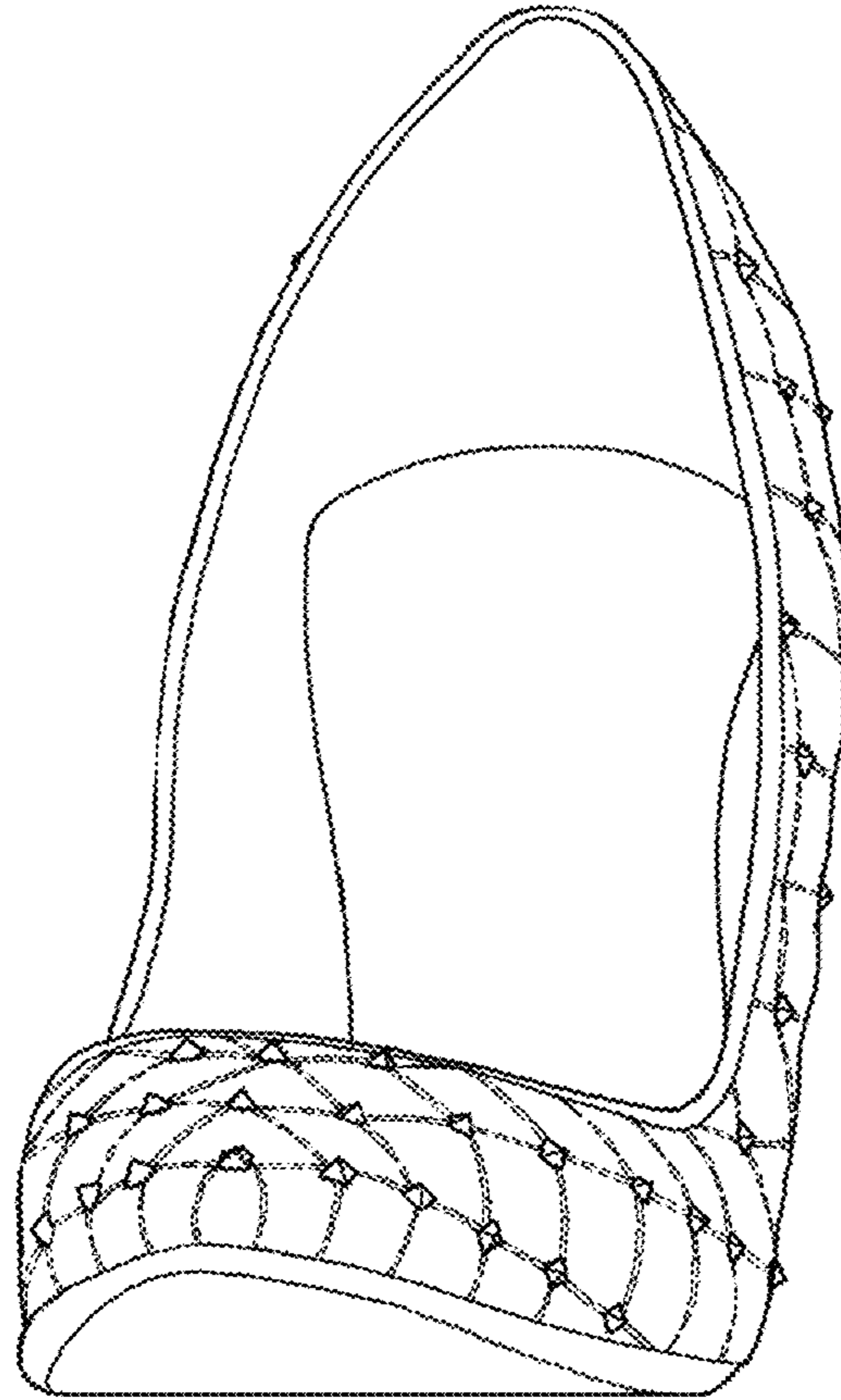


FIG. 2

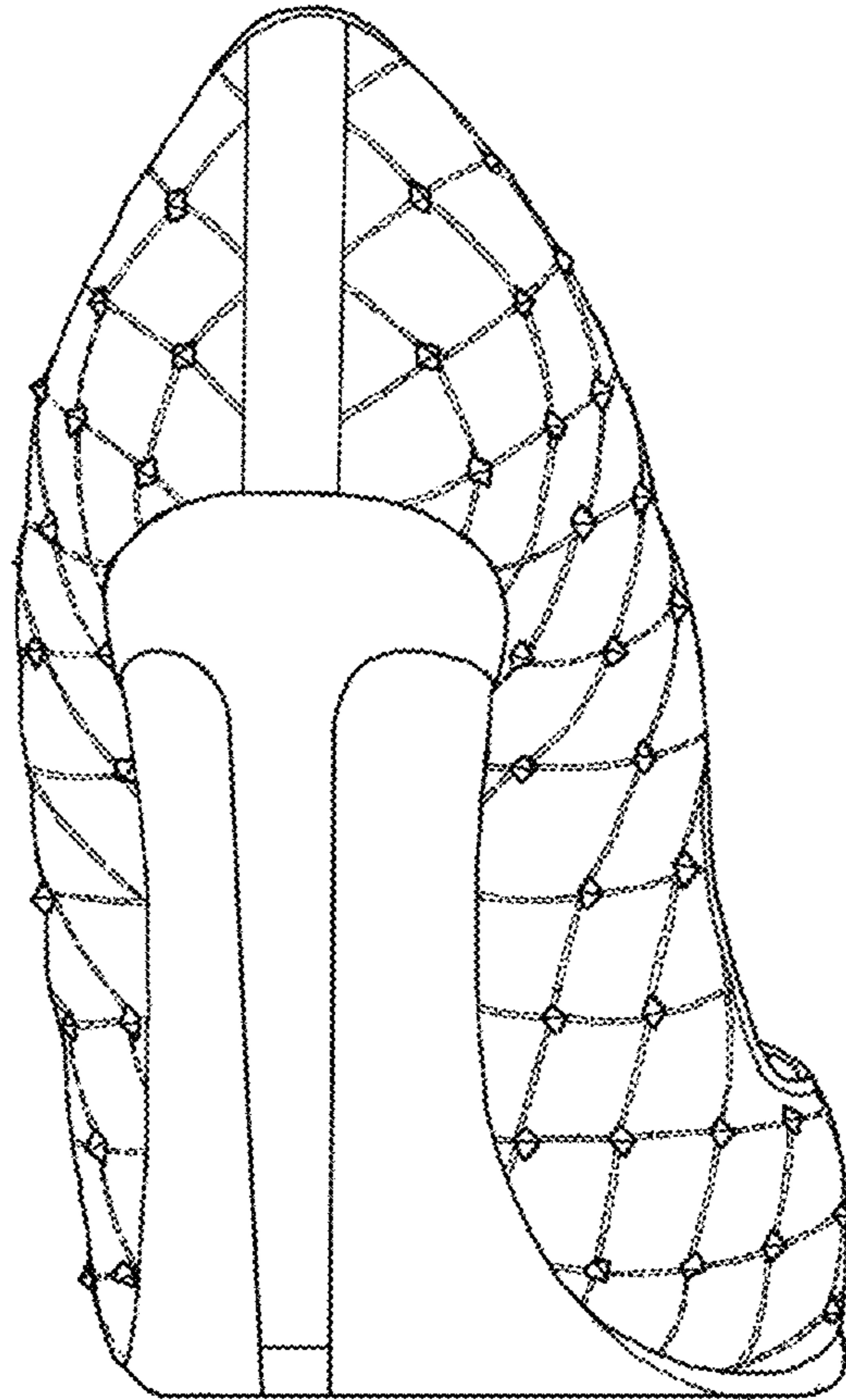


FIG. 3

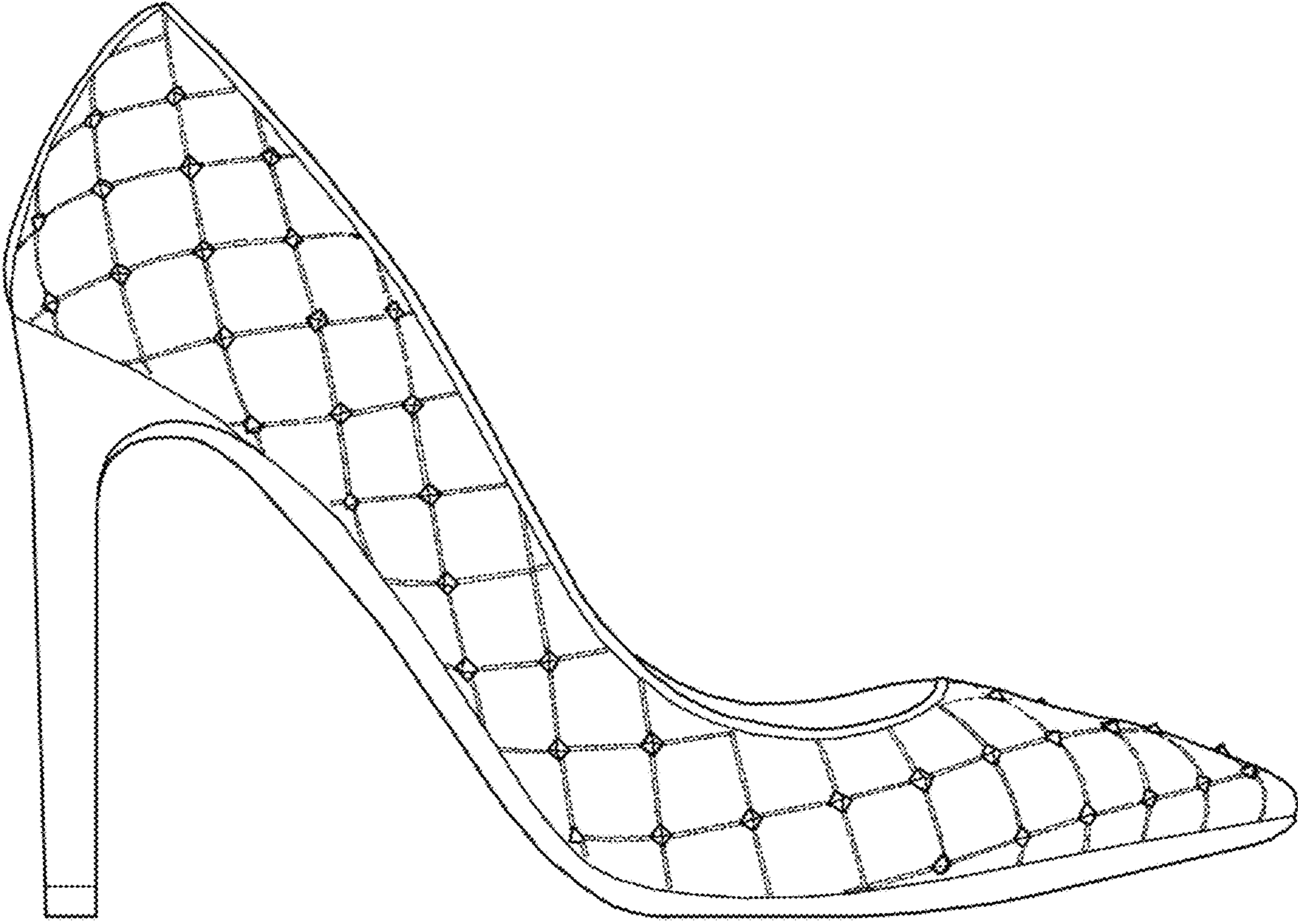


FIG. 4

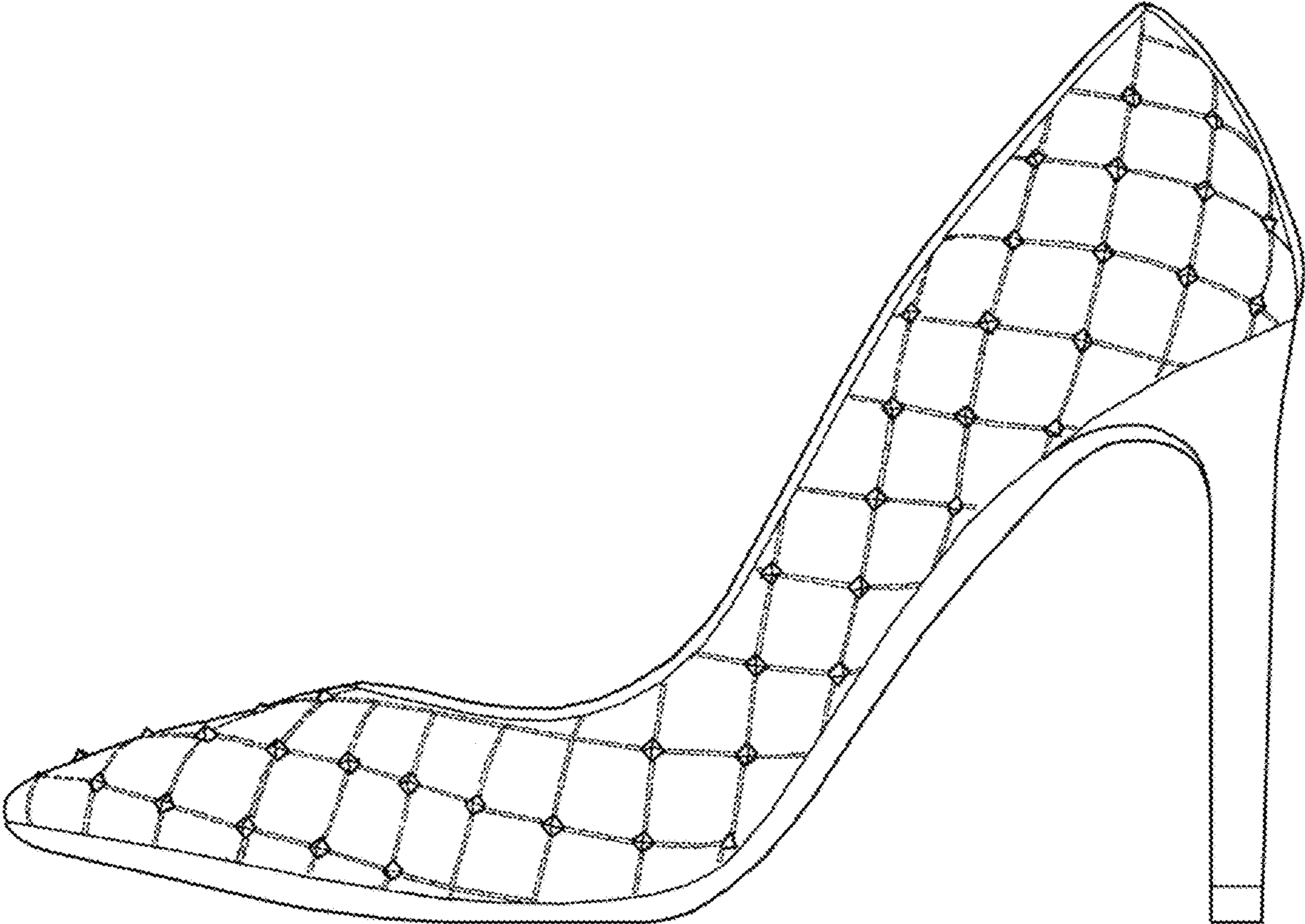


FIG. 5

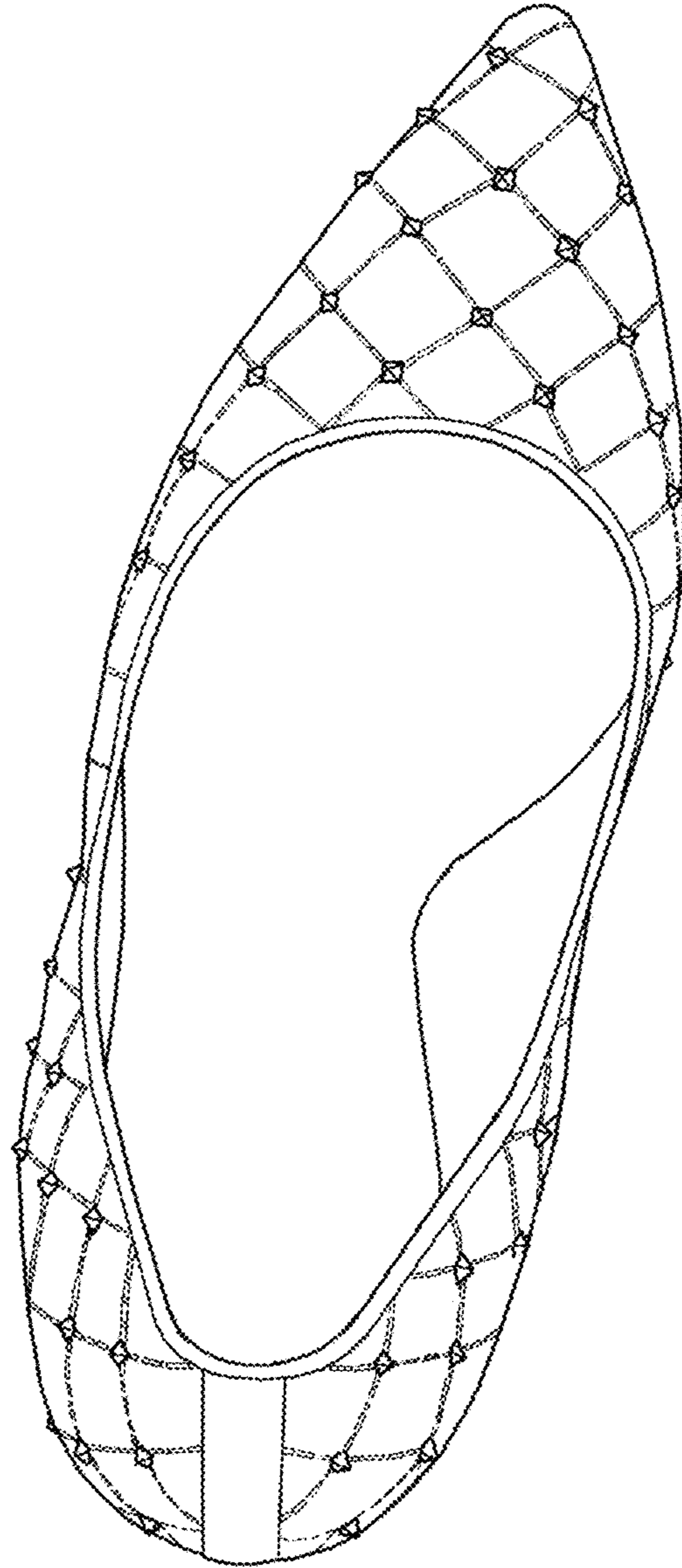


FIG. 6

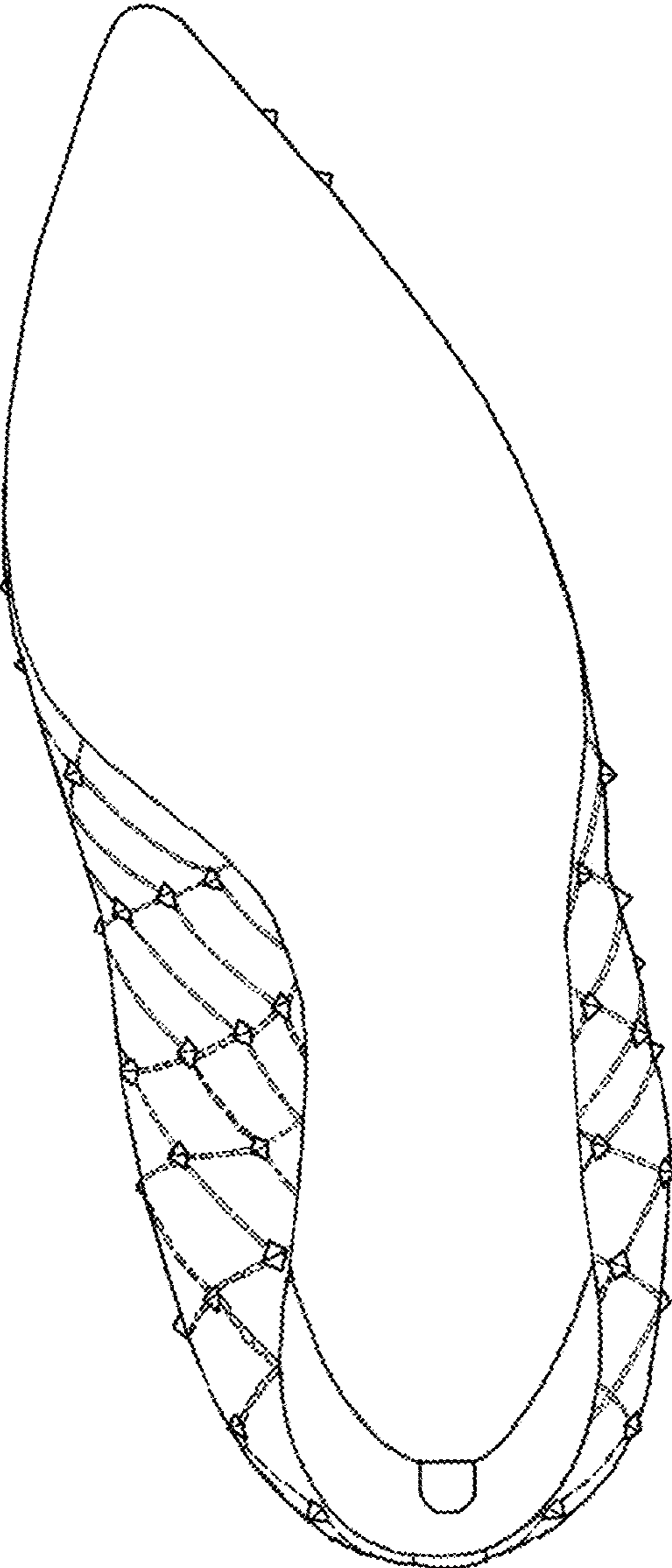


FIG. 7