

US00D894528S

(12) **United States Design Patent** (10) **Patent No.:** **US D894,528 S**
Manuel (45) **Date of Patent:** **** Sep. 1, 2020**

(54) **FOOTWEAR REMOVER**
(71) Applicant: **Edward Manuel**, Lake Charles, LA (US)
(72) Inventor: **Edward Manuel**, Lake Charles, LA (US)
(**) Term: **15 Years**
(21) Appl. No.: **29/638,410**
(22) Filed: **Feb. 27, 2018**
(51) **LOC (12) Cl.** **07-99**
(52) **U.S. Cl.**
USPC **D2/642**
(58) **Field of Classification Search**
USPC D2/641-643, 979, 999; D3/200;
D20/27; D24/136; D28/91.2; D32/46
CPC A47G 25/80; A47G 25/82; A47G 25/84;
A47G 25/86; A47G 25/88; A47G 25/90;
A47G 25/901; A47G 25/902; A47G
25/904; A47G 25/905; A47G 25/907;
A47G 25/908; A47G 25/92
See application file for complete search history.

(56) **References Cited**
U.S. PATENT DOCUMENTS

10,016 A * 9/1853 Sumner A47G 25/80
223/115
63,844 A 4/1867 Boss
110,763 A 1/1871 Crabtree
254,816 A 3/1882 Greenwald
582,484 A 5/1897 Pendergrast
1,849,282 A * 3/1932 Churchill A47G 25/80
223/115
D102,043 S 6/1936 Westbrook
2,525,174 A * 10/1950 Johnstone A47G 25/80
223/114
D204,230 S * 4/1966 De Andre D2/642
3,652,009 A * 3/1972 Foster A47G 25/80
223/116
D226,245 S 1/1973 Calrus

D277,997 S 3/1985 Horner
D287,542 S * 1/1987 Wilkinson D2/642
5,054,667 A * 10/1991 Levy A47G 25/80
223/111
D352,388 S * 11/1994 Swirsky D2/642
D412,771 S 8/1999 Kelley
D420,203 S * 2/2000 Watkins A47G 25/80
D2/642
D726,392 S 4/2015 Moore, Sr. et al.
D747,170 S * 1/2016 Lindley A47G 25/80
D8/14
2007/0125813 A1 * 6/2007 Portuesi A47G 25/80
223/114
2011/0101010 A1 5/2011 Moore, Sr.
(Continued)

OTHER PUBLICATIONS

“‘Bootifully’ Easy Boot Projects.” ChickenStreet Blog. Feb. 25, 2013. Accessed on Nov. 20, 2018. (Year: 2013).*
(Continued)

Primary Examiner — Kevin K Rudzinski
Assistant Examiner — Clare Ann Gannon

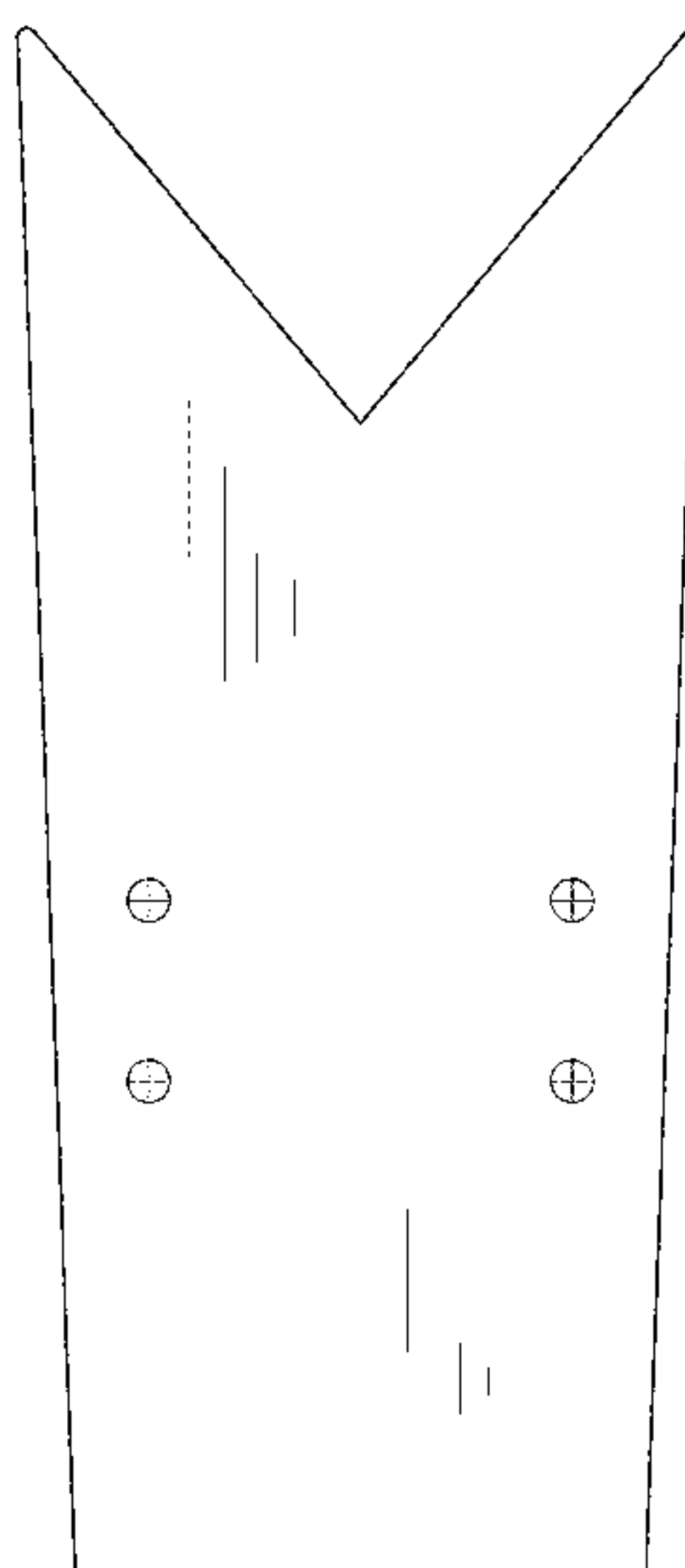
(57) **CLAIM**

The ornamental design for a footwear remover, as shown and described.

DESCRIPTION

FIG. 1 is a front view of a footwear remover showing my new design;
FIG. 2 is a rear view of the footwear remover;
FIG. 3 is a left side view of the footwear remover, a right side view being a mirror image thereof;
FIG. 4 is a top view of the footwear remover;
FIG. 5 is a bottom view of the footwear remover; and,
FIG. 6 is a top front side perspective view of the footwear remover.

1 Claim, 4 Drawing Sheets



(56)

References Cited

U.S. PATENT DOCUMENTS

2011/0101048 A1* 5/2011 Moore, Sr. A47G 25/86
223/114
2018/0049573 A1* 2/2018 Frey A47G 25/80

OTHER PUBLICATIONS

“2x4 Wooden Boot Jack” by Hankc. Instructables.com. Accessed on Nov. 20, 2018. (Year: 2018).*

“Boot Jack.” Irish Oak Personalized Gifts. Accessed on Nov. 20, 2018. (Year: 2018).*

Chaudhry, Raj. “Weekend Project: A Simple Bootjack.” Cabinlife.com. Accessed on Nov. 20, 2018. (Year: 2018).*

Radtke, David. “How to Make a Boot or Shoe Jack.” Woodworkers Guild of America. Dec. 10, 2015. Accessed on Nov. 20, 2018. (Year: 2015).*

* cited by examiner

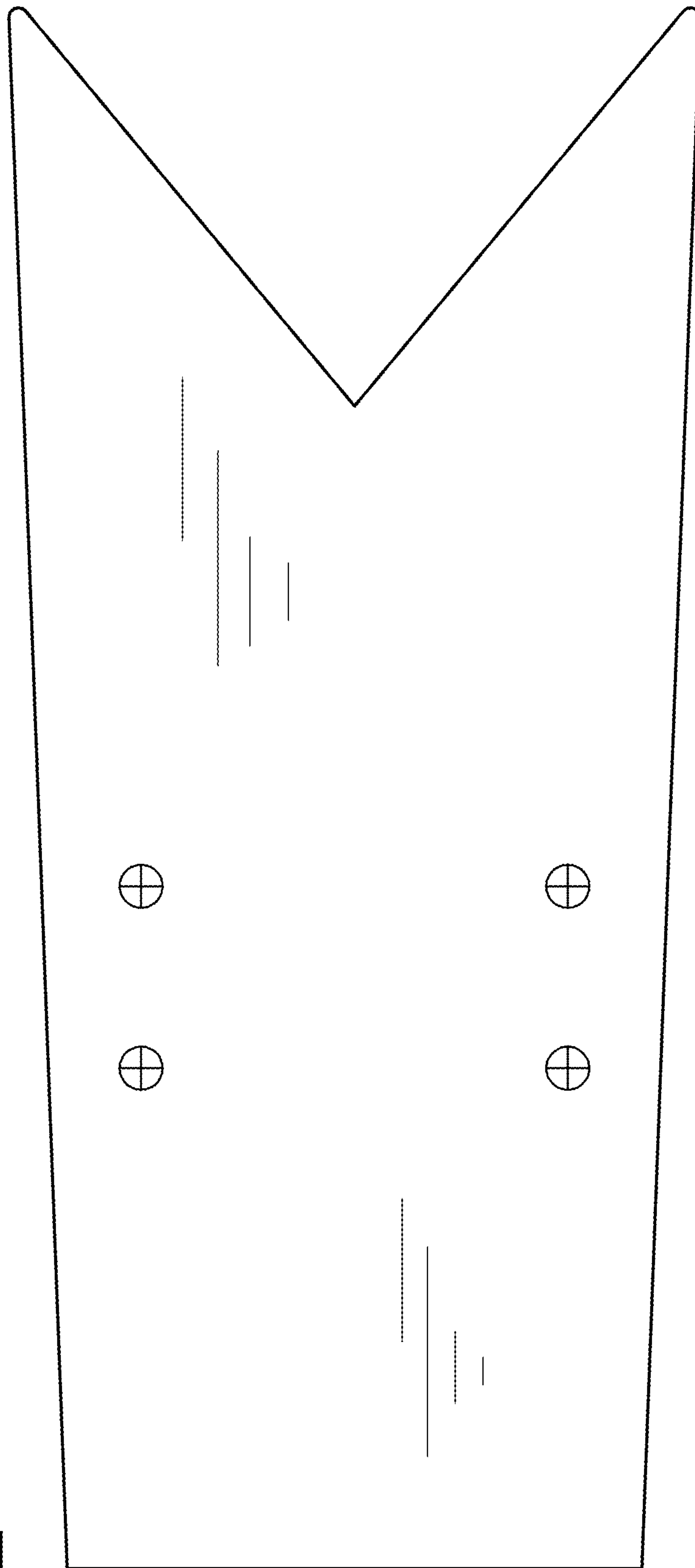


FIG. 1




FIG. 2

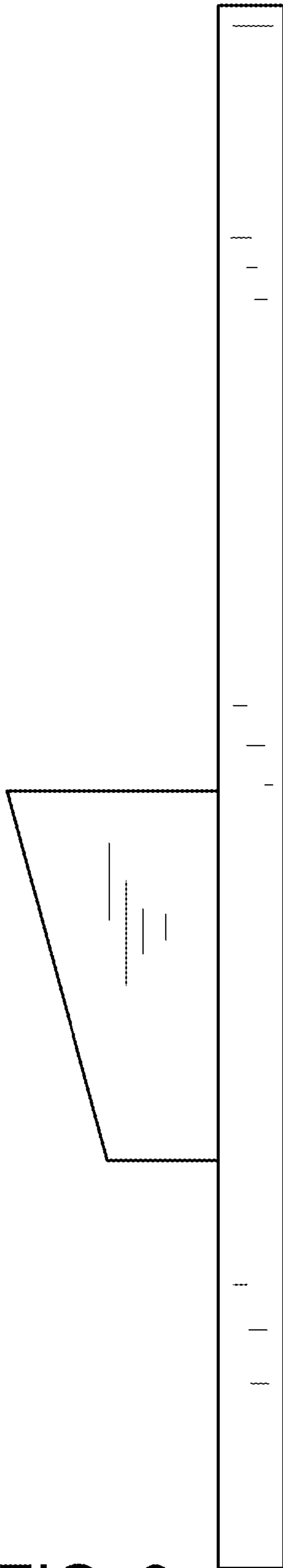


FIG. 3

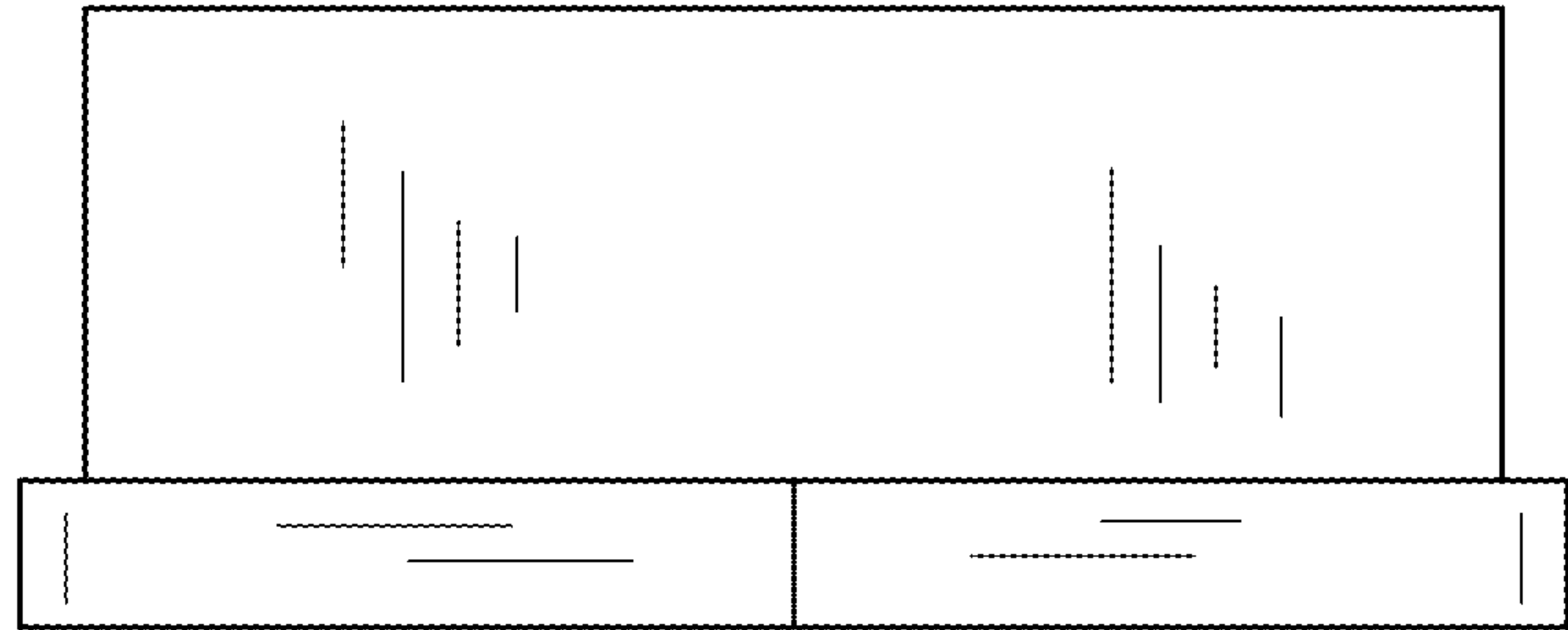


FIG. 4

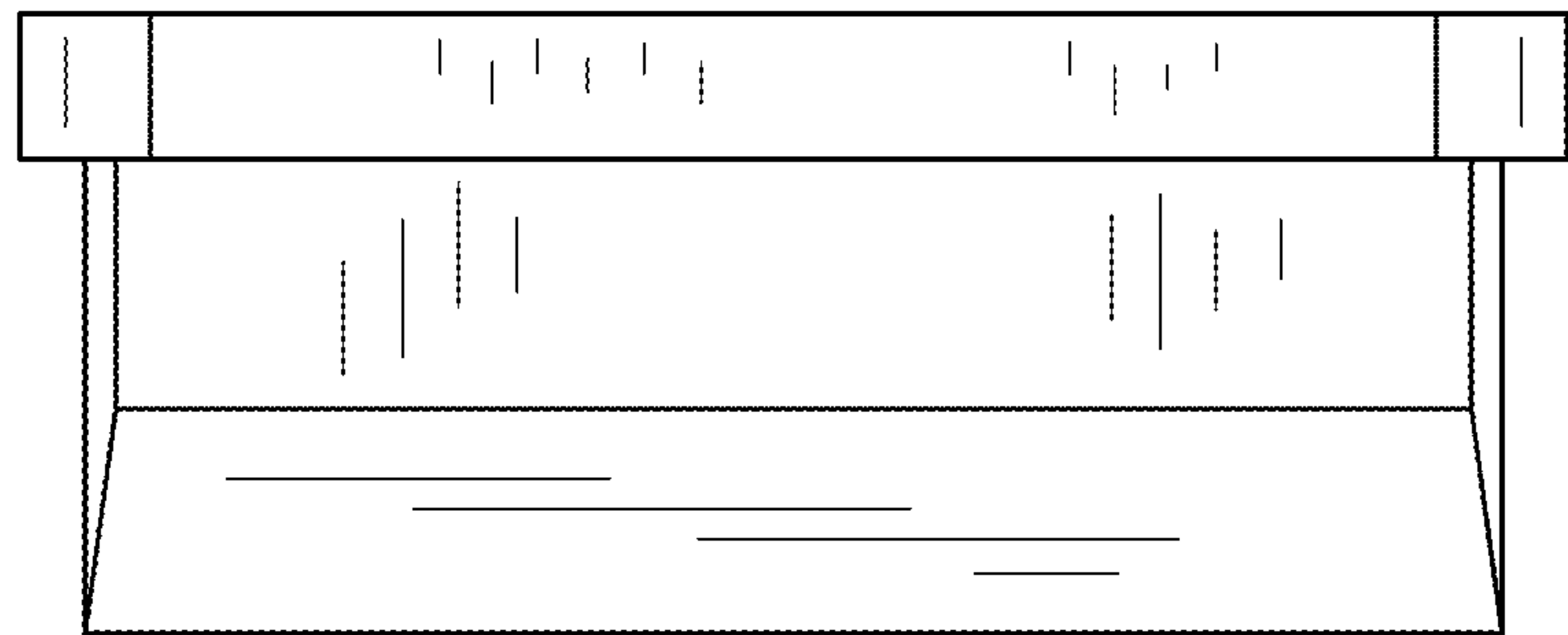


FIG. 5

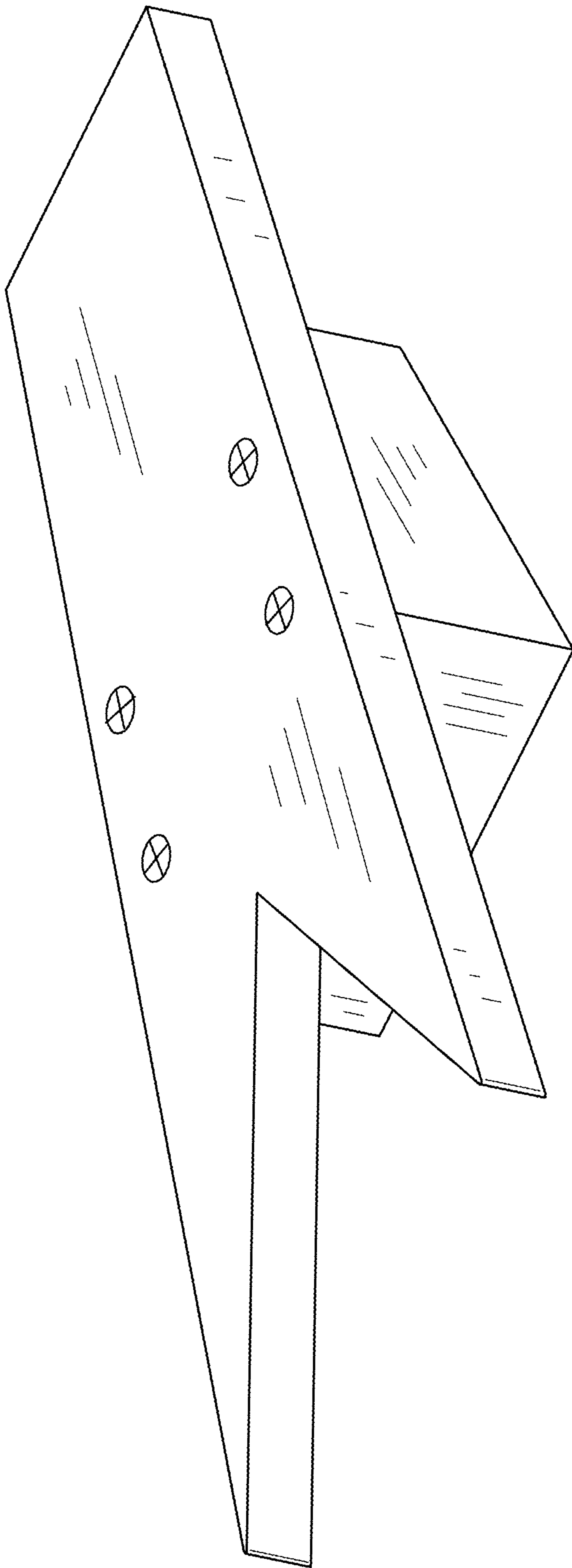


FIG. 6