



US00D894523S

(12) **United States Design Patent** (10) **Patent No.:** **US D894,523 S**
Vakili (45) **Date of Patent:** **** Aug. 25, 2020**

- (54) **SAFE DOOR**
- (71) Applicant: **Valerie M. Vakili**, Boca Raton, FL (US)
- (72) Inventor: **Valerie M. Vakili**, Boca Raton, FL (US)
- (**) Term: **15 Years**
- (21) Appl. No.: **29/674,879**
- (22) Filed: **Dec. 27, 2018**
- (51) **LOC (12) Cl.** **99-00**
- (52) **U.S. Cl.**
USPC **D99/28**
- (58) **Field of Classification Search**
USPC D99/28, 34, 35, 36, 43, 99; 109/1 R, 109/1 V, 2, 45; 902/9, 30; 235/100; 206/0.8, 0.815, 0.82; 312/400, 409; D18/3.1, 3.3, 12.1; D3/201, 272, 273
CPC F42B 39/24; E05B 65/0075; E05G 1/00; E05G 1/005; E05G 1/024; E05G 5/00; E05G 5/02; E05G 2700/00; E05G 2700/02; E05G 2700/04; G07D 11/0006; G07D 11/0009; G07D 11/009; G07D 9/002; G07D 9/004; G07D 9/008; G07F 9/06; G07F 9/003; G07F 17/10; G07F 17/12; B65D 1/00; B65D 1/22; B65D 7/00; B65D 7/06; A47B 43/00
See application file for complete search history.

2,086,018	A	*	7/1937	Dyer	F25D 23/12
						312/204
2,088,459	A	*	7/1937	Bennett	E05G 5/006
						70/77
D308,279	S	*	5/1990	Hill	D99/28
D314,406	S	*	2/1991	Lerch	D21/519
D347,926	S	*	6/1994	Jackson, Jr.	D99/28
D487,835	S	*	3/2004	Lynch	D99/28
D493,270	S	*	7/2004	Lynch	D99/28
D498,895	S	*	11/2004	Lynch	D99/28
D620,675	S	*	7/2010	Doettling	D99/28
D728,189	S	*	4/2015	Suggs	D99/28
D744,715	S	*	12/2015	Suggs	D99/28
D774,272	S	*	12/2016	Suggs	D99/28
D799,148	S	*	10/2017	Crosby	D99/28
D799,782	S	*	10/2017	Crosby	D99/28
D802,873	S	*	11/2017	Crosby	D99/28
D811,686	S	*	2/2018	Crosby	D99/28
D814,139	S	*	3/2018	Newcomb	D99/28

* cited by examiner

Primary Examiner — Elizabeth J Oswecki

(57) **CLAIM**

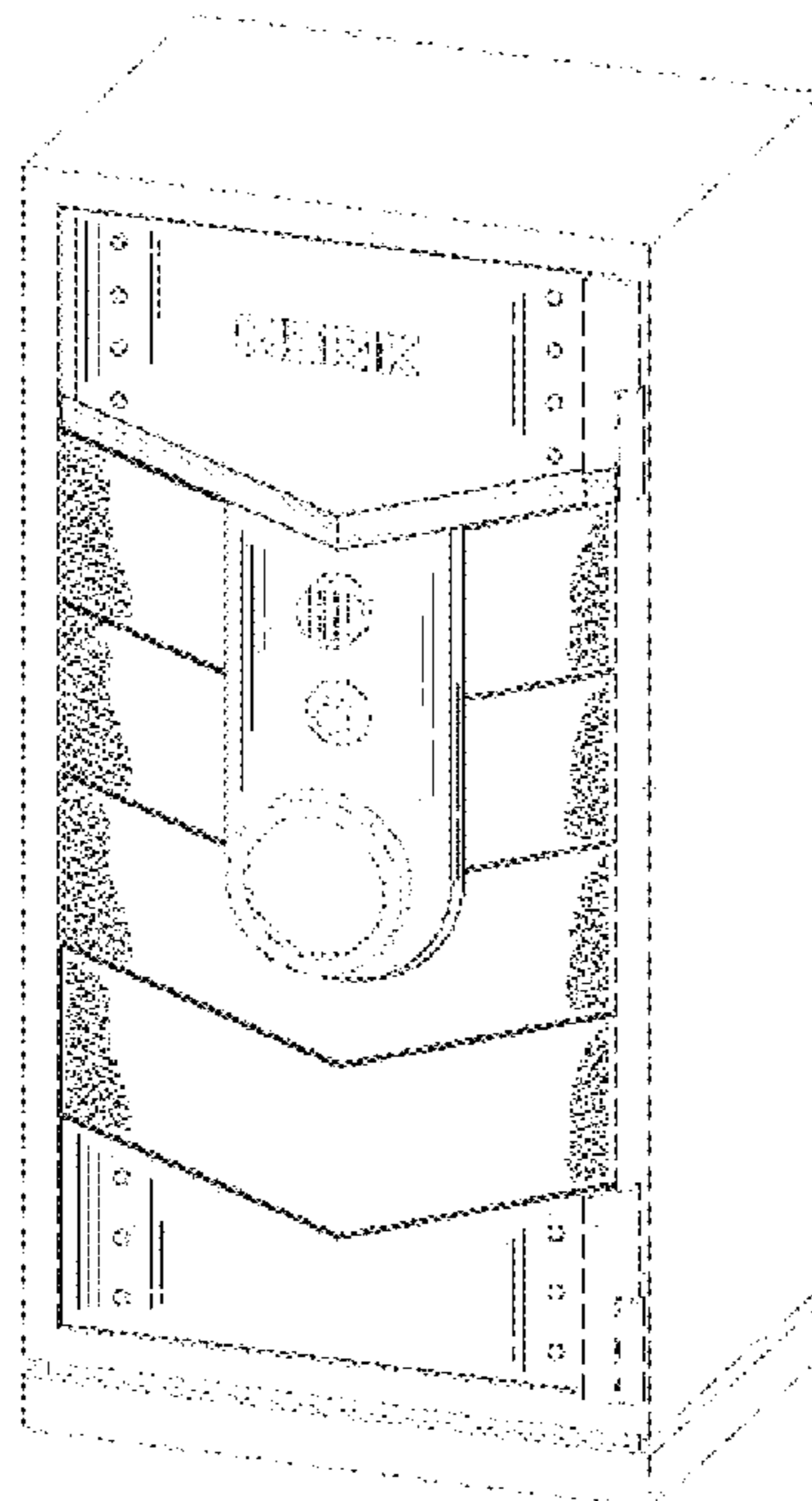
The ornamental design for a safe door, as shown and described.

DESCRIPTION

FIG. 1 is a perspective view of a safe door showing my new design;
 FIG. 2 is a front view thereof;
 FIG. 3 is a left side view thereof;
 FIG. 4 is a right side view thereof;
 FIG. 5 is a top view thereof;
 FIG. 6 is a bottom view thereof; and,
 FIG. 7 is another perspective view thereof.
 The broken lines shown in the drawings represent portions of the safe door, that form no part of the claimed design.

- (56) **References Cited**
U.S. PATENT DOCUMENTS
D3,772 S * 11/1869 Marvin D99/28
D103,629 S * 3/1937 Davis D99/28

1 Claim, 6 Drawing Sheets



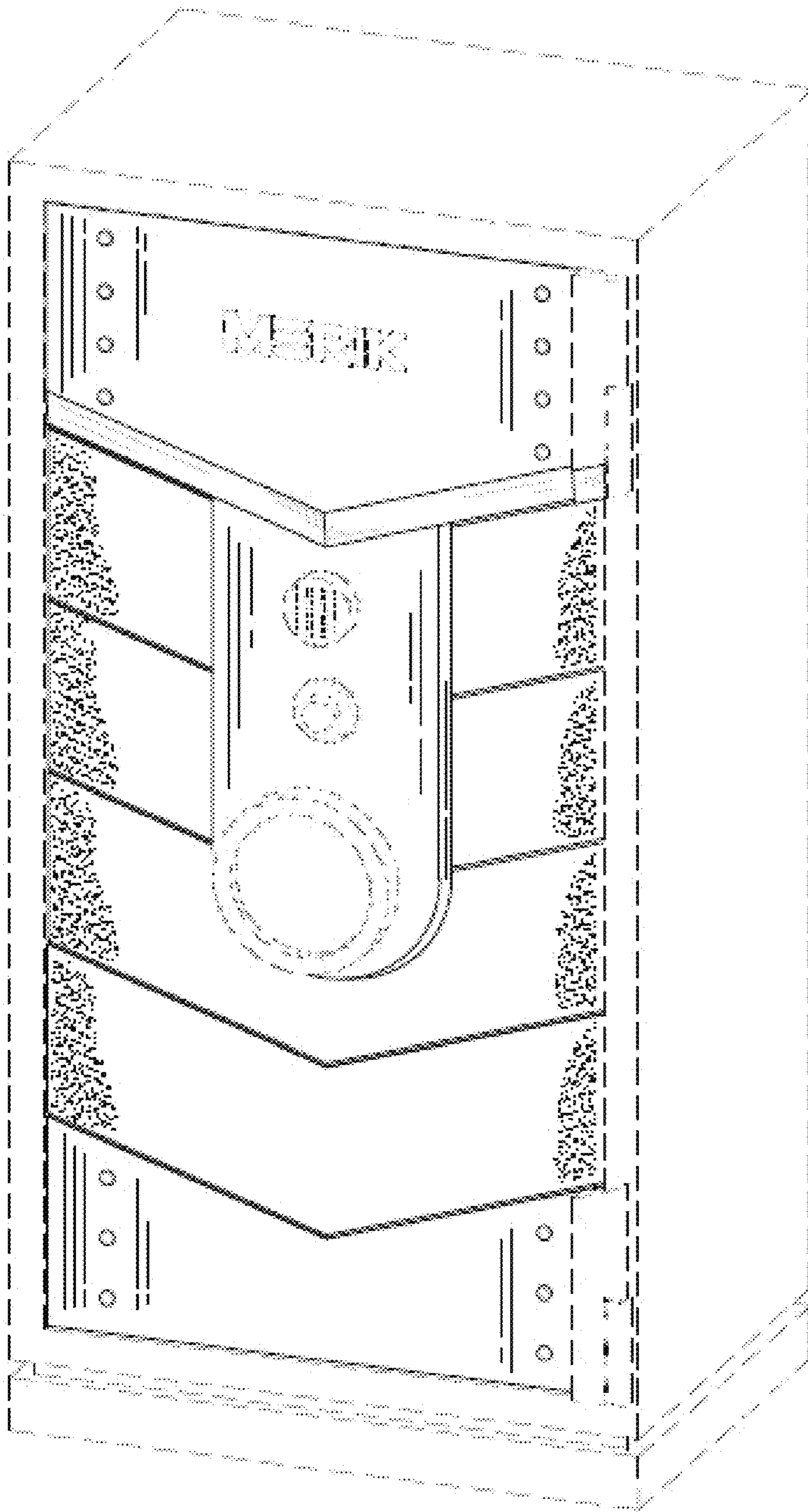


FIG. 1

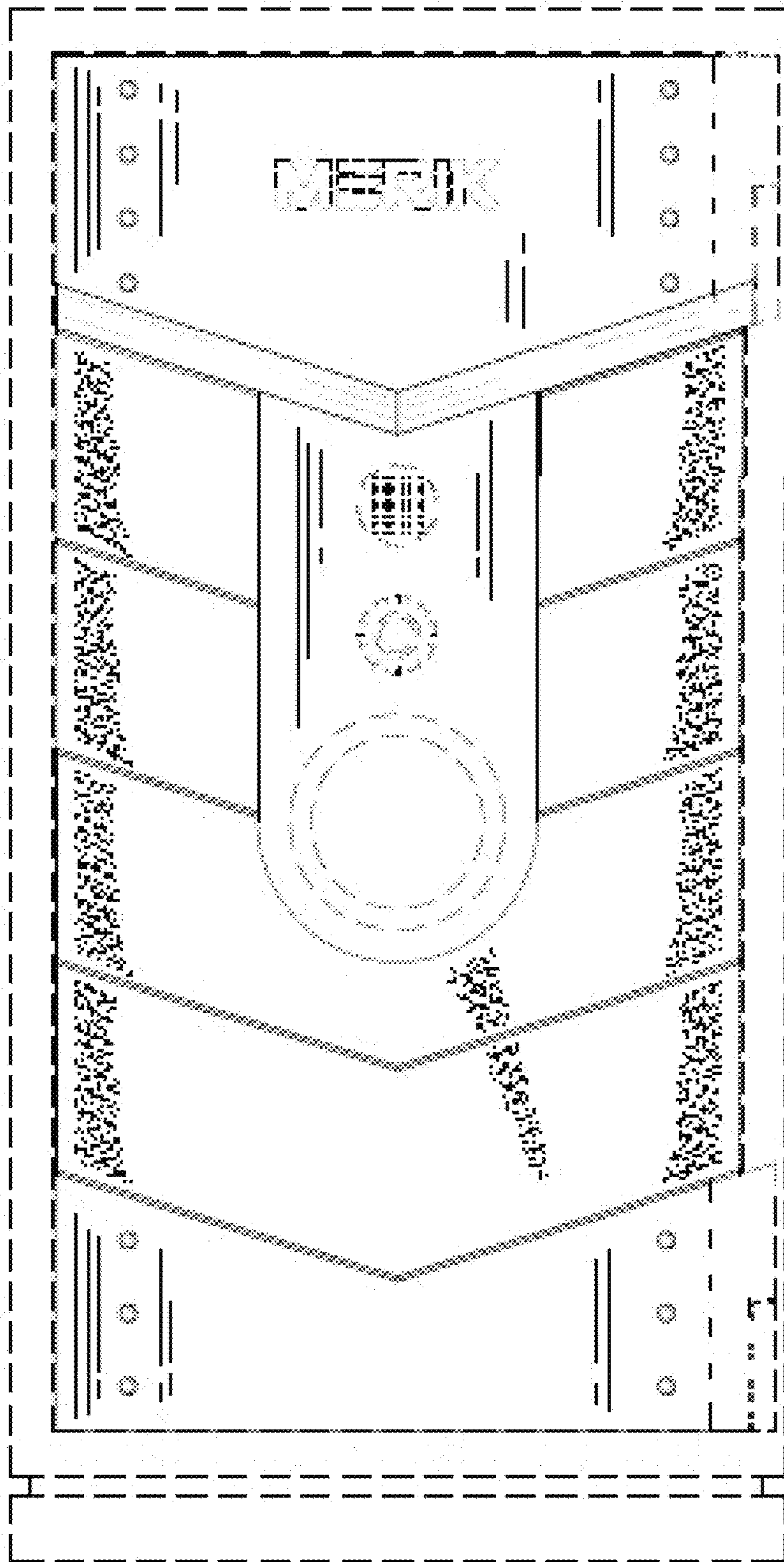


FIG. 2

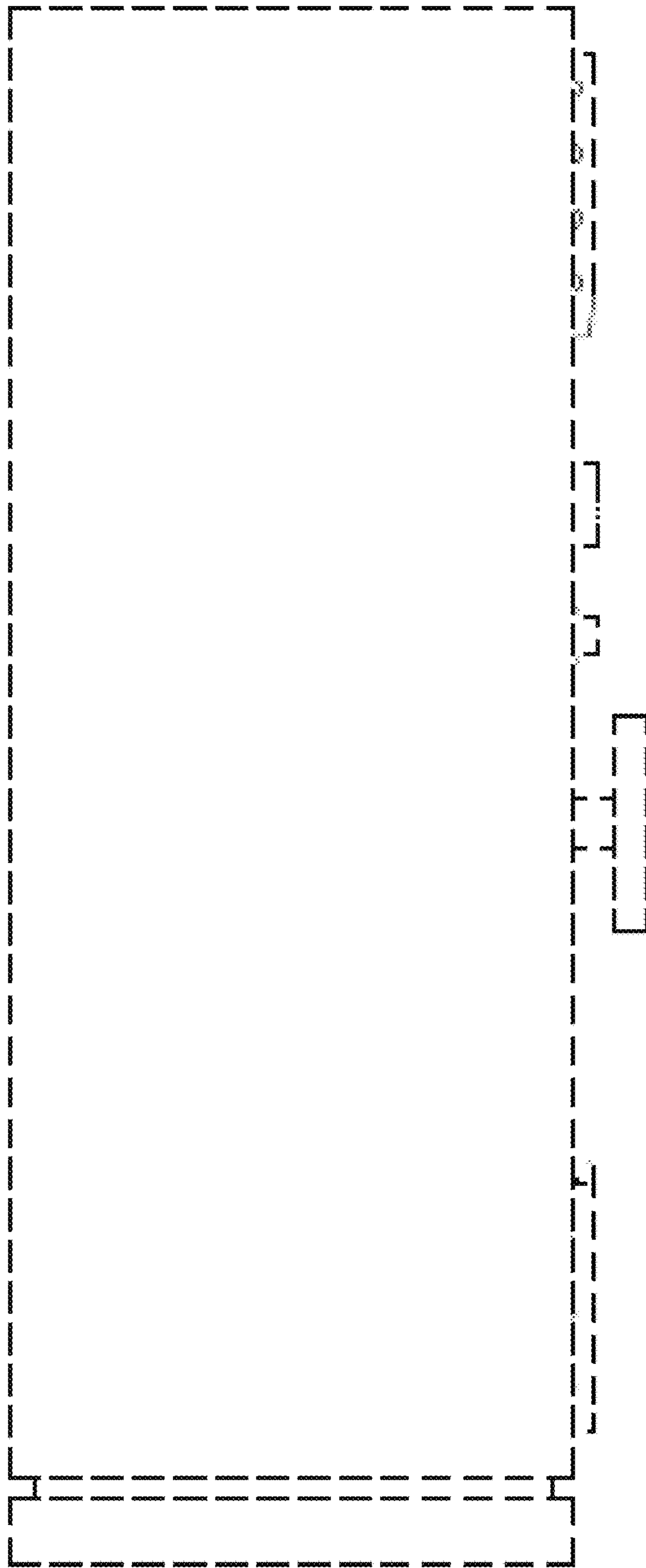


FIG. 3

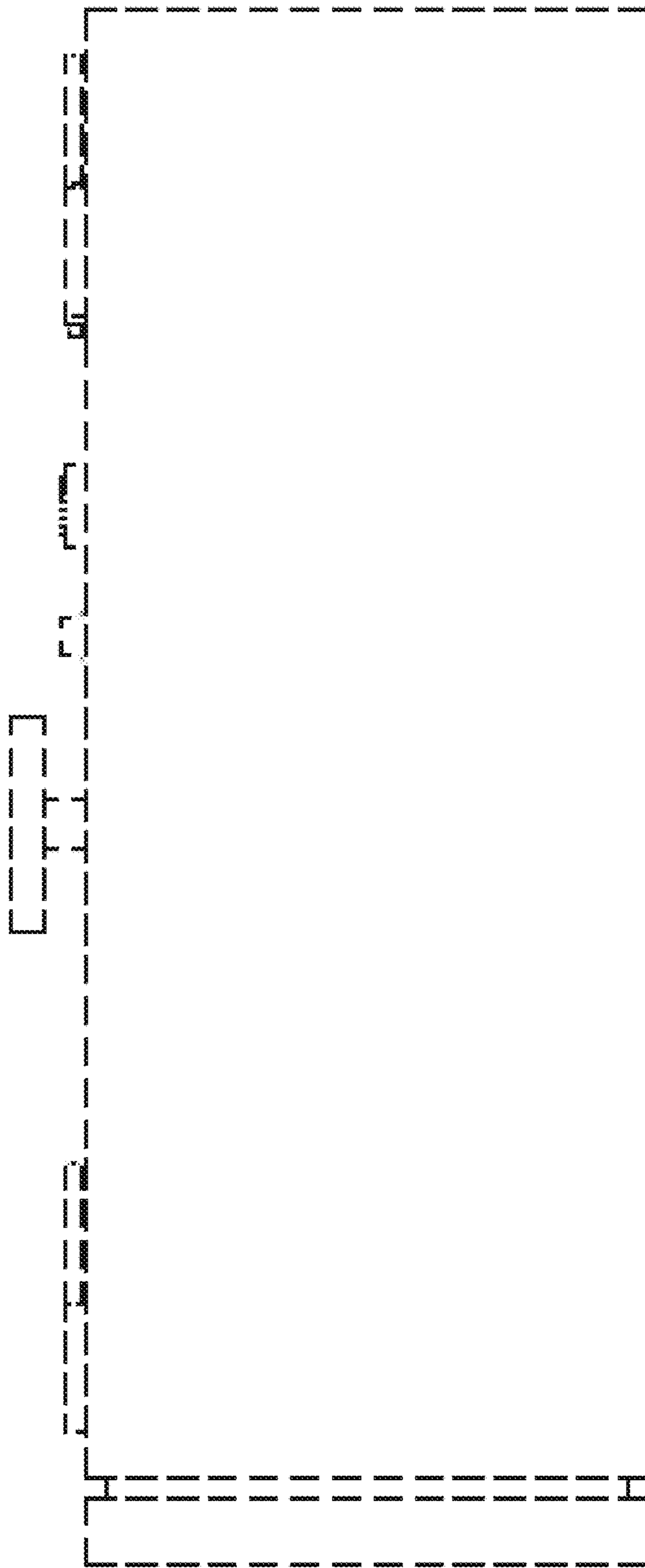


FIG. 4

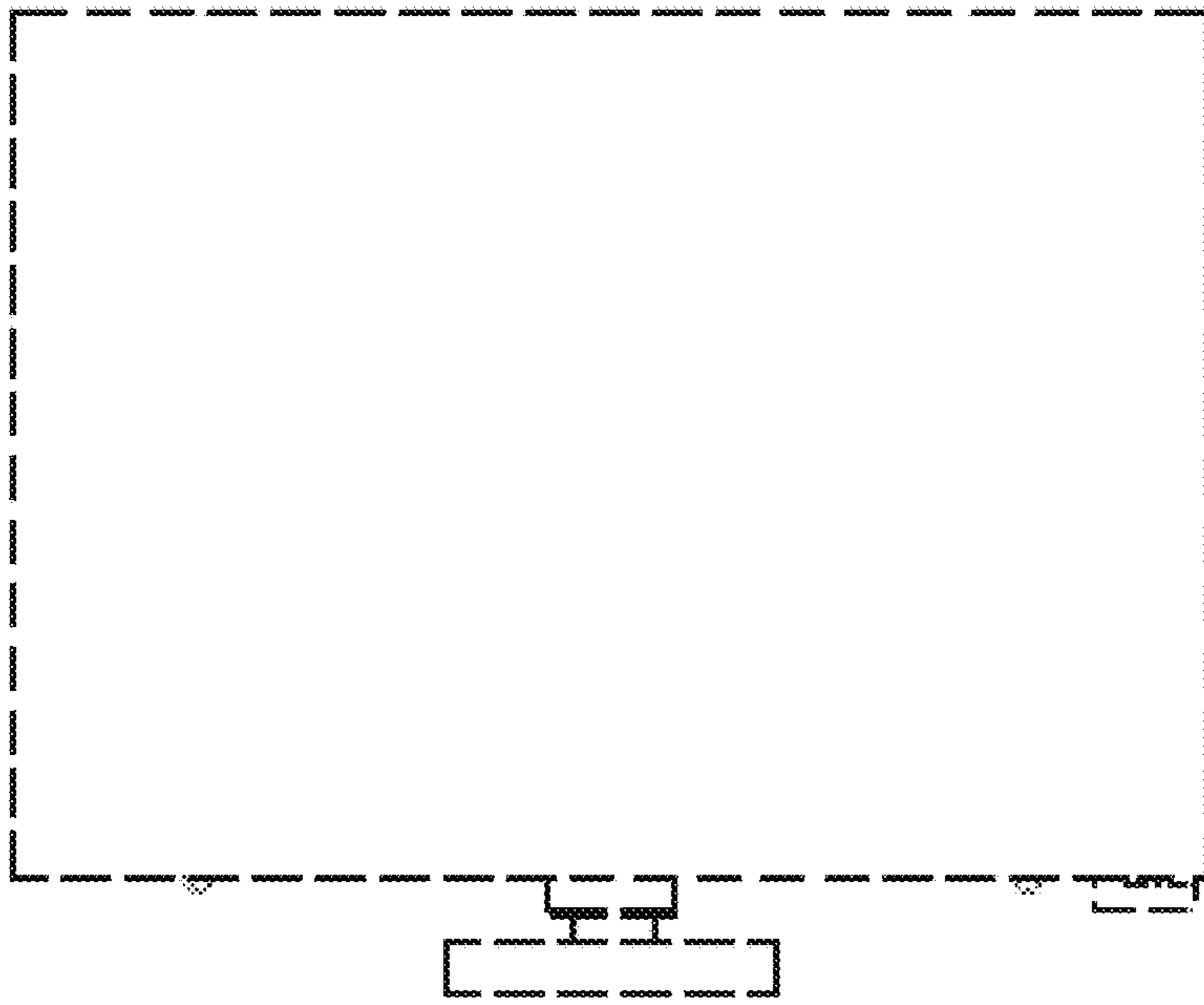


FIG. 5

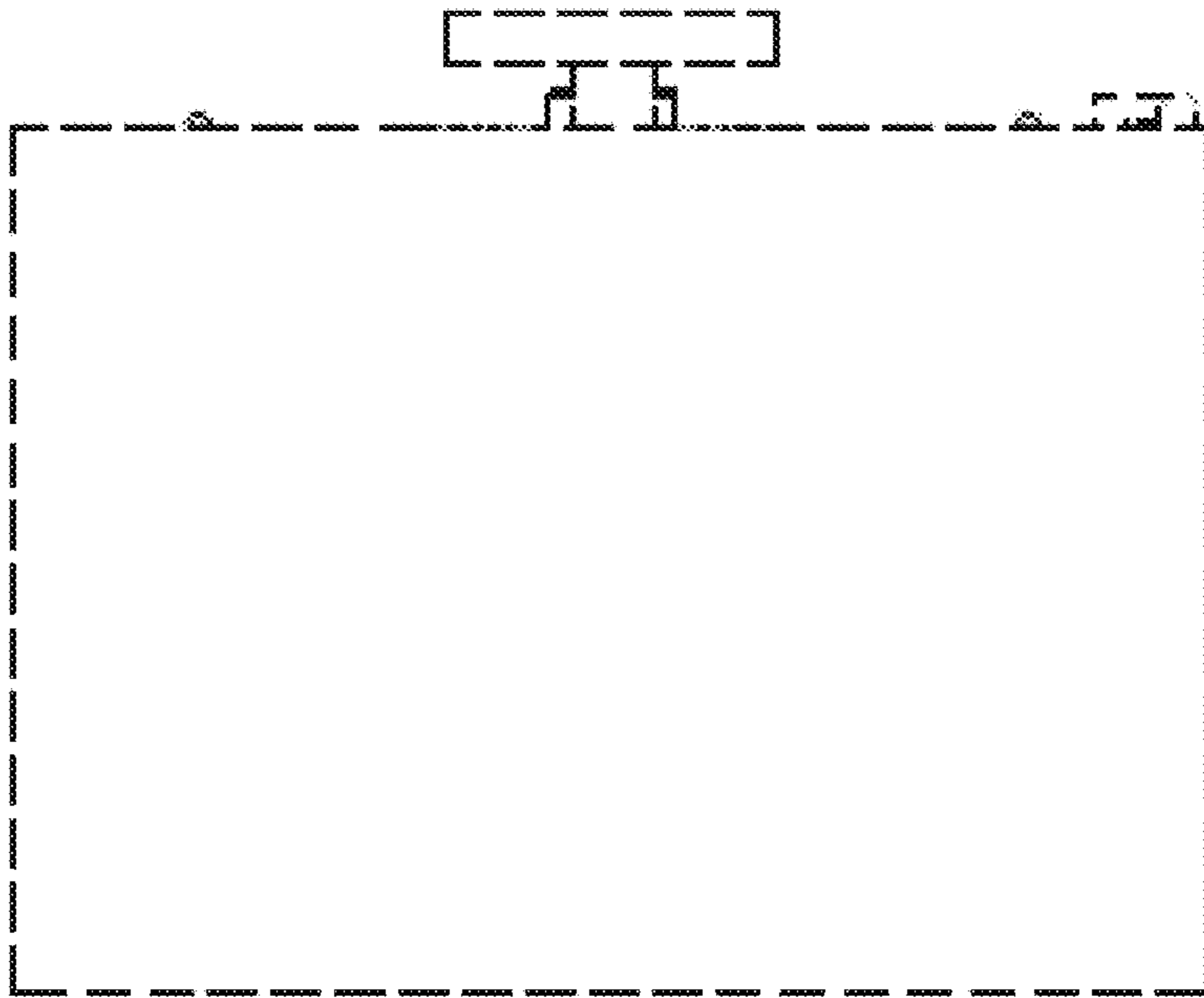


FIG. 6

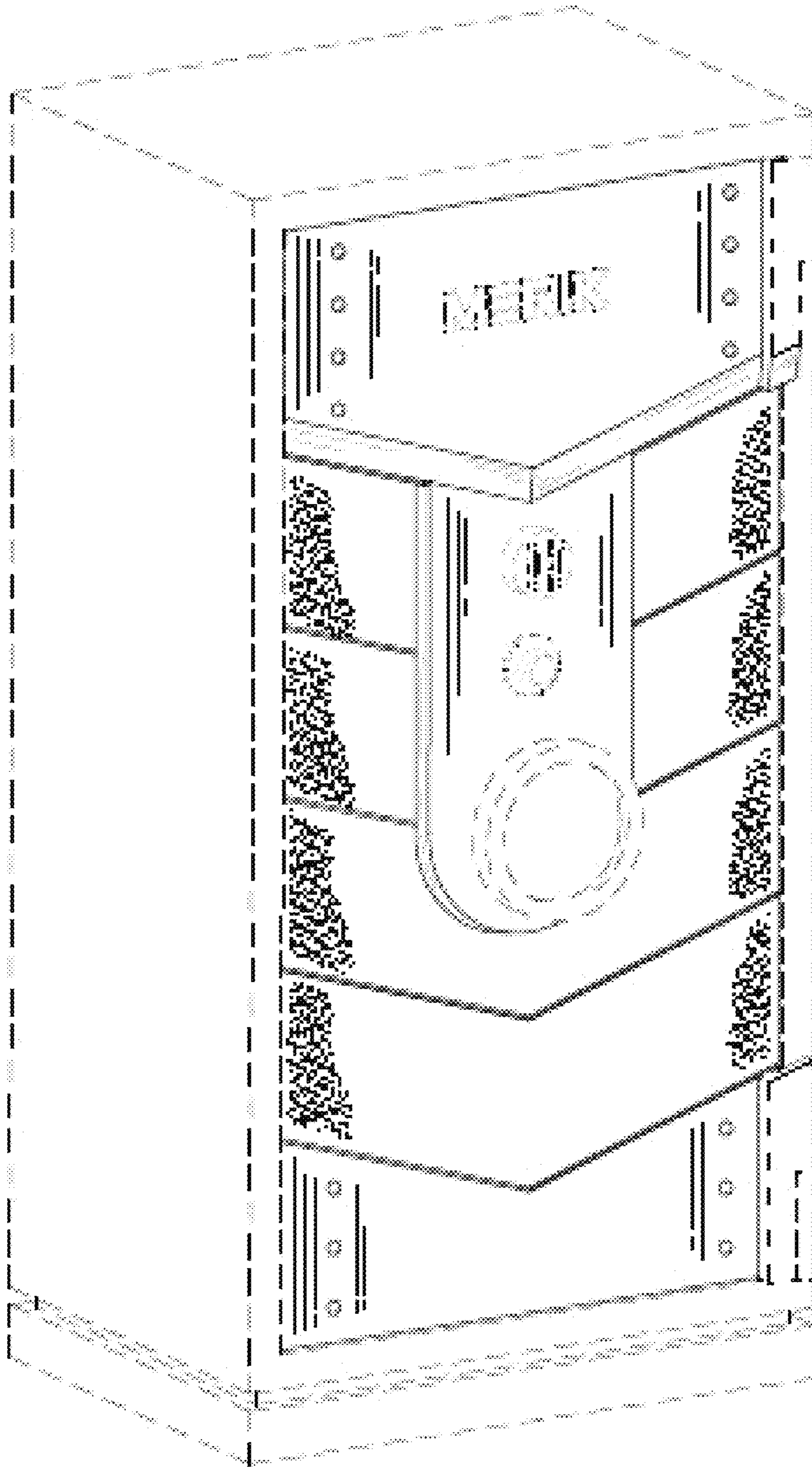


FIG. 7