



US00D894489S

(12) **United States Design Patent** (10) **Patent No.:** **US D894,489 S**
Baratelli et al. (45) **Date of Patent:** **** *Aug. 25, 2020**

(54) **HAIR TRIMMER**
(71) Applicant: **Reckitt Benckiser Health Limited**,
Slough (GB)
(72) Inventors: **Fulvia Baratelli**, Hull (GB); **Samuel Dawson**, Hull (GB); **Jesse John Horne**,
Warwick (GB); **Emma Raines**, Hull
(GB); **David Sanders**, Warwick (GB)
(73) Assignee: **RECKITT BENCKISER HEALTH LIMITED**, Slough (GB)
(*) Notice: This patent is subject to a terminal disclaimer.

D620,644 S * 7/2010 Lau D28/54
D634,067 S * 3/2011 Stowers D28/53
D634,068 S * 3/2011 Stowers D28/53
D748,859 S * 2/2016 Boulanger D28/53
D758,663 S * 6/2016 Van Maanen D28/51
D776,877 S * 1/2017 Zadro D28/50
D799,752 S * 10/2017 Mori D28/53
D831,274 S * 10/2018 Gamble D28/53
10,213,929 B2 * 2/2019 Lau B26B 19/06
D857,298 S * 8/2019 De D28/53
D873,489 S * 1/2020 Zhou D28/50
D880,769 S * 4/2020 Dawson D28/54
D880,770 S * 4/2020 Dawson D28/54
D881,469 S * 4/2020 Dawson D28/53
2005/0262696 A1 * 12/2005 Ouchi B26B 19/063
30/50

(Continued)

(**) Term: **15 Years**

OTHER PUBLICATIONS

(21) Appl. No.: **29/687,449**

https://www.amazon.com/Philips-Norelco-Eyebrow-NT5175-49/dp/B00QYOSKH6/ref=sr_1_9?dchild=1&keywords=philips+norelco+nose+hair+groomer&qid=1588615427&s=beauty&sr=1-9 Philips Norelco Hair trimmer, 1 page, reviewed as early as Jan. 2016, www.amazon.com.*

(22) Filed: **Apr. 12, 2019**

(30) **Foreign Application Priority Data**

Oct. 17, 2018 (EM) 005800323-0006
(51) **LOC (12) Cl.** **28-03**
(52) **U.S. Cl.**
USPC **D28/53**
(58) **Field of Classification Search**
USPC D28/49-54
CPC B26B 19/00-08; B26B 19/10-107; B26B
19/12; B26B 19/14-148; B26B
19/26-265; B26B 19/38-3826; B26B
19/3853-386; B26B 19/3886; B26B
19/3833
See application file for complete search history.

Primary Examiner — Jennifer Rivard
(74) *Attorney, Agent, or Firm* — Troutman Pepper
Hamilton Sanders LLP; Ryan Schneider; Chris N. Davis

(57) **CLAIM**

The ornamental design for a hair trimmer, as shown and described.

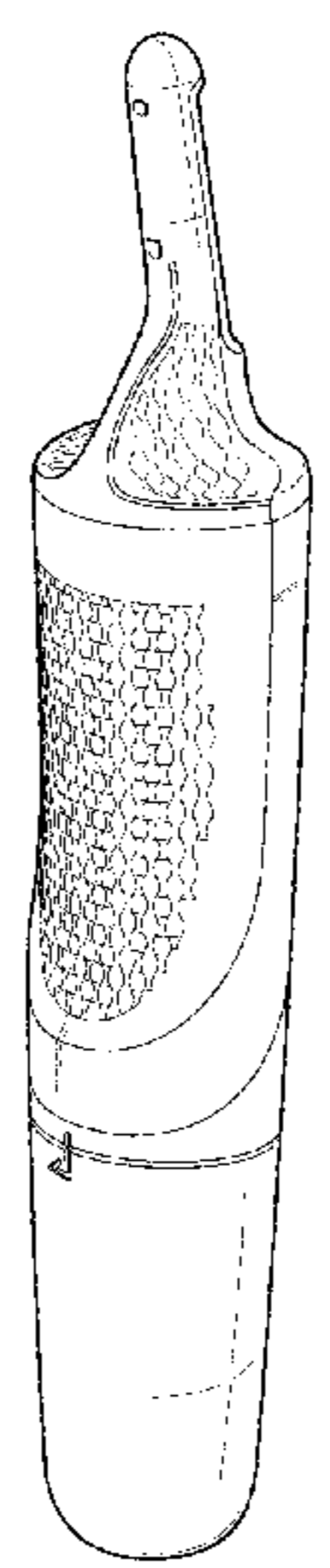
DESCRIPTION

FIG. 1 is a perspective view of our new design for a hair trimmer;
FIG. 2 is a front view thereof;
FIG. 3 is a left view thereof;
FIG. 4 is a rear view thereof;
FIG. 5 is a right view thereof;
FIG. 6 is a top view thereof; and,
FIG. 7 is a bottom view thereof.

(56) **References Cited**

U.S. PATENT DOCUMENTS
3,842,498 A * 10/1974 Mizobata B26B 19/02
30/43.92
D516,245 S * 2/2006 Ohta D28/49
D569,552 S * 5/2008 Marquez D28/53

1 Claim, 2 Drawing Sheets



(56)

References Cited

U.S. PATENT DOCUMENTS

2006/0143926 A1* 7/2006 Khubani B26B 19/06
30/53
2006/0156551 A1* 7/2006 Khubani B26B 19/3893
30/130
2011/0010942 A1* 1/2011 Lau B26B 19/148
30/29.5
2015/0251325 A1* 9/2015 Teteak B26B 19/386
30/228
2018/0194024 A1* 7/2018 Teteak B26B 19/3886
2020/0055206 A1* 2/2020 Teteak B26B 19/386

* cited by examiner

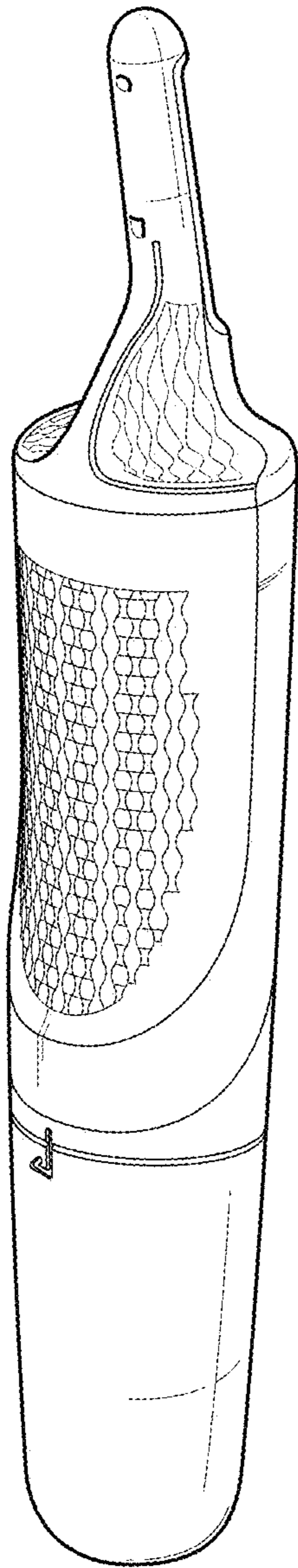


Fig. 1

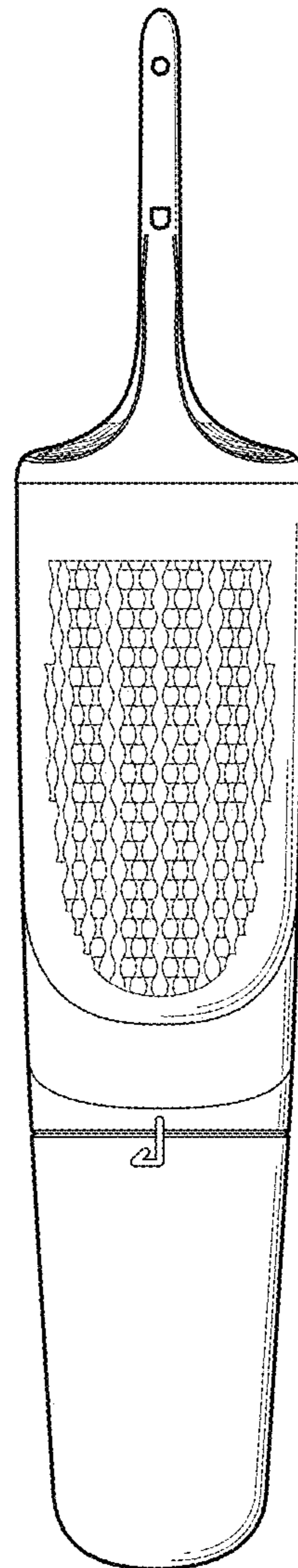


Fig. 2

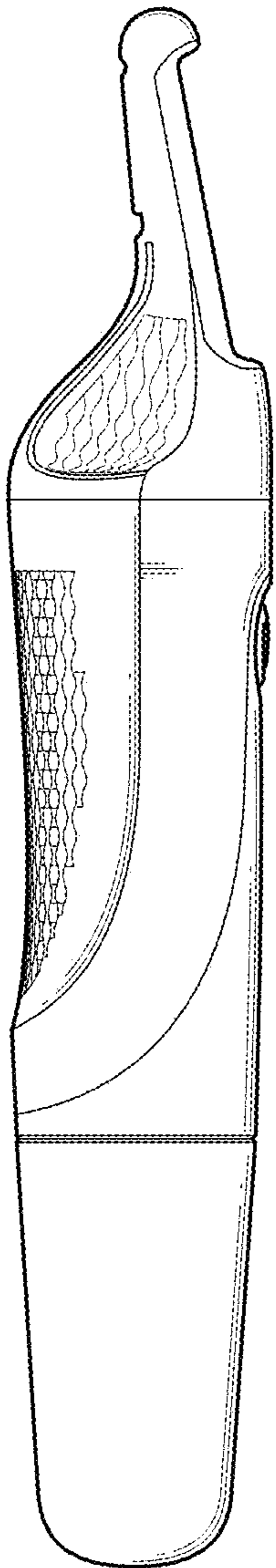


Fig. 3

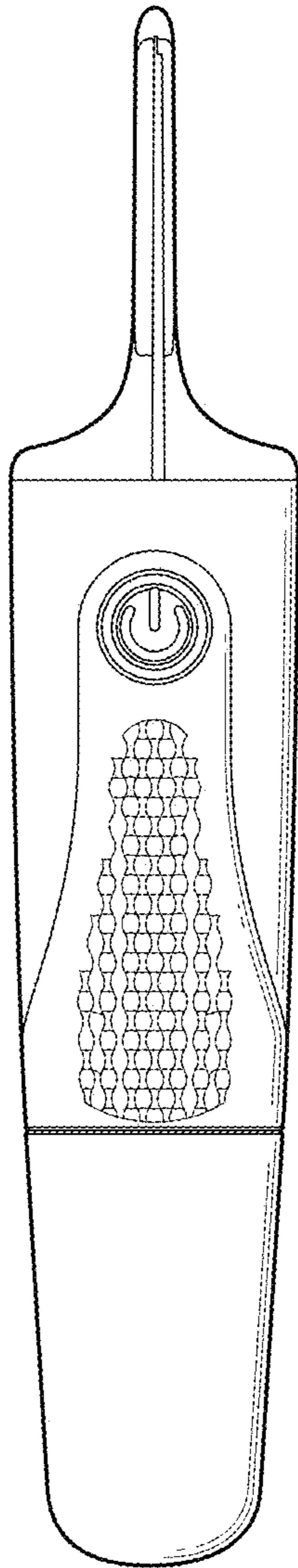


Fig. 4

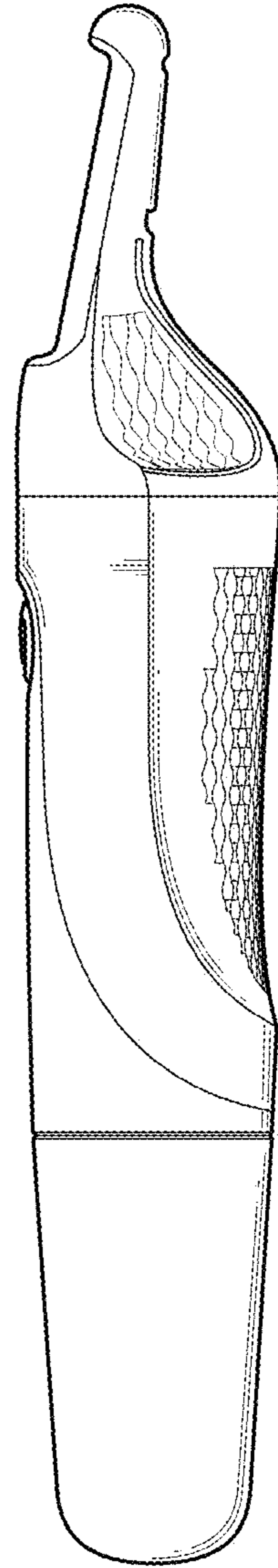


Fig. 5

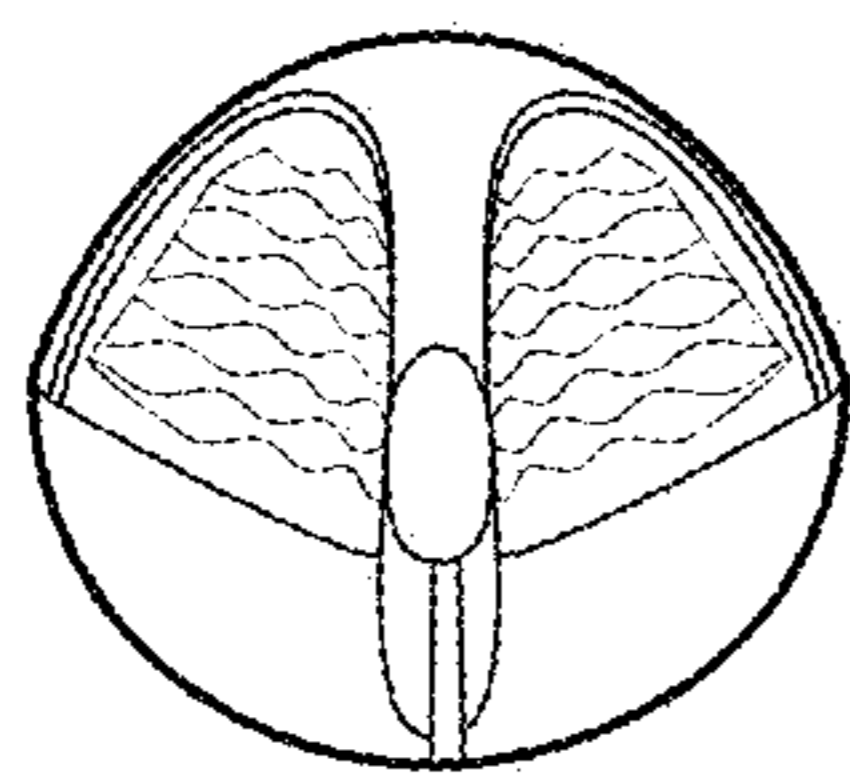


Fig. 6

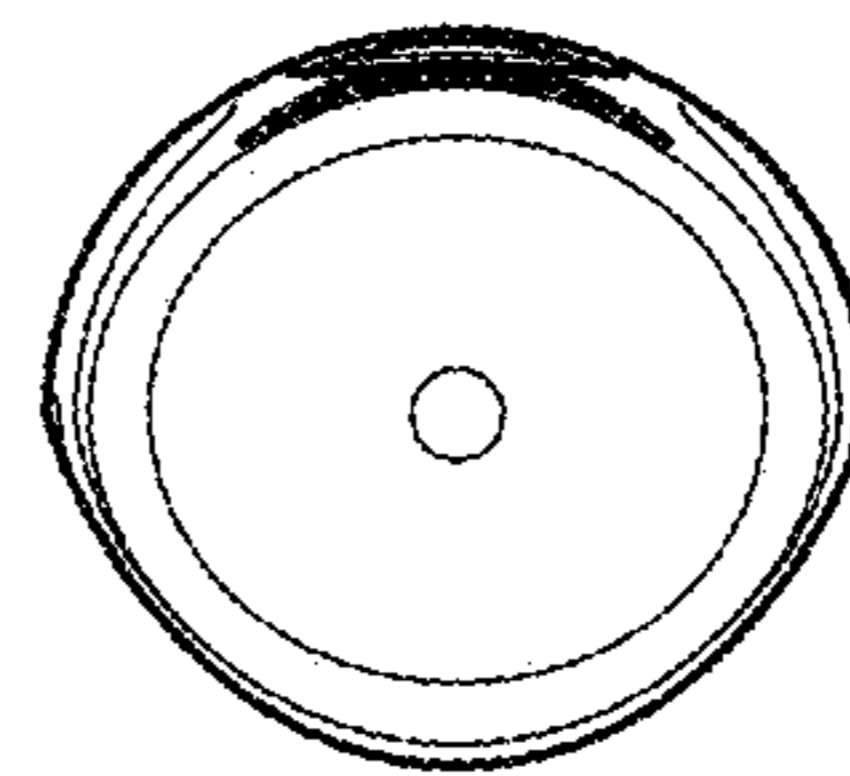


Fig. 7