



US00D894487S

(12) **United States Design Patent**
Glass et al.

(10) **Patent No.:** **US D894,487 S**

(45) **Date of Patent:** **** Aug. 25, 2020**

(54) **COMBINED HAIR CLIP, ELASTIC BAND,
AND ADHESIVE SKIN PAD**

(71) Applicants: **Tammy Glass**, Rogers, AR (US); **Misty Ozturk**, Fayetteville, AR (US)

(72) Inventors: **Tammy Glass**, Rogers, AR (US); **Misty Ozturk**, Fayetteville, AR (US)

(**) Term: **15 Years**

(21) Appl. No.: **29/656,378**

(22) Filed: **Jul. 12, 2018**

(51) **LOC (12) Cl.** **28-03**

(52) **U.S. Cl.**
USPC **D28/39**

(58) **Field of Classification Search**
USPC D28/10, 21, 25, 27, 32, 33, 34, 35, 39,
D28/40, 41, 42, 43
CPC A45D 6/045; A45D 8/00; A45D 8/002;
A45D 8/004; A45D 8/006; A45D 8/008;
A45D 8/02; A45D 8/06; A45D 8/08;
A45D 8/10; A45D 8/12; A45D 8/14;
A45D 8/16; A45D 8/18; A45D 8/20;
A45D 8/22; A45D 8/24; A45D 8/26;
A45D 8/28; A45D 8/30; A45D 8/32

See application file for complete search history.

(56) **References Cited**

U.S. PATENT DOCUMENTS

- 6,003,522 A * 12/1999 Schach A45D 8/38
132/279
- D630,801 S * 1/2011 Umezu D28/39
- D669,632 S * 10/2012 Baird D28/39
- D704,892 S * 5/2014 Haan D28/93

- D721,849 S * 1/2015 Monroe A44C 15/006
D28/39
- 9,010,341 B1 * 4/2015 Lee A41G 5/0073
132/201
- D771,311 S * 11/2016 Jung D28/40
- D854,246 S * 7/2019 Toba D28/39
- 2007/0157941 A1 * 7/2007 Awad A41G 5/0006
132/53
- 2008/0006288 A1 * 1/2008 Graham A45D 8/24
132/275
- 2011/0088429 A1 * 4/2011 Carter A44C 11/002
63/43
- 2017/0112213 A1 * 4/2017 Lee A41G 5/0073
- 2018/0077986 A1 * 3/2018 Suh A41G 3/0033
- 2019/0021466 A1 * 1/2019 Earhart A45D 8/30

* cited by examiner

Primary Examiner — Barbara Fox

Assistant Examiner — Messina L Smith

(74) *Attorney, Agent, or Firm* — Keisling & Pieper PLC;
David B. Pieper

(57) **CLAIM**

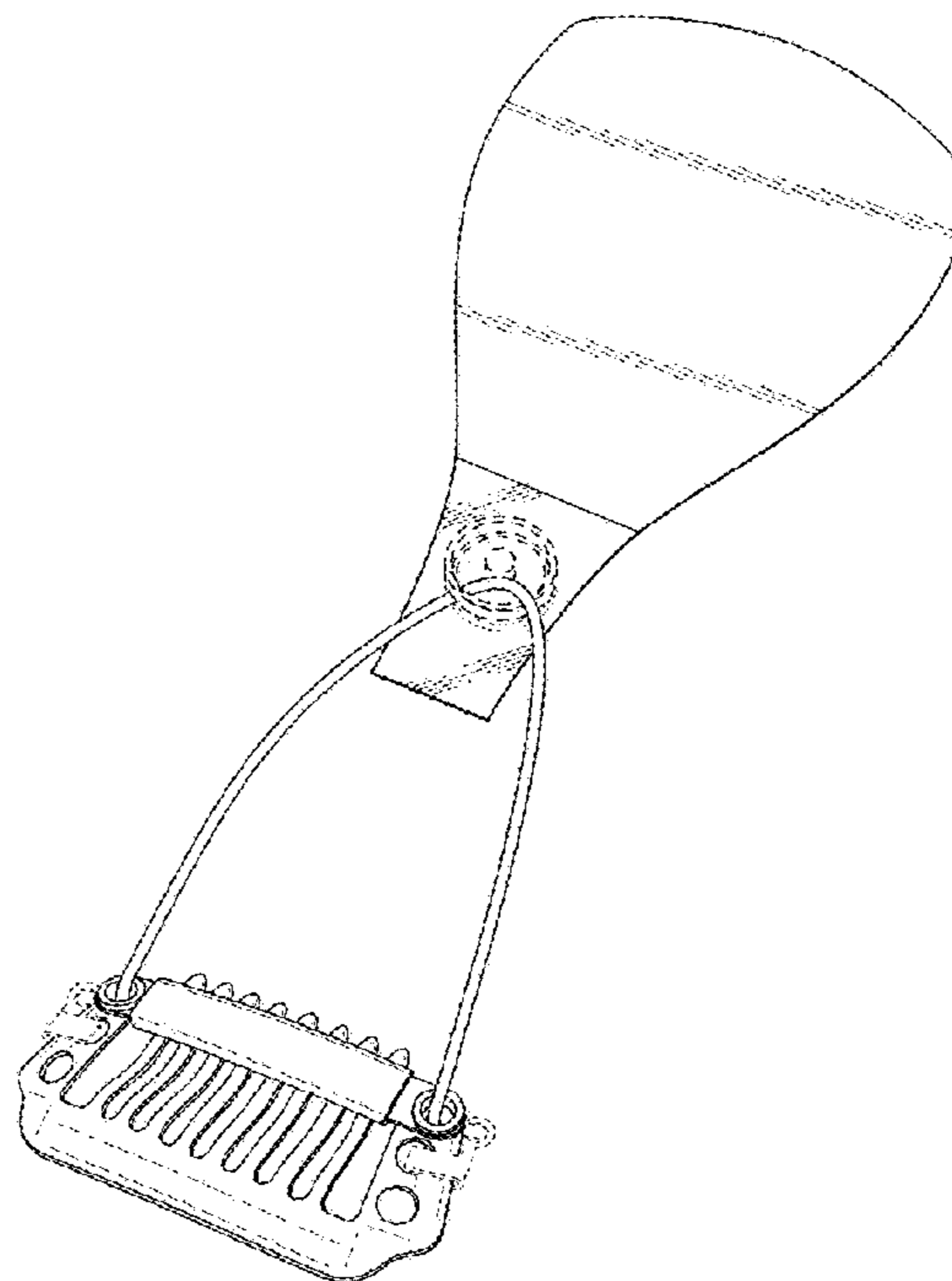
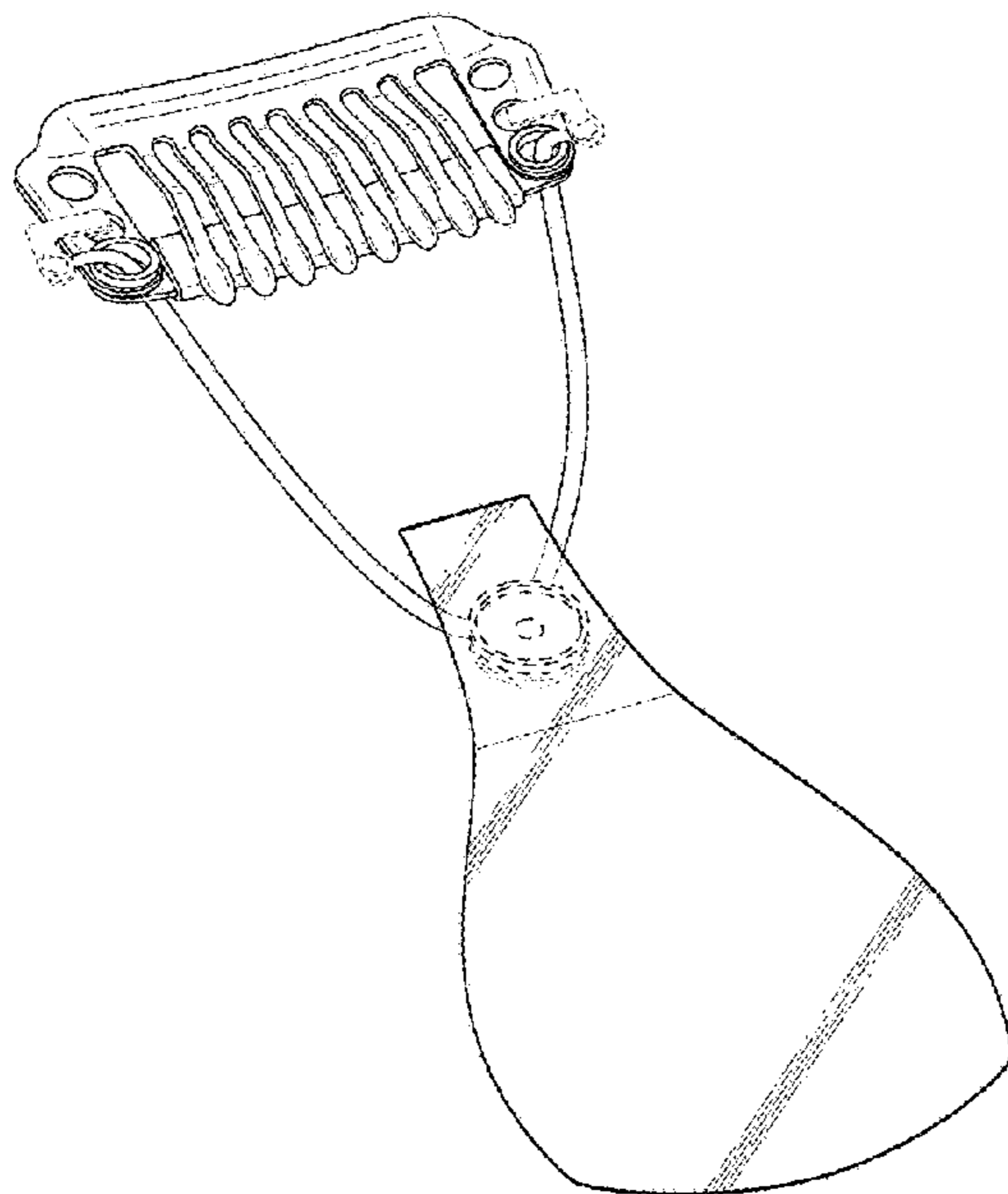
The ornamental design for a combined hair clip, elastic band, and adhesive skin pad, as shown and described.

DESCRIPTION

FIG. 1 is a perspective view of a combined hair clip, elastic band, and adhesive skin pad showing my new design; FIG. 2 is another perspective view of the combined hair clip, elastic band, and adhesive skin pad; FIG. 3 is a top view thereof; and, FIG. 4 is a bottom view thereof.

The broken lines in the drawings depict portions of the combined hair clip, elastic band, and adhesive skin pad that form no part of the claimed design.

1 Claim, 4 Drawing Sheets



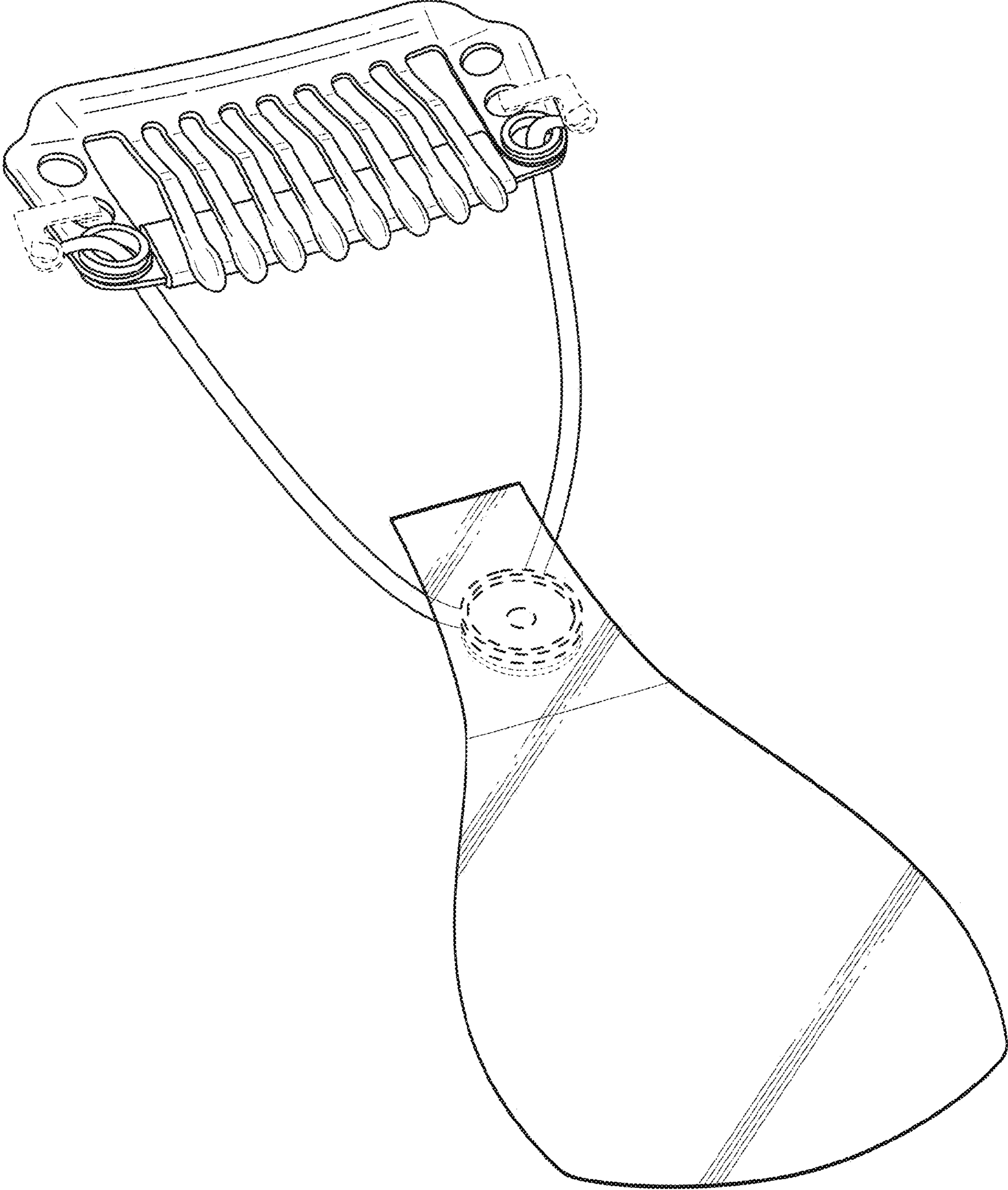


FIG. 1

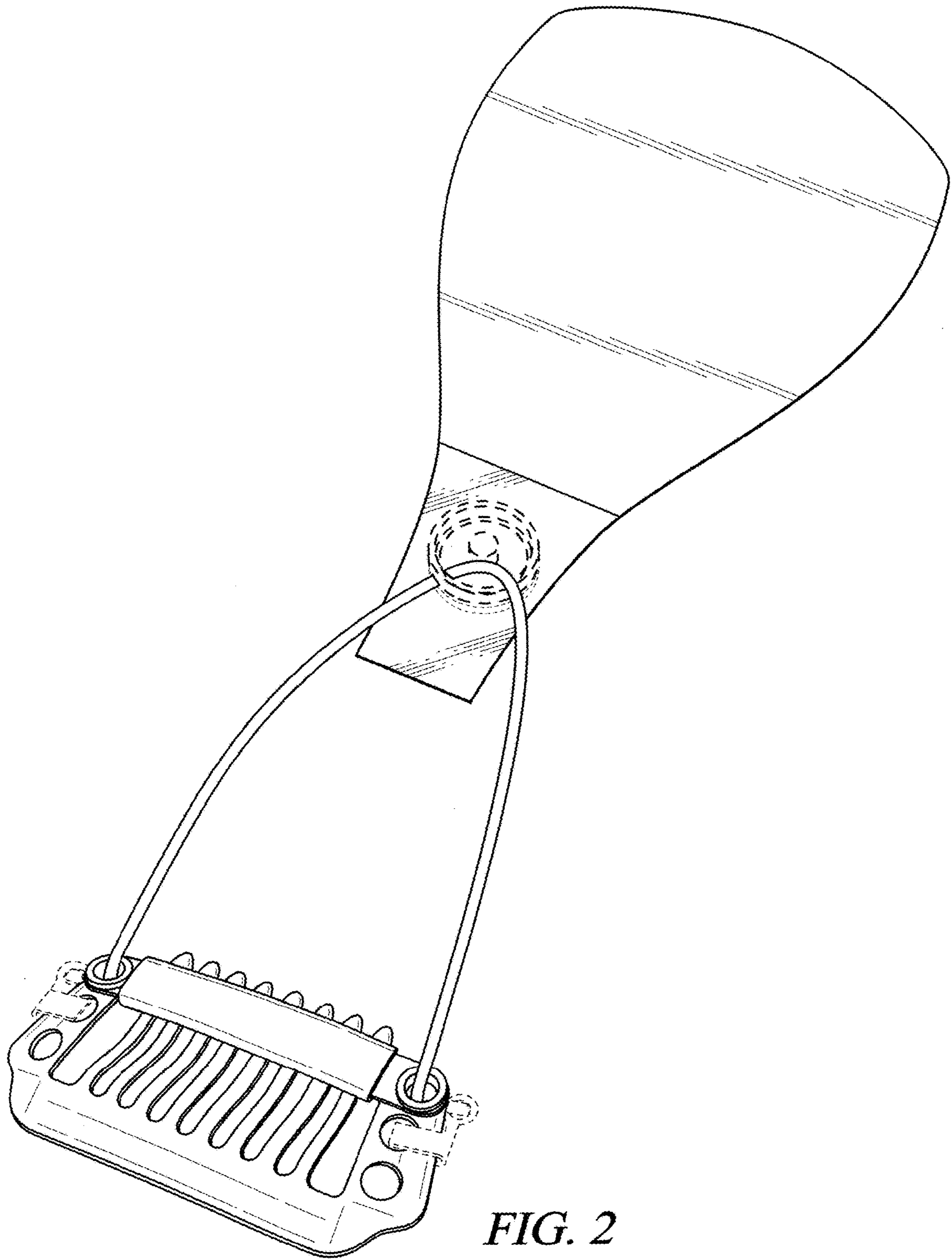


FIG. 2

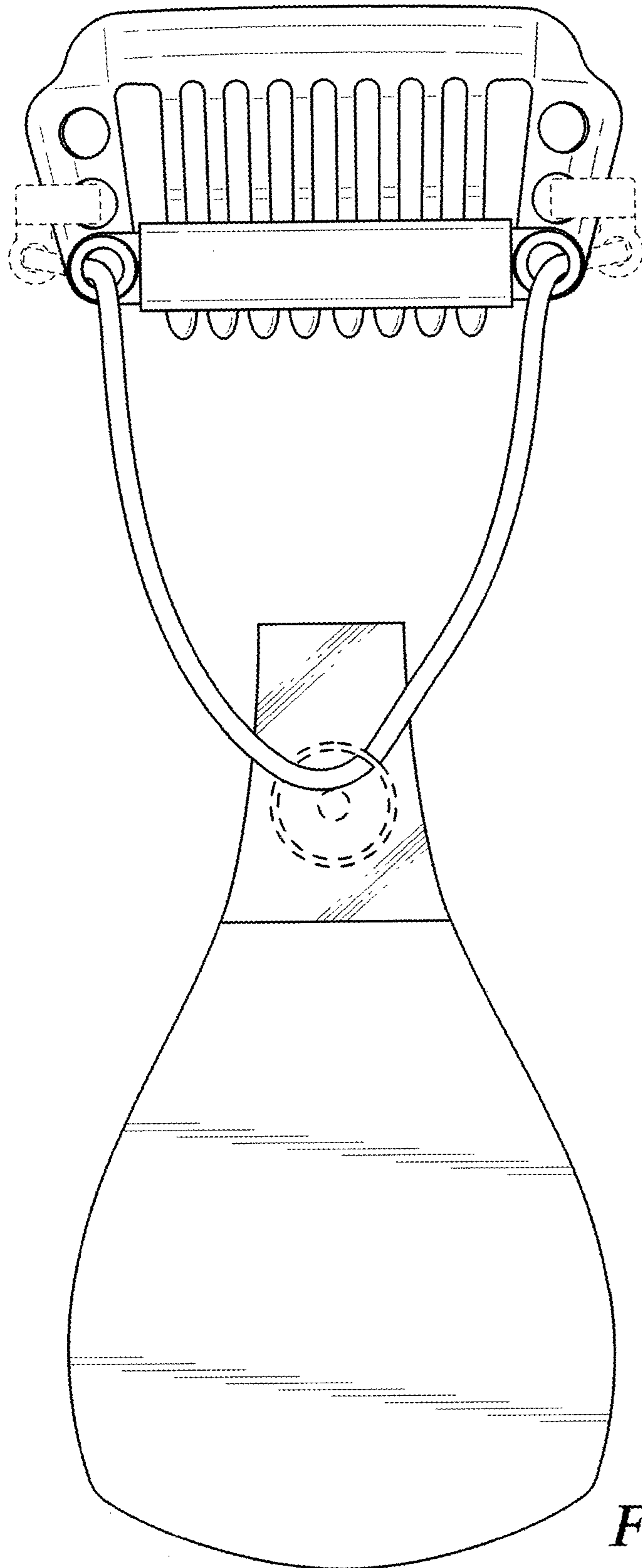


FIG. 3

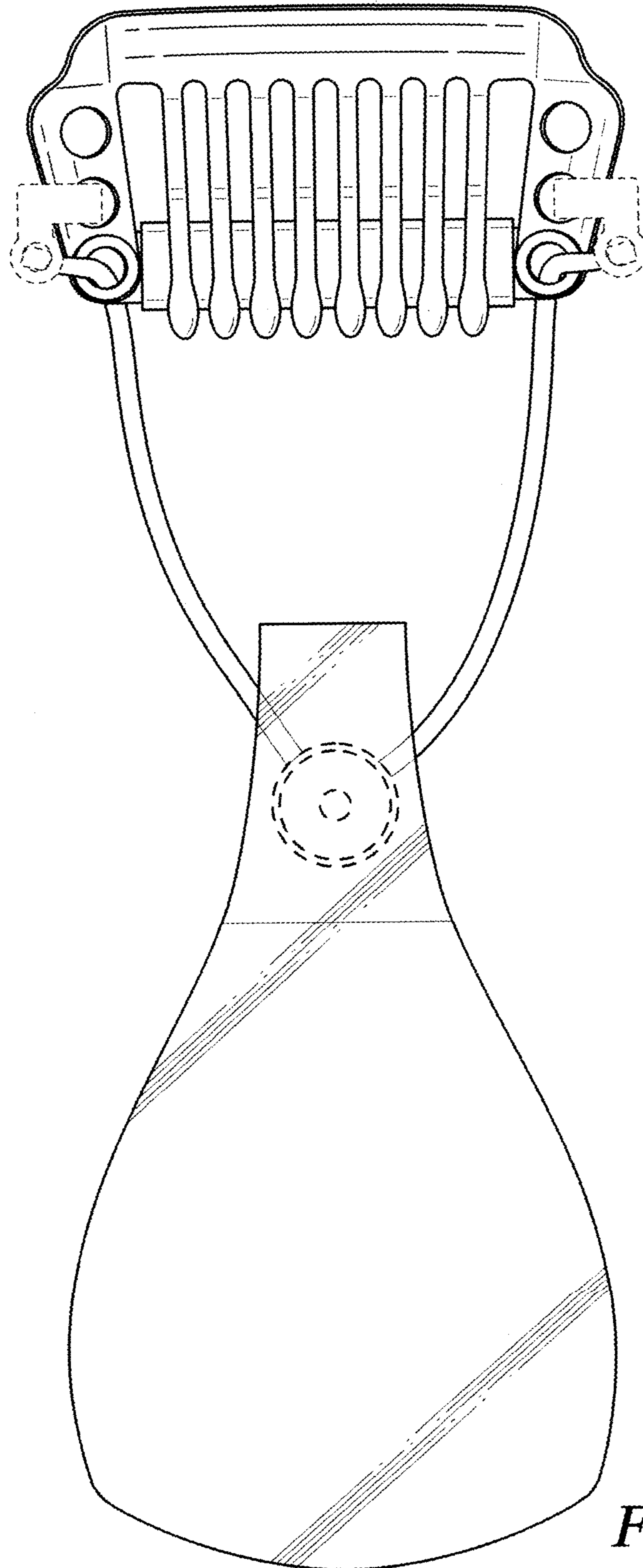


FIG. 4