



US00D894478S

(12) **United States Design Patent**  
**Fornarelli**

(10) **Patent No.:** **US D894,478 S**

(45) **Date of Patent:** **\*\* Aug. 25, 2020**

(54) **VAPORIZER**

(71) Applicant: **AVANZATO TECHNOLOGY CORP.**,  
Chicago, IL (US)

(72) Inventor: **Thomas Fornarelli**, Chicago, IL (US)

(73) Assignee: **14TH ROUND INC.**, Los Angeles, CA  
(US)

(\*\*) Term: **15 Years**

(21) Appl. No.: **29/662,732**

(22) Filed: **Sep. 7, 2018**

(51) **LOC (12) Cl.** ..... **27-02**

(52) **U.S. Cl.**  
USPC ..... **D27/162**

(58) **Field of Classification Search**  
USPC ..... D27/162, 100, 101, 163–165, 172, 174,  
D27/183, 185–194; D24/110, 110.5;  
128/202.21, 203.12; 131/273, 274, 270,  
131/191, 328, 329, 330, 360–365  
CPC .... A24F 47/002; A24F 47/006; A24F 47/008;  
A61M 15/00; A61M 15/06  
See application file for complete search history.

(56) **References Cited**

**U.S. PATENT DOCUMENTS**

D720,094 S	*	12/2014	Alima	.....	D27/101
D720,095 S	*	12/2014	Alima	.....	D27/101
D720,496 S	*	12/2014	Alima	.....	D27/101
D779,722 S	*	2/2017	Volodarsky	.....	D27/162
D790,122 S	*	6/2017	Hawes	.....	D27/101

(Continued)

**OTHER PUBLICATIONS**

<https://www.todaybeast.com/study-claims-e-cigs-may-reverse-decades-of-progress> (Sep. 19, 2018).\*

*Primary Examiner* — Marissa J Cash  
*Assistant Examiner* — Rebecca Tsehaye

(74) *Attorney, Agent, or Firm* — Flener IP & Business  
Law; Zareefa B. Flener; Ayhan E. Mertogul


(57) **CLAIM**

The ornamental design for a vaporizer, as shown and described.

**DESCRIPTION**

FIG. 1 is a top perspective view of a first embodiment of a vaporizer, in accordance with my new design;  
FIG. 2 is a bottom perspective view of the vaporizer assembly as shown in FIG. 1;  
FIG. 3 is a right side elevational view thereof;  
FIG. 4 is a left side elevational view thereof;  
FIG. 5 is a front elevational view thereof;  
FIG. 6 is a back elevational view thereof;  
FIG. 7 is a top plan view thereof;  
FIG. 8 is a bottom plan view thereof;  
FIG. 9 is a top perspective view of a second embodiment of a vaporizer showing my design;  
FIG. 10 is a bottom perspective view of the vaporizer as shown in FIG. 9;  
FIG. 11 is a right elevational view thereof;  
FIG. 12 is a left elevational view thereof;  
FIG. 13 is a front elevational view thereof;  
FIG. 14 is a back elevational view thereof;  
FIG. 15 is a top plan view thereof;  
FIG. 16 is a bottom plan view thereof;  
FIG. 17 is a top perspective view of a third embodiment of a vaporizer showing my new design;  
FIG. 18 is a bottom perspective view of the vaporizer as shown in FIG. 17;  
FIG. 19 is a right elevational view thereof;  
FIG. 20 is a left elevational view thereof;  
FIG. 21 is a front elevational view thereof;  
FIG. 22 is a back elevational view thereof;  
FIG. 23 is a top plan view thereof; and,  
FIG. 24 is a bottom plan view thereof.  
The broken lines in the drawings depict portions of the vaporizer that form no part of the claimed design.

**1 Claim, 9 Drawing Sheets**



(56)

**References Cited**

U.S. PATENT DOCUMENTS

D799,745	S	*	10/2017	Qiu	.....	D27/101
D802,839	S	*	11/2017	Scott	.....	D27/194
D805,684	S	*	12/2017	Thury	.....	D27/101
D806,941	S	*	1/2018	Hawes	.....	D27/101
D809,190	S	*	1/2018	Schuler	.....	D27/101
D814,103	S	*	3/2018	Levinson	.....	D27/101
D832,498	S	*	10/2018	Chen	.....	D27/101
D847,419	S	*	4/2019	Hawes	.....	D27/194
D849,317	S	*	5/2019	Qiu	.....	D27/162
10,357,063	B1	*	7/2019	Fornarelli		
D855,881	S	*	8/2019	Hawes	.....	D27/194
2019/0037928	A1	*	2/2019	Fornarelli	.....	A24F 47/008

\* cited by examiner




FIG. 1




FIG. 2




FIG. 3




FIG. 4




FIG. 5




FIG. 6

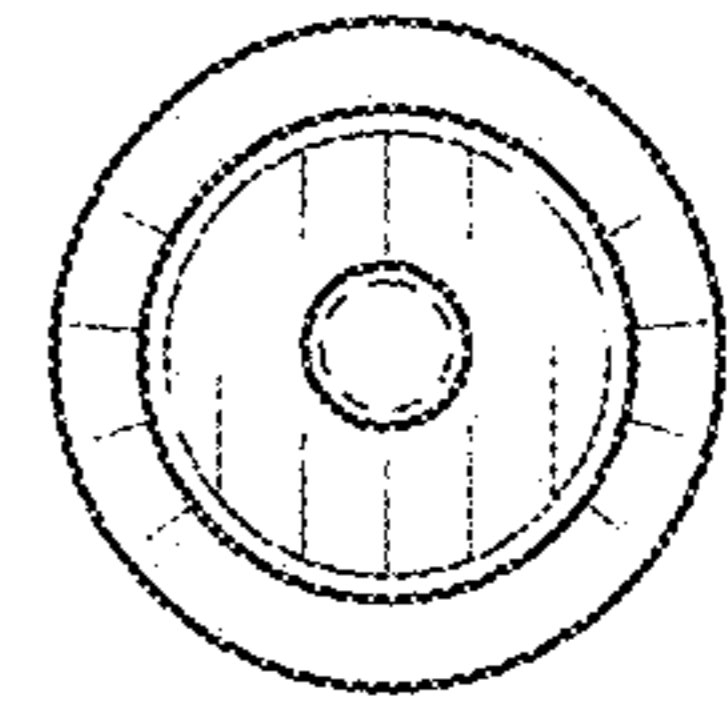


FIG. 7

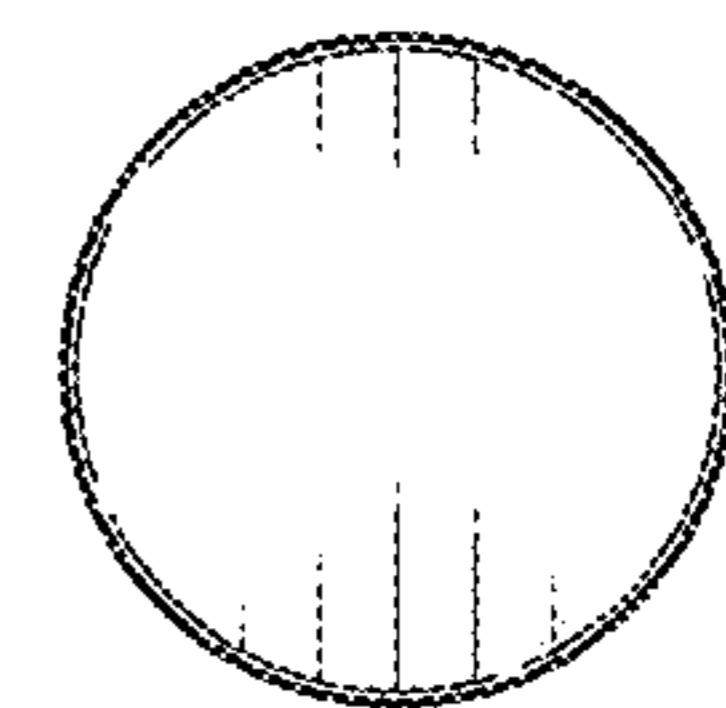


FIG. 8




FIG. 9




FIG. 10




FIG. 11




FIG. 12




FIG. 13




FIG. 14

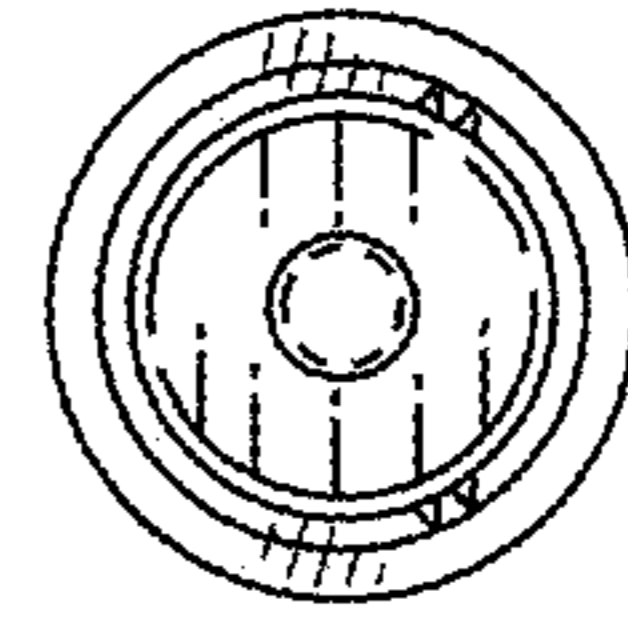


FIG. 15

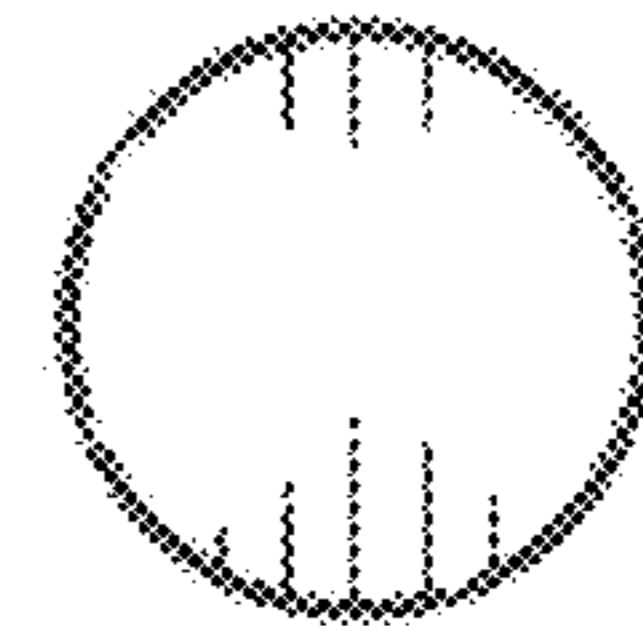


FIG. 16






FIG. 17




FIG. 18




FIG. 19




FIG. 20




FIG. 21




FIG. 22

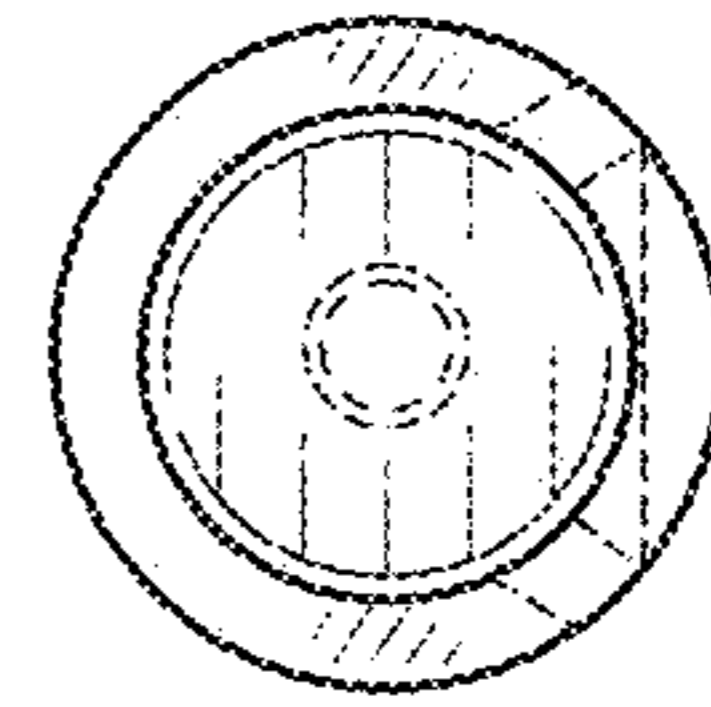


FIG. 23

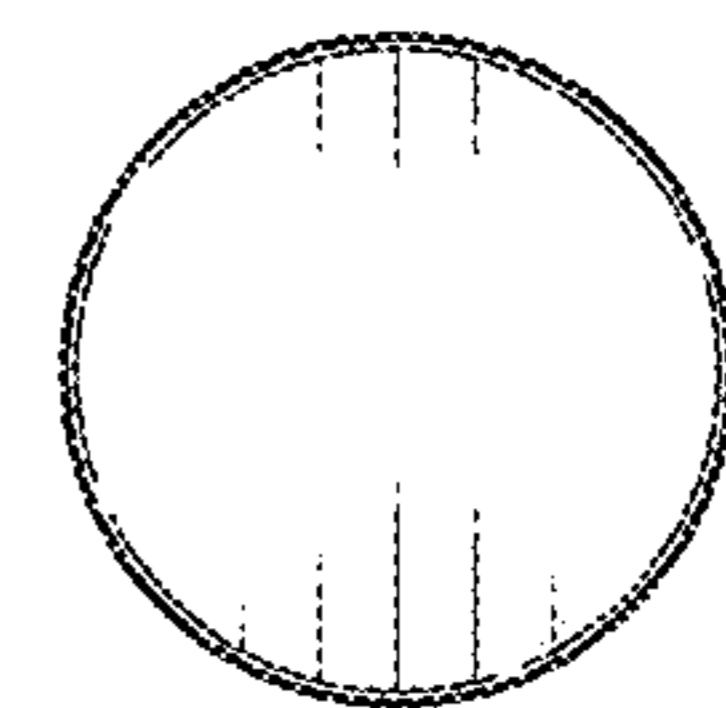


FIG. 24