

US00D894473S

(12) **United States Design Patent** (10) **Patent No.:** **US D894,473 S**
Amato et al. (45) **Date of Patent:** **** Aug. 25, 2020**

(54) **LIGHTING FIXTURE**

(71) Applicant: **The Urban Electric Company**, North Charleston, SC (US)

(72) Inventors: **Michael Amato**, London (GB); **David Dawson**, Charleston, SC (US); **Jonathan Charpia**, Summerville, SC (US); **Joeangel Casanova**, North Charleston, SC (US); **Christopher Roof**, Charleston, SC (US); **Brianna Magagnoli**, North Charleston, SC (US); **Janis Golubeckis**, Mount Pleasant, SC (US)

(73) Assignee: **The Urban Electric Company**, North Charleston, SC (US)

(**) Term: **15 Years**

(21) Appl. No.: **29/653,091**

(22) Filed: **Jun. 12, 2018**

(51) **LOC (12) Cl.** **26-05**

(52) **U.S. Cl.**
USPC **D26/138; D26/118**

(58) **Field of Classification Search**
USPC D26/72, 74, 76, 78-83, 85, 86, 88, 90, D26/93, 111, 113, 118, 119, 120, 121, D26/122, 138, 139, 140, 141, 142, 152
CPC F21S 2/00; F21S 4/00; F21S 4/003; F21S 4/005; F21S 4/006; F21S 4/007; F21S 4/008; F21S 6/00; F21S 8/00; F21S 8/024; F21S 8/026; F21S 8/031; F21S 8/033; F21S 8/035-037; F21S 8/04; F21S 8/043; F21S 8/063

See application file for complete search history.

(56) **References Cited**

U.S. PATENT DOCUMENTS

D596,783 S * 7/2009 Silver D26/90
D603,552 S * 11/2009 Kampe D26/88

D632,003 S * 2/2011 Jordan D26/88
D659,882 S * 5/2012 Sterling D26/83
D755,438 S * 5/2016 Kimmet D26/118
D762,915 S * 8/2016 Louden D26/138
D770,663 S * 11/2016 Nicholas D26/81
D789,597 S * 6/2017 Wallach D26/138
D800,927 S * 10/2017 Katterheinrich D26/1
D800,958 S * 10/2017 Sonneman D26/138
D805,238 S * 12/2017 Amato D26/88
D816,894 S * 5/2018 Amato et al.
D821,631 S * 6/2018 Gambrel D26/88
D825,092 S * 8/2018 Amato D26/88
D841,220 S * 2/2019 Chen D26/88
D845,537 S * 4/2019 Gambrel D26/88
D857,277 S * 8/2019 Amato D26/88
D861,952 S * 10/2019 Goorsenberg D26/81
D877,393 S * 3/2020 Yu D26/88

* cited by examiner

Primary Examiner — Natasha Vujcic
(74) *Attorney, Agent, or Firm* — Haynsworth Sinkler Boyd, P.A.

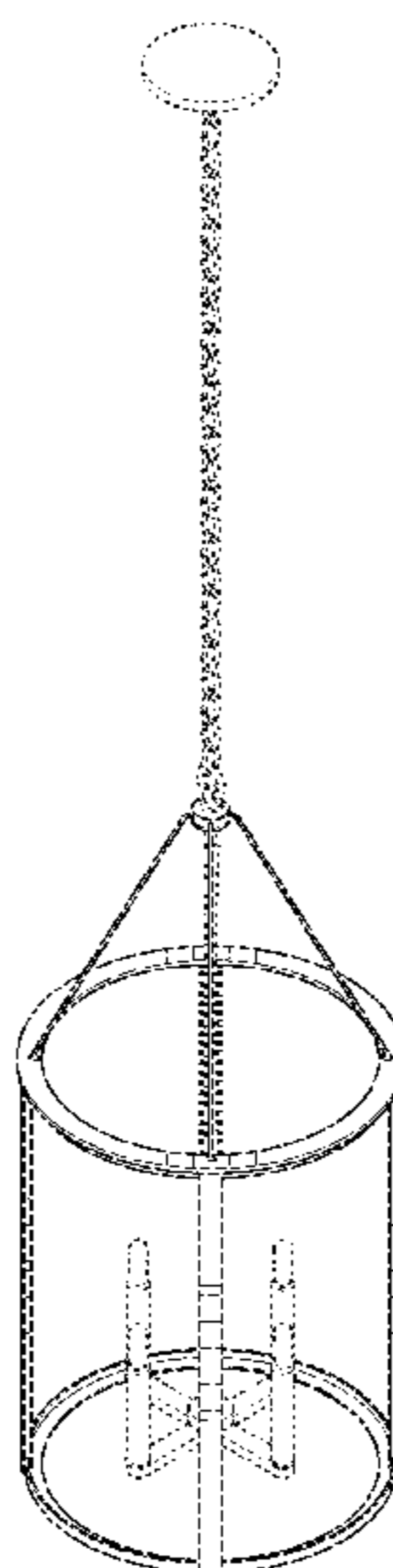
(57) **CLAIM**

The ornamental design for a lighting fixture, as shown and described.

DESCRIPTION

FIG. 1 is a top perspective view of a new lighting fixture; FIG. 2 is a front elevational view thereof; FIG. 3 is a back elevational view thereof; FIG. 4 is a left elevational view thereof; FIG. 5 is a right elevational view thereof; FIG. 6 is a top plan view thereof; FIG. 7 is a bottom plan view thereof; and, FIG. 8 is a bottom perspective view thereof. The broken line disclosures in the Figures represent portions of the lighting fixture which form no part of the claimed design.

1 Claim, 8 Drawing Sheets



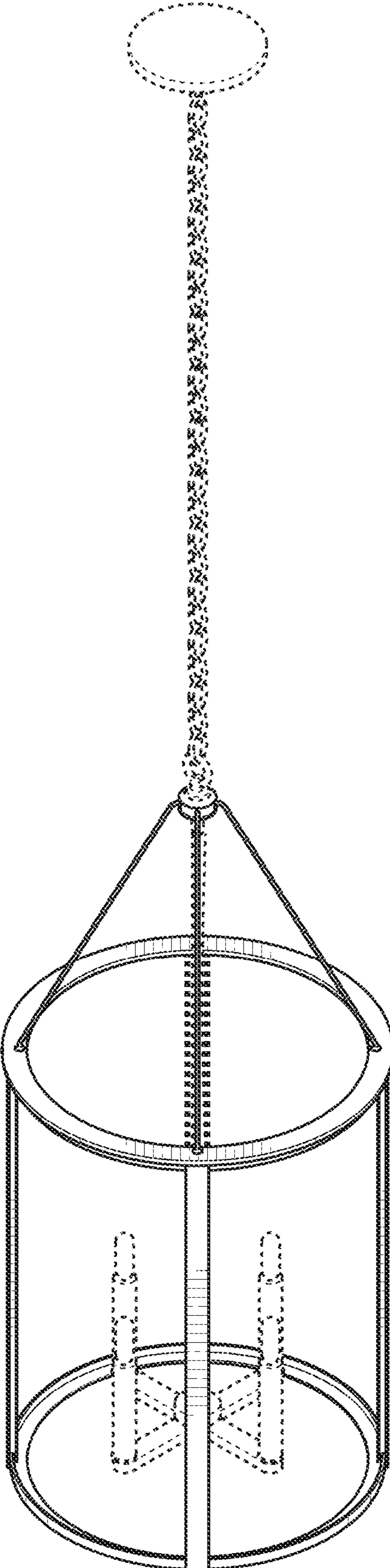


FIG. 1

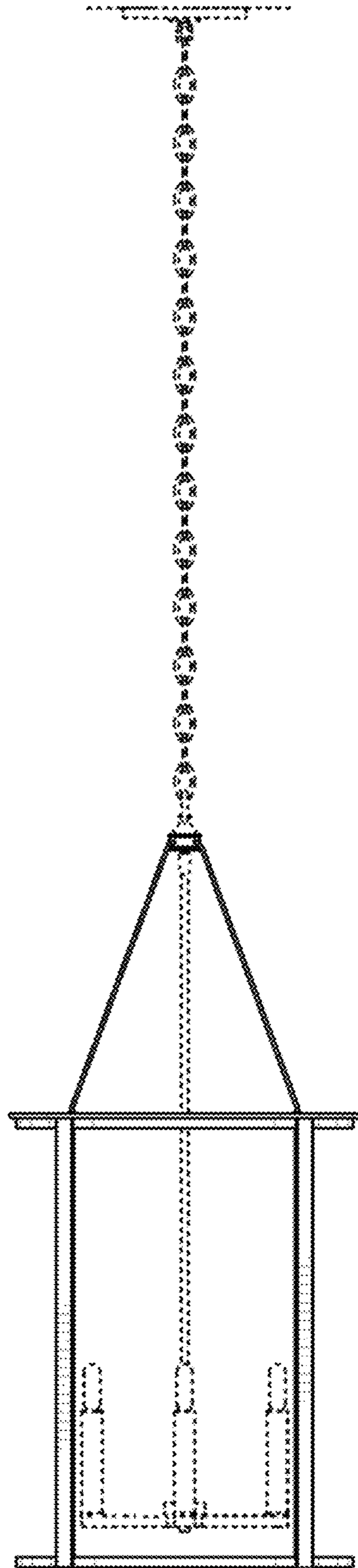


FIG. 2

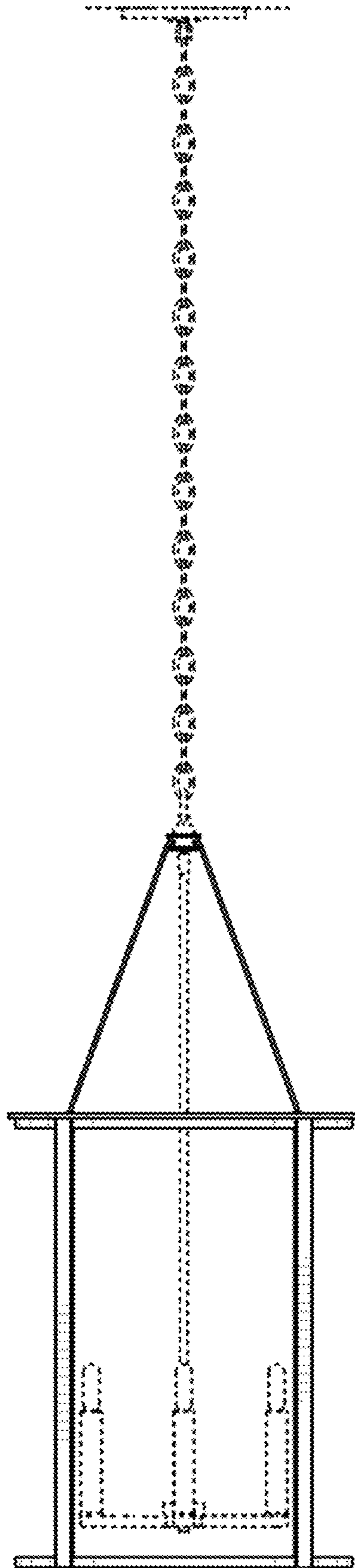


FIG. 3

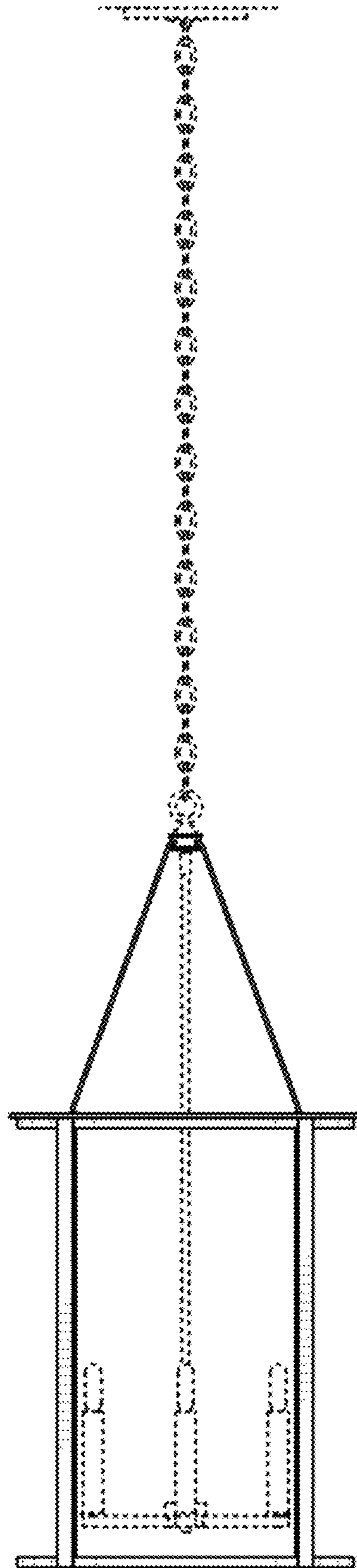


FIG. 4

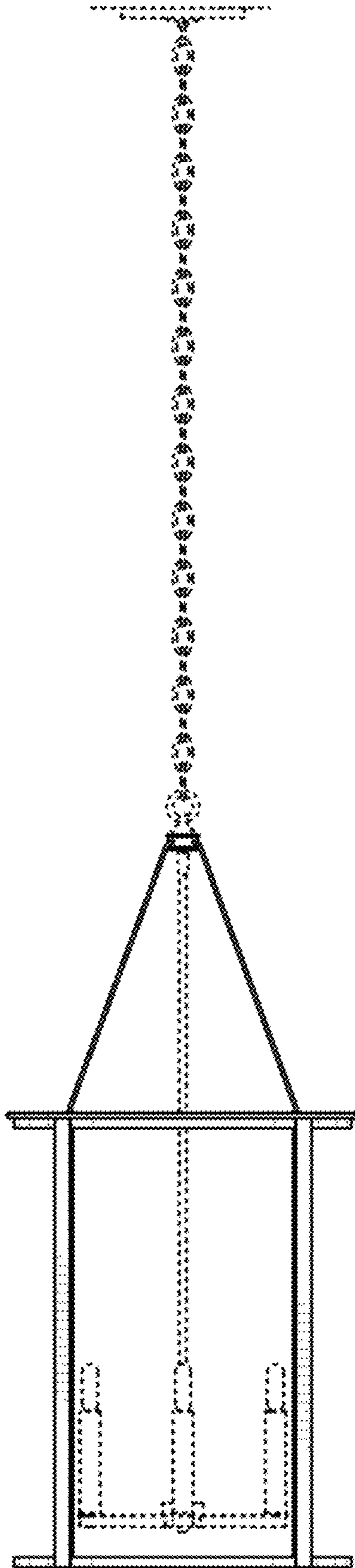


FIG. 5

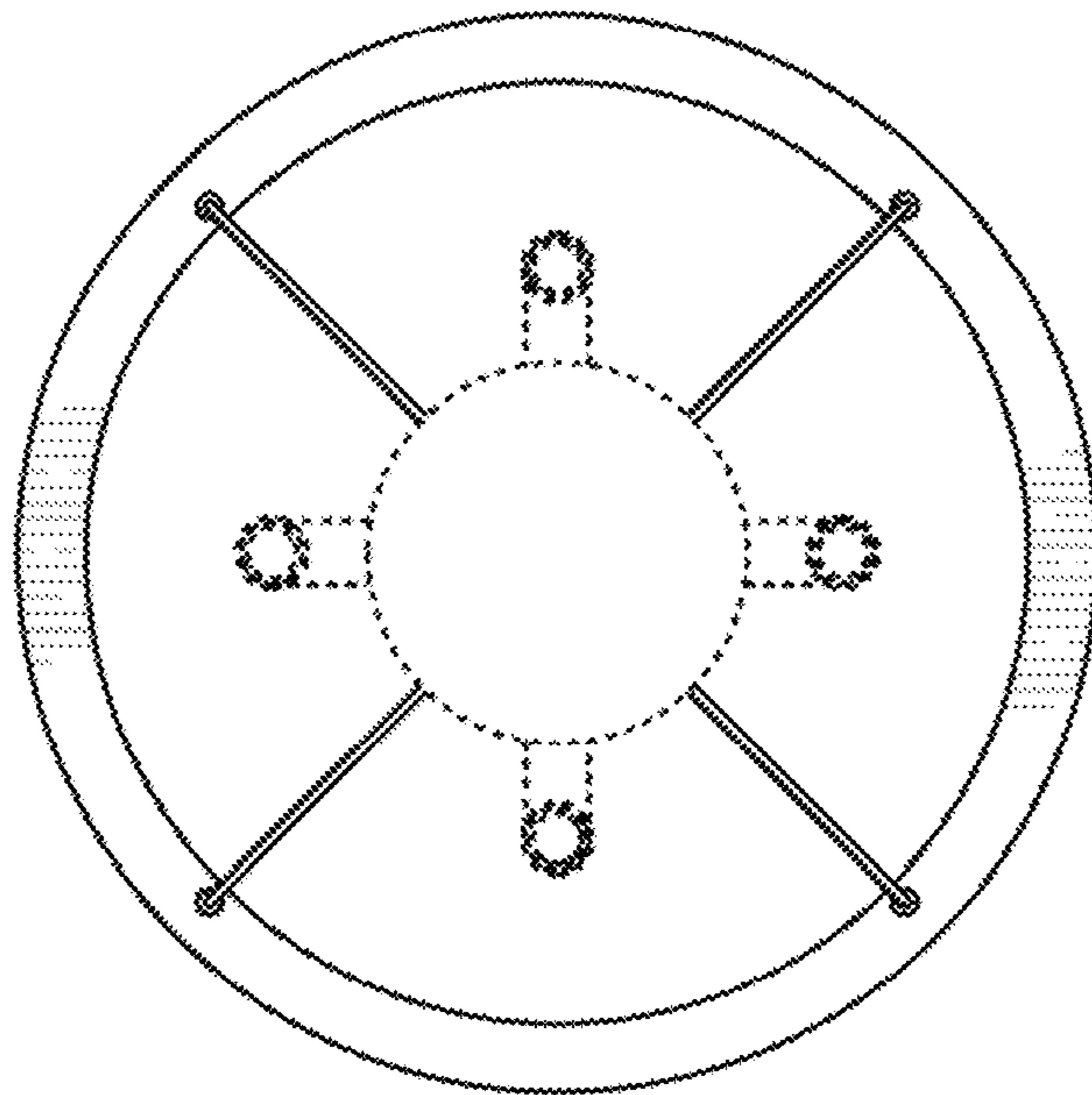


FIG. 6




FIG. 7

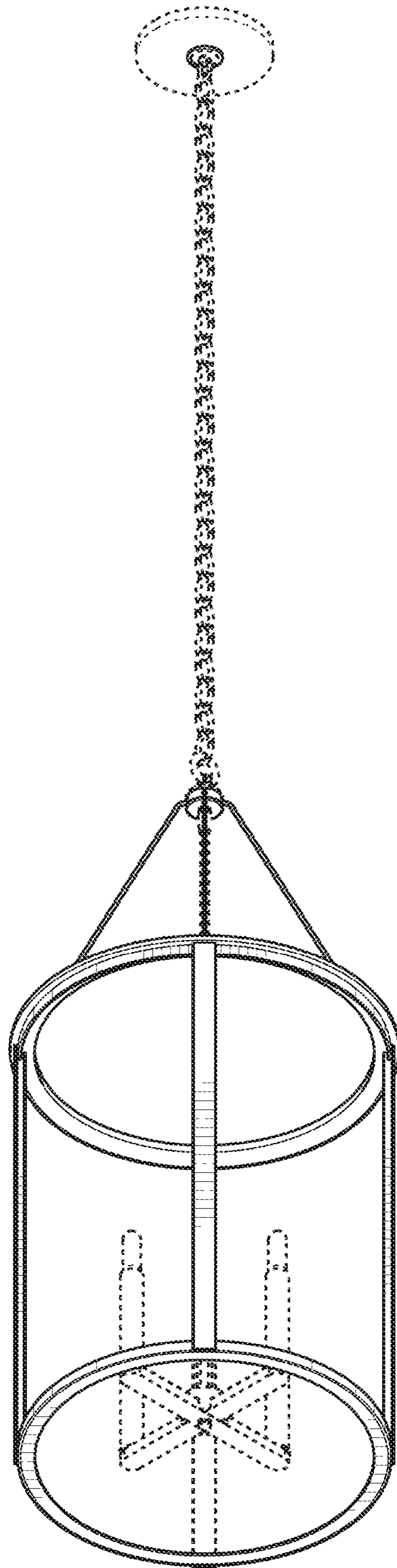


FIG. 8