



US00D894443S

(12) **United States Design Patent**
Sato et al.

(10) **Patent No.:** **US D894,443 S**

(45) **Date of Patent:** **** Aug. 25, 2020**

(54) **HEADLIGHT FOR A MOTOR VEHICLE**

(56) **References Cited**

(71) Applicant: **MAZDA MOTOR CORPORATION**,
Hiroshima (JP)

U.S. PATENT DOCUMENTS

(72) Inventors: **Tamami Sato**, Hiroshima (JP); **Masaki Hirata**, Hiroshima (JP); **Yasunori Kawano**, Hiroshima (JP)

D622,426 S *	8/2010	Song	D26/28
D638,962 S *	5/2011	Froehlich	D26/28
D774,220 S *	12/2016	Lim	D26/28
D808,551 S *	1/2018	Chi	D26/28
D812,268 S *	3/2018	Peterson	D26/28
D816,247 S *	4/2018	Wu	D26/28
D825,800 S *	8/2018	Peterson	D26/28

(73) Assignee: **MAZDA MOTOR CORPORATION**,
Hiroshima (JP)

* cited by examiner

(**) Term: **15 Years**

Primary Examiner — Marcus A Jackson

(21) Appl. No.: **29/691,248**

(74) *Attorney, Agent, or Firm* — Stuebaker & Brackett
PC

(22) Filed: **May 15, 2019**

(57) **CLAIM**

(30) **Foreign Application Priority Data**

The ornamental design for a headlight for a motor vehicle,
as shown and described.

Nov. 16, 2018 (JP) 2018-025040

(51) **LOC (12) Cl.** **26-06**

DESCRIPTION

(52) **U.S. Cl.**
USPC **D26/28**

FIG. 1 is a first perspective view of a headlight for a motor
vehicle;

(58) **Field of Classification Search**

USPC D26/28-36, 139

CPC F21S 48/00; F21S 48/10; F21S 48/115;

F21S 48/225; F21S 48/1233; F21S

48/1266; F21S 48/1388; F21S 48/2268;

F21V 21/04; F21V 29/004; B60Q 9/13;

B60Q 9/135; B60Q 9/1375

FIG. 2 is a second perspective view thereof;

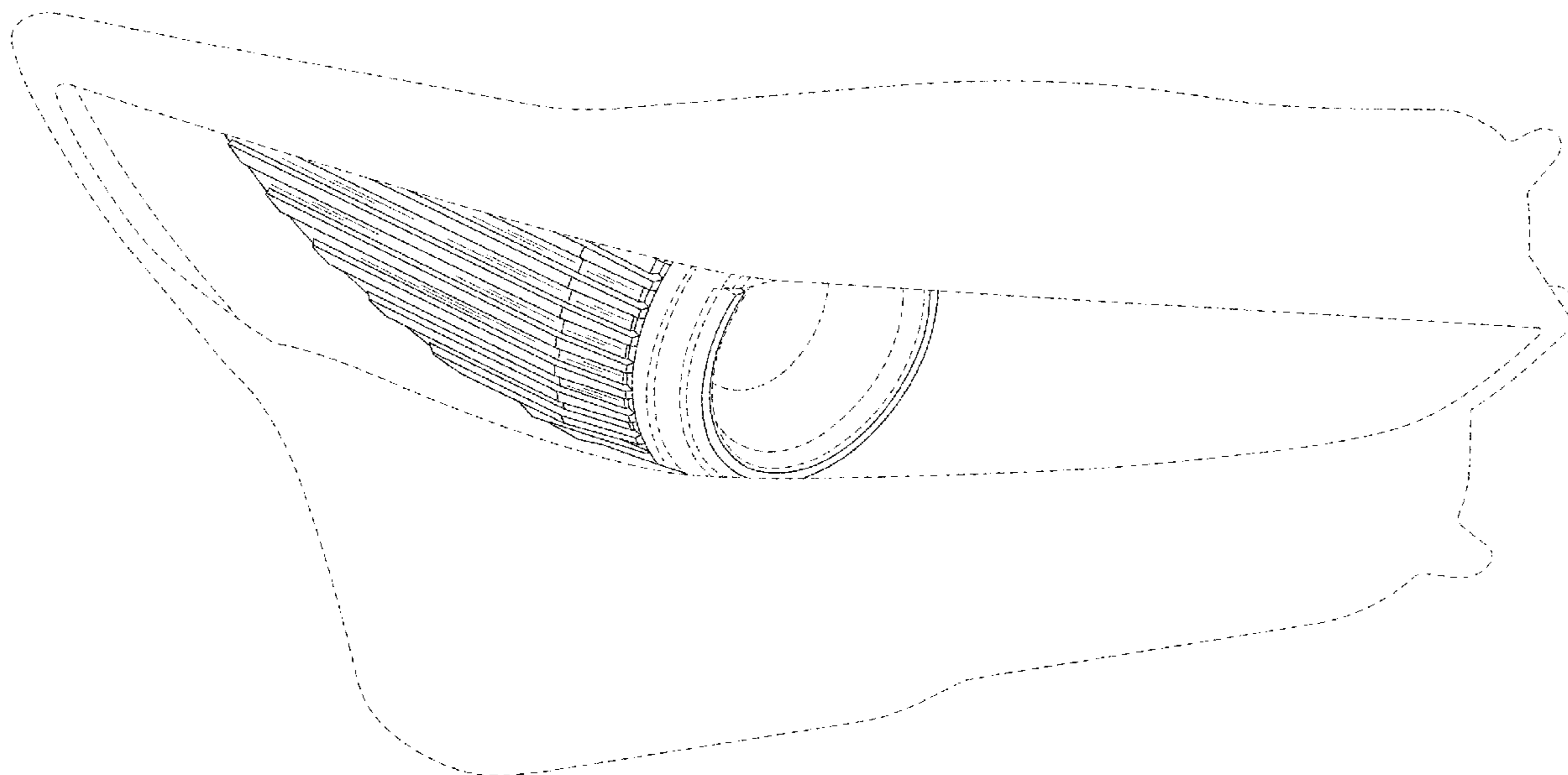
FIG. 3 is a front view thereof; and,

FIG. 4 is a left side view thereof.

The broken lines depict portions of the headlight for a motor
vehicle in which the design is embodied that are not con-
sidered part of the claimed design.

See application file for complete search history.

1 Claim, 4 Drawing Sheets



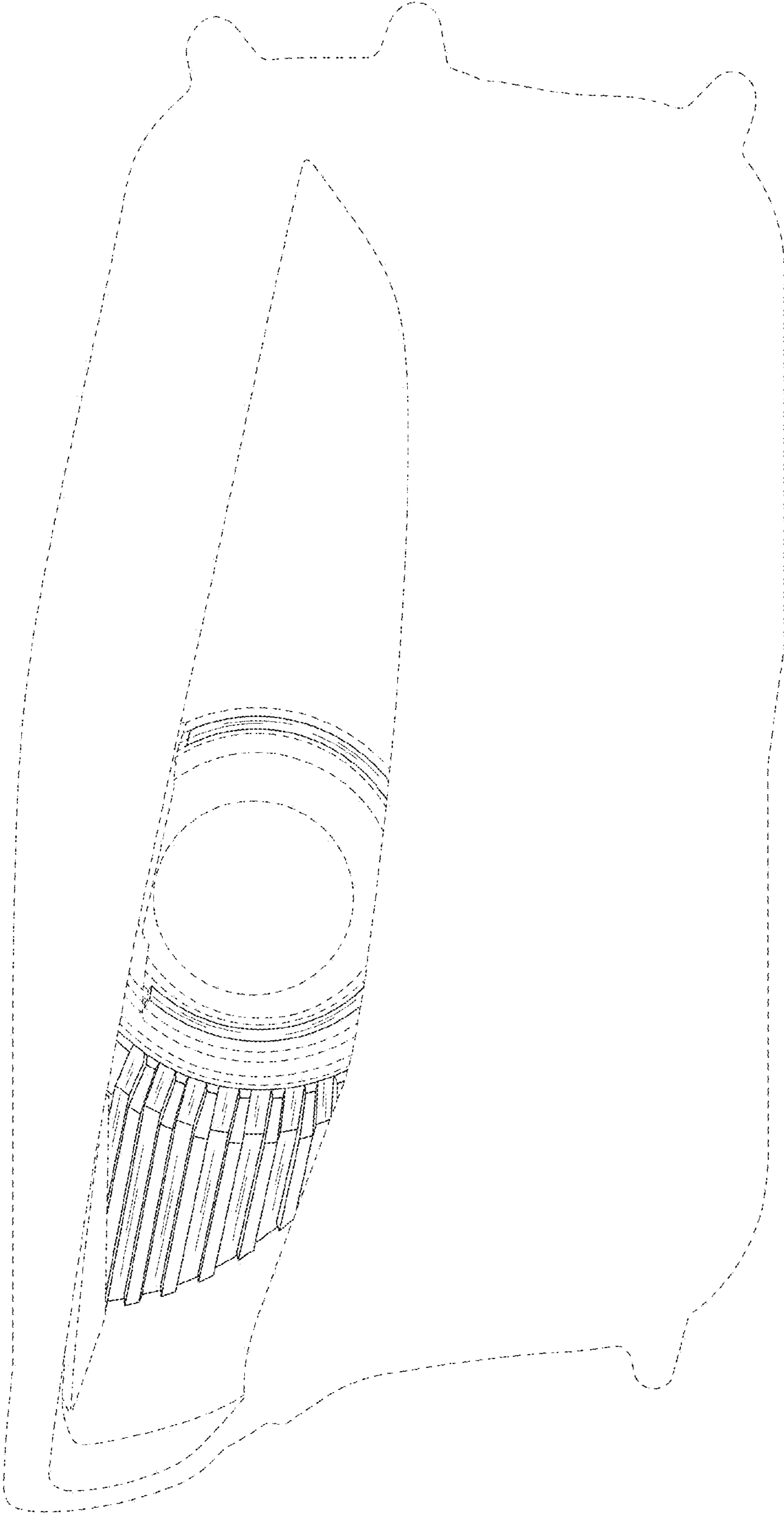


FIG.1

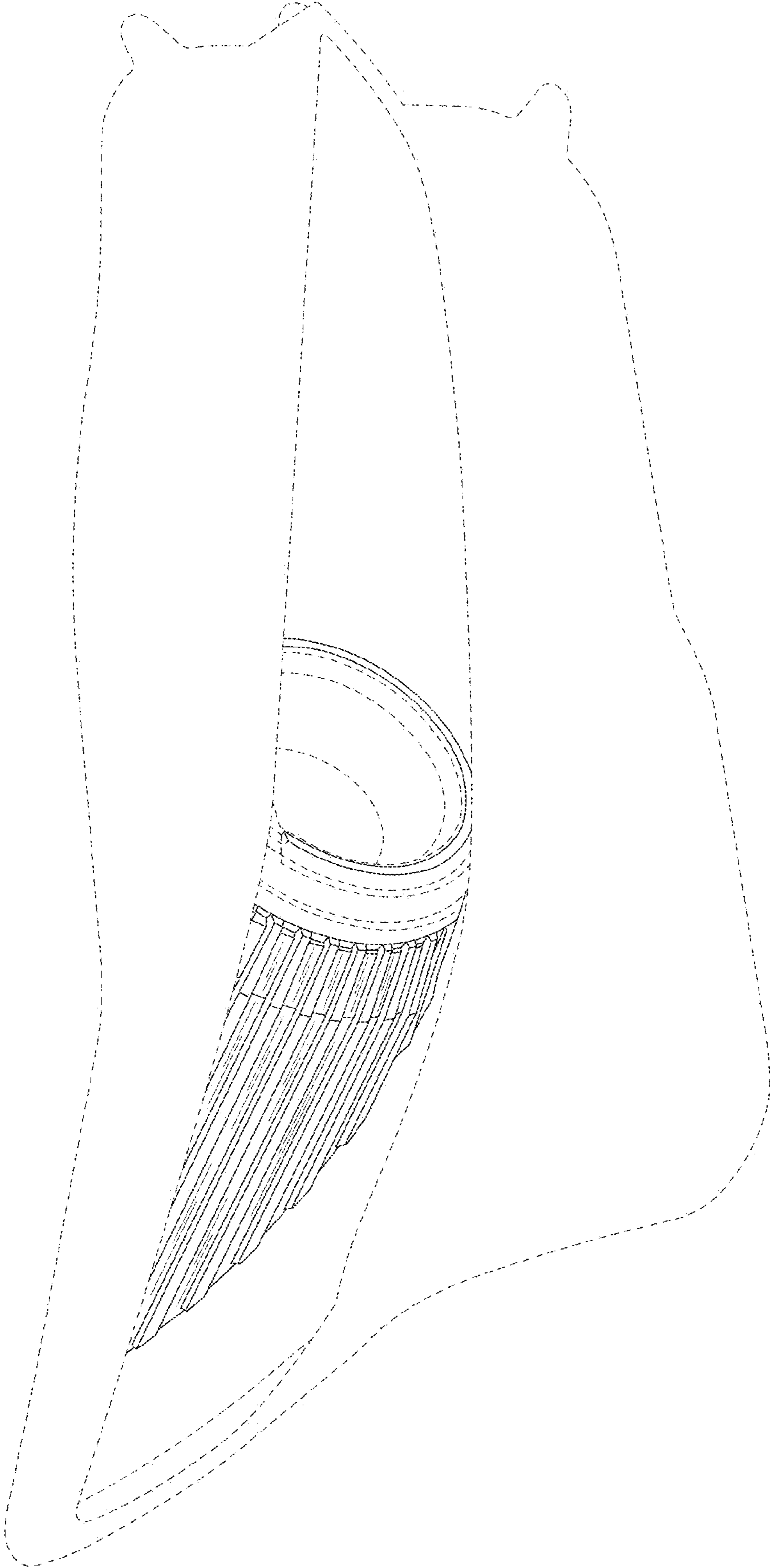


FIG. 2

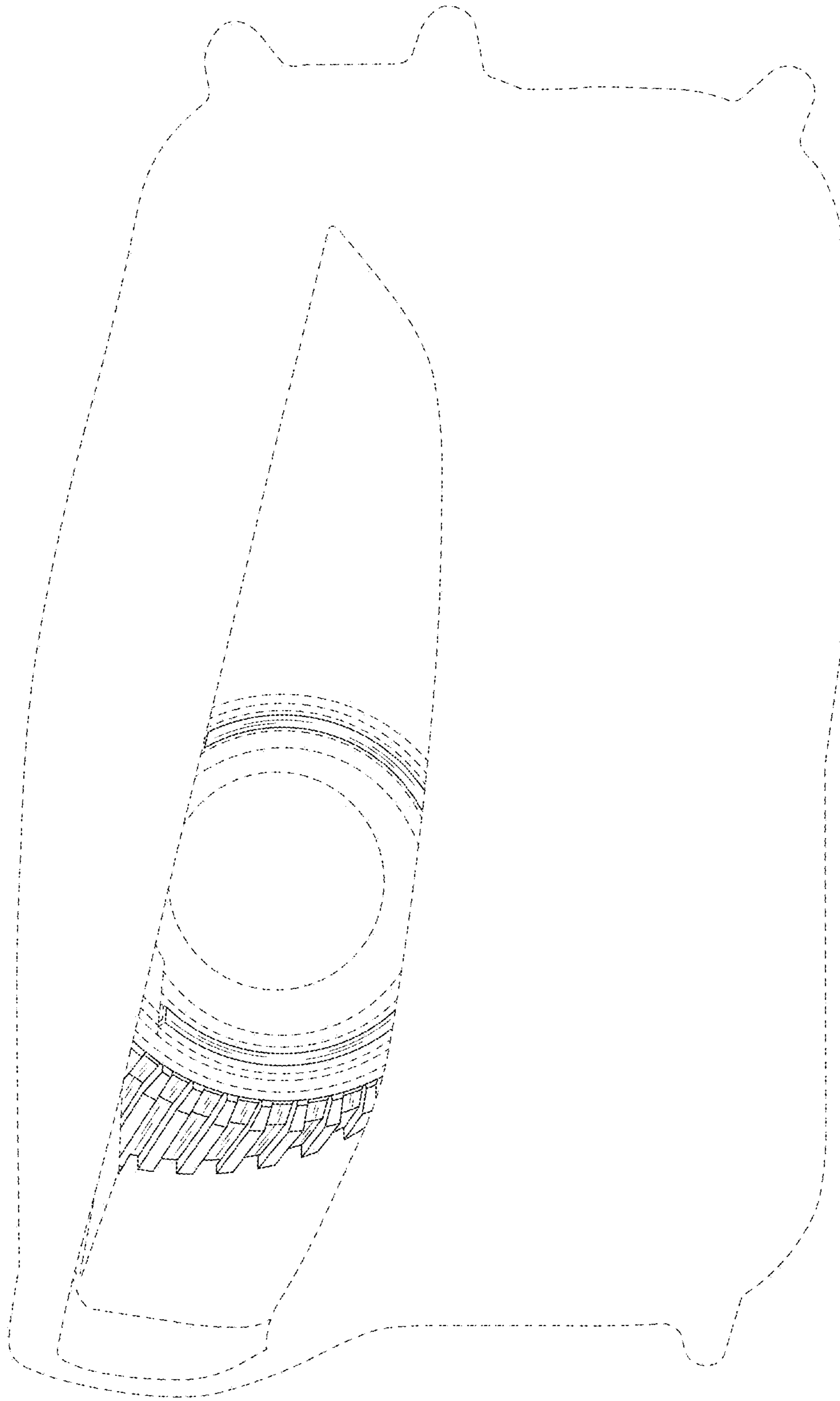


FIG. 3

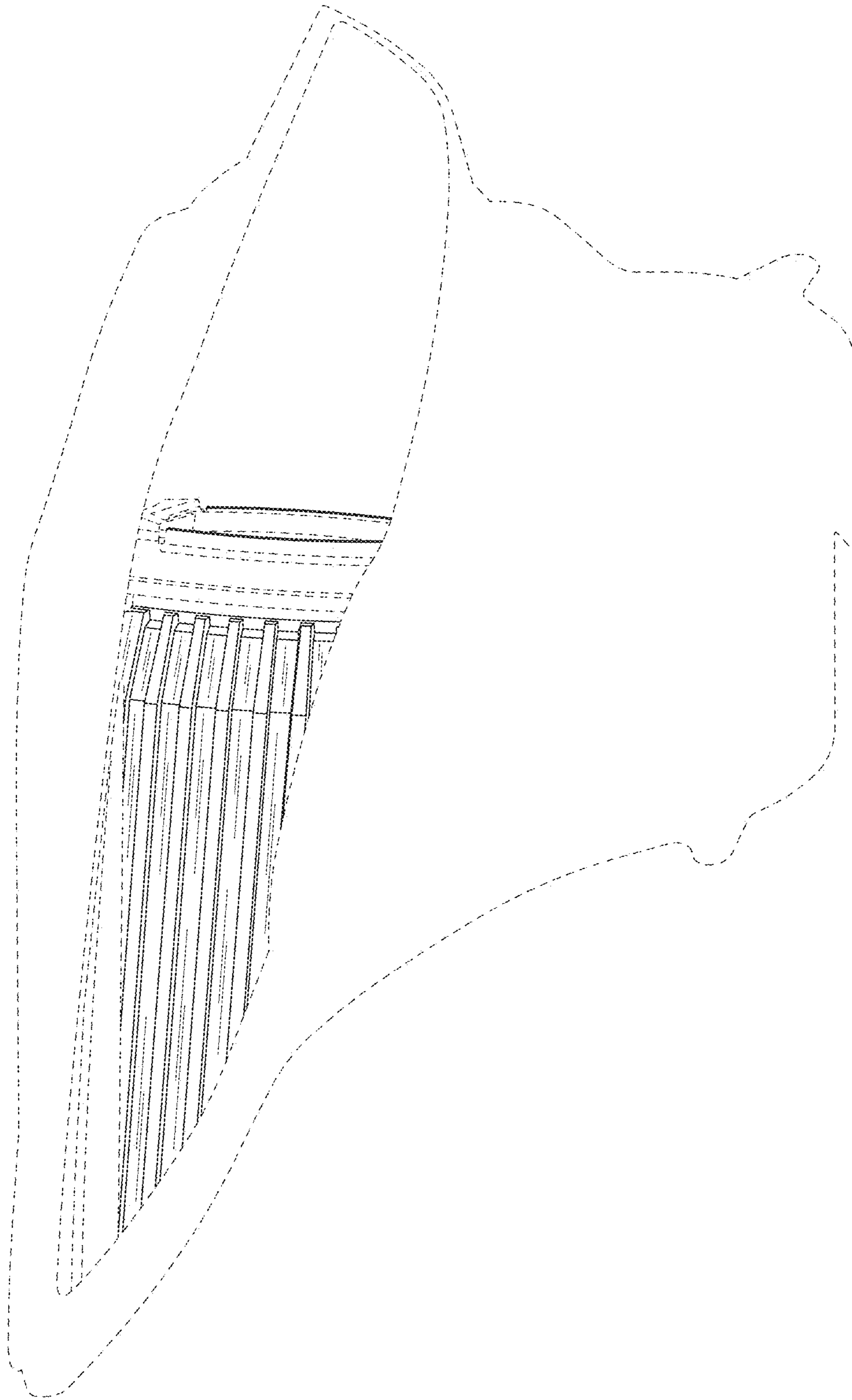


FIG. 4