



US00D894430S

(12) **United States Design Patent** (10) **Patent No.:** **US D894,430 S**  
**Nieuwland** (45) **Date of Patent:** **\*\* Aug. 25, 2020**

(54) **RESIN PANEL WITH SECTOR DESIGN**

(74) *Attorney, Agent, or Firm* — Workman Nydegger

(71) Applicant: **3form, LLC**, Salt Lake City, UT (US)

(57) **CLAIM**

(72) Inventor: **Matthew K. Nieuwland**, Murray, UT (US)

The ornamental design for a resin panel with sector design, as shown and described.

(73) Assignee: **3FORM, LLC**, Salt Lake City, UT (US)

**DESCRIPTION**

(\*\*) Term: **15 Years**

(21) Appl. No.: **29/684,533**

(22) Filed: **Mar. 21, 2019**

(51) **LOC (12) Cl.** ..... **25-01**

(52) **U.S. Cl.**  
USPC ..... **D25/138**

(58) **Field of Classification Search**  
USPC ..... D25/111, 138–145, 150–153, 156, 157,  
D25/163, 199, 102–105, 110, 58; D6/332  
See application file for complete search history.

FIG. 1 is a front perspective view of a resin panel with sector design as used in a partition structure, wherein the sector design is printed on a front surface of the resin panel; FIG. 2 is a top, right, front perspective view thereof; FIG. 3 is a front elevational view thereof; FIG. 4 is a left side elevation view taken along line 4-4 of FIG. 3; FIG. 5 is a right side sectional view taken along line 5-5 of FIG. 3; FIG. 6 is a top sectional view taken along line 6-6 of FIG. 3; and FIG. 7 is a bottom sectional view taken along line 7-7 of FIG. 3; FIG. 8 is a top, right, front perspective view of an alternative embodiment of a resin panel with sector design wherein the design comprises an interlayer between two resin panels; FIG. 9 is a front elevational view thereof; FIG. 10 is a left side elevation view taken along line 11-11 of FIG. 9; FIG. 11 is a right side sectional view taken along line 12-12 of FIG. 9; FIG. 12 is a top sectional view taken along line 12-12 of FIG. 9; and, FIG. 13 is a bottom sectional view taken along line 13-13 of FIG. 3.

(56) **References Cited**

U.S. PATENT DOCUMENTS

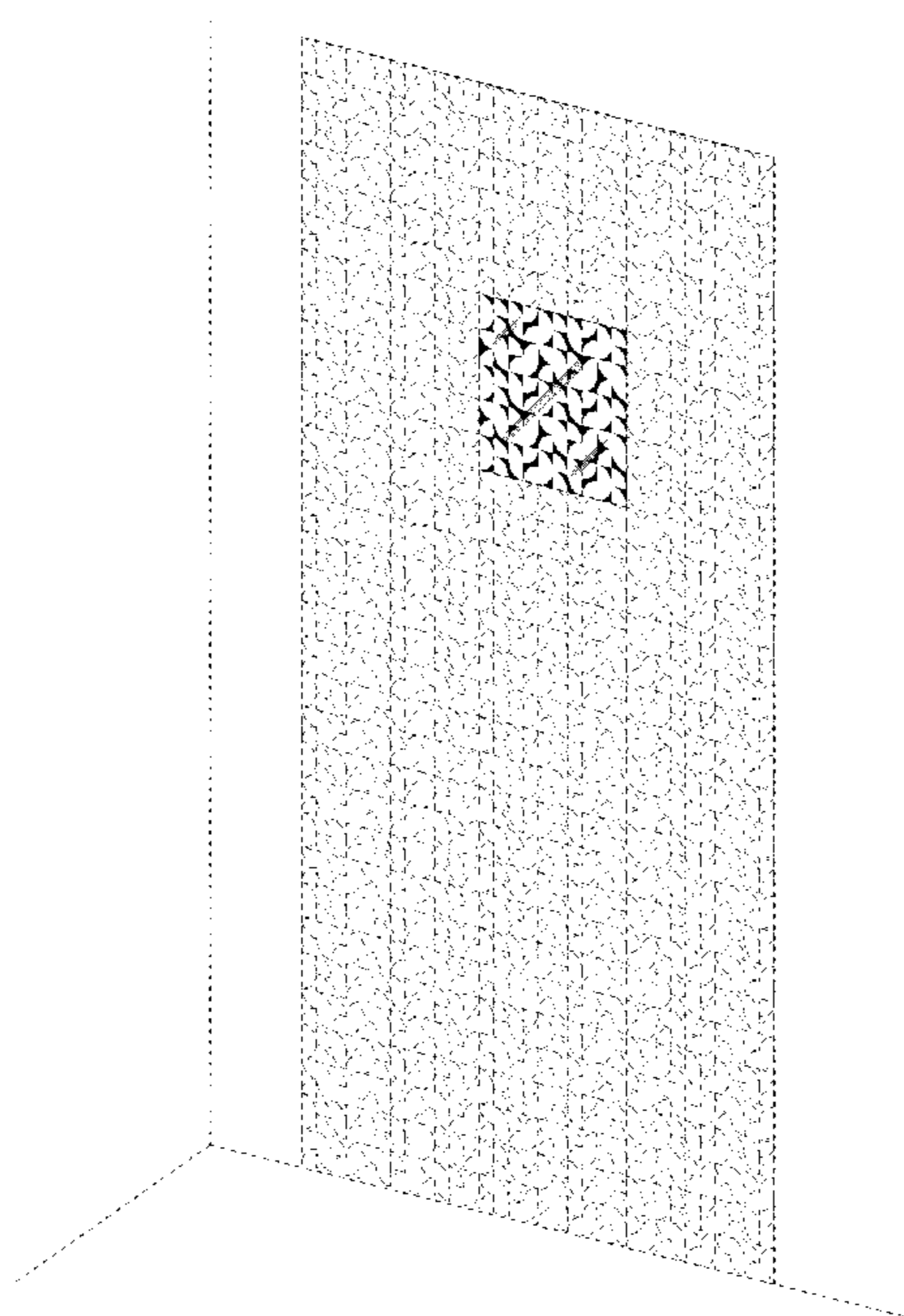
D620,620 S \* 7/2010 Suare ..... D25/138  
8,124,219 B2 \* 2/2012 Miyachi ..... B29C 44/583  
264/45.5  
8,501,069 B1 \* 8/2013 Williamson ..... B29C 37/0032  
264/259  
8,826,617 B2 \* 9/2014 Endo ..... B29C 49/20  
428/36.5

\* cited by examiner

The broken lines in the drawings depict environmental subject matter only and form no part of the claimed design.

*Primary Examiner* — Doris Clark

**1 Claim, 5 Drawing Sheets**



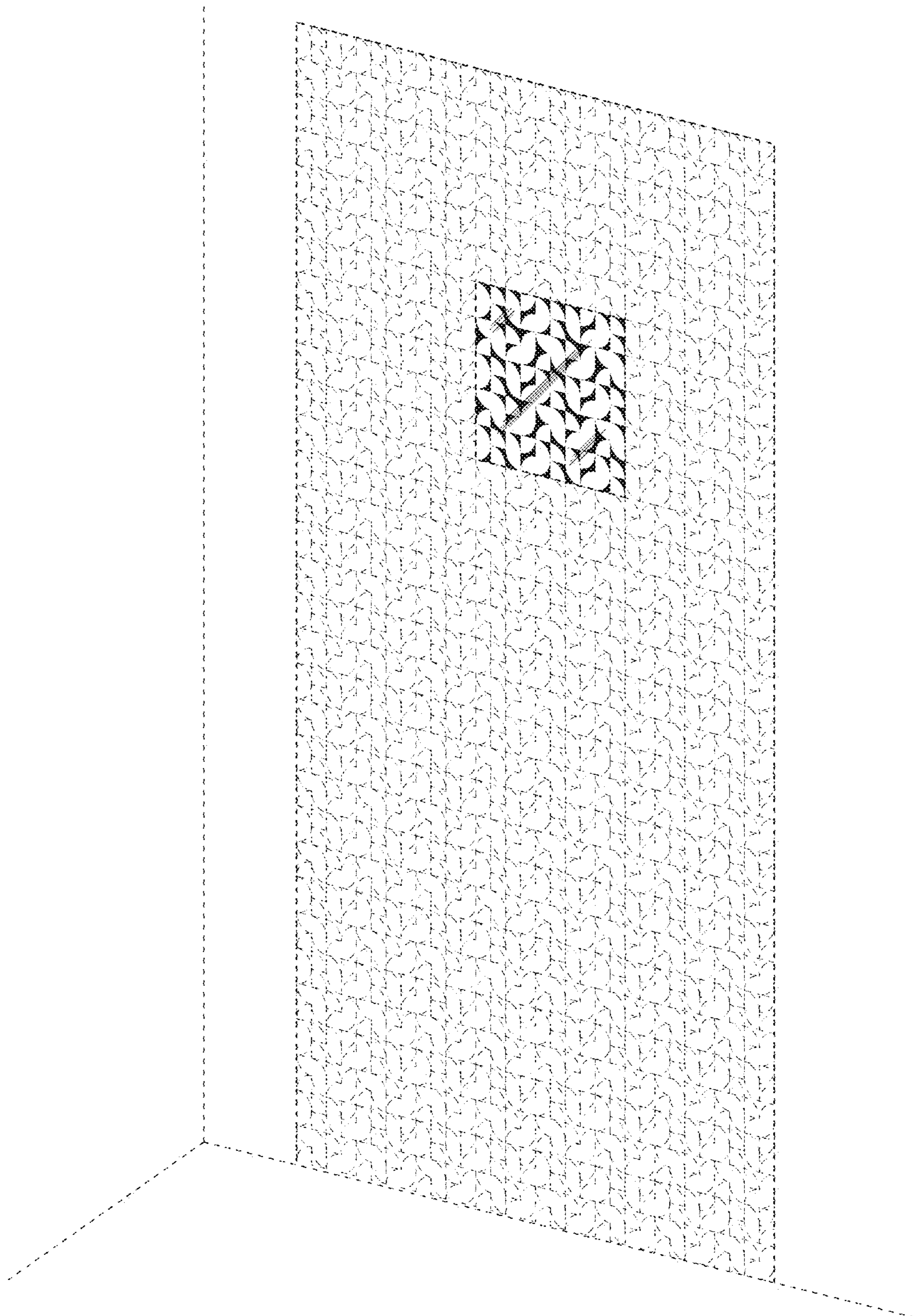


FIG. 1


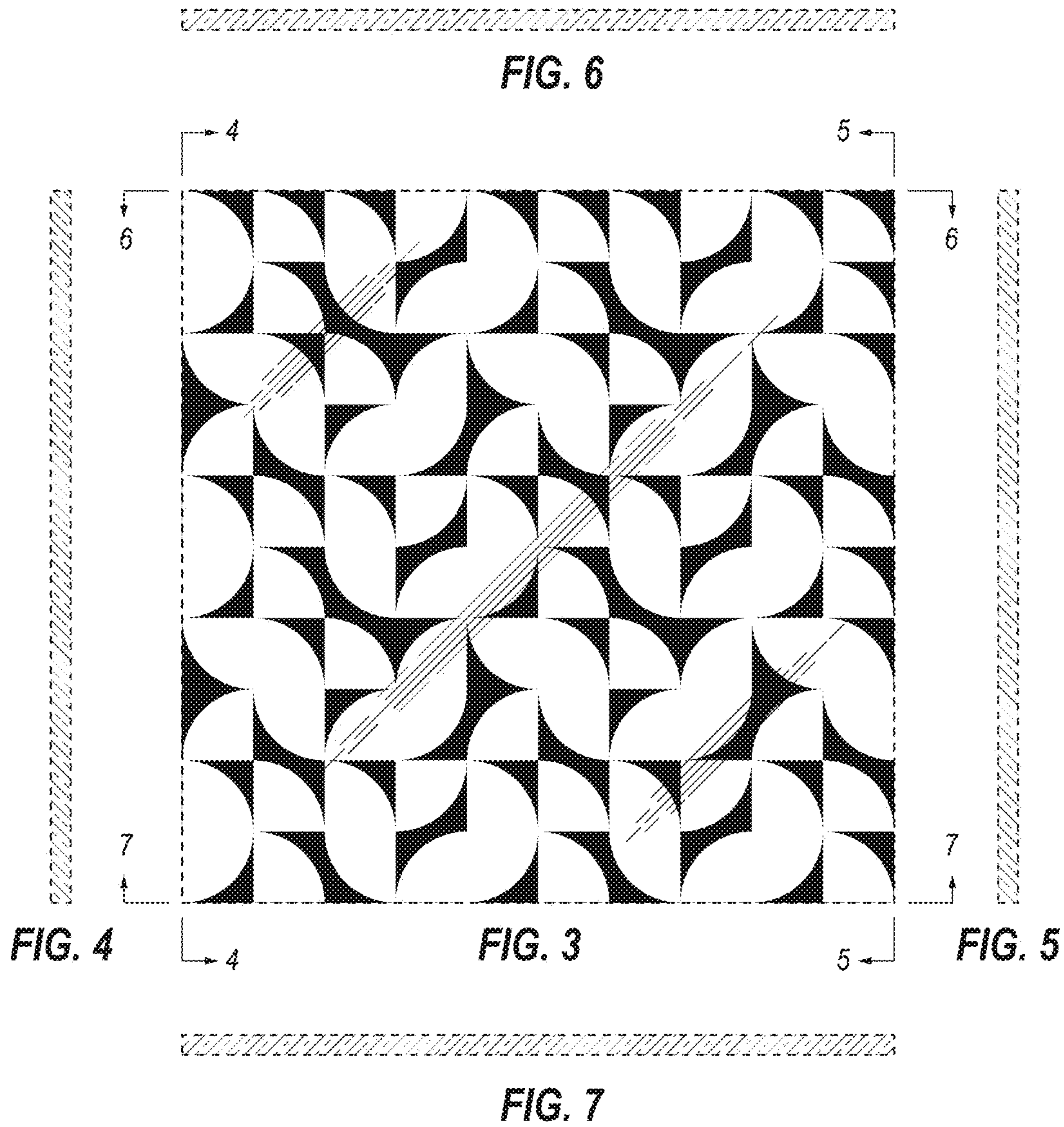


FIG. 2






FIG. 8

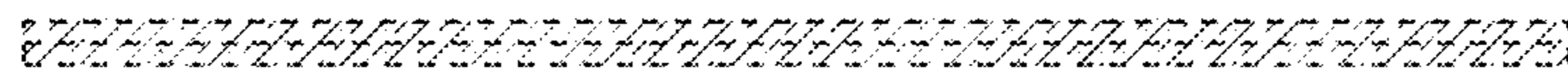


FIG. 12




FIG. 10

FIG. 9

FIG. 11

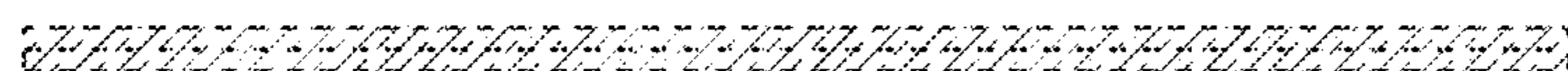


FIG. 13