



US00D894427S

(12) **United States Design Patent**  
**Carrier et al.**

(10) **Patent No.:** **US D894,427 S**

(45) **Date of Patent:** **\*\* Aug. 25, 2020**

- (54) **MAST**
- (71) Applicant: **VALMONT FRANCE**, Charmeil (FR)
- (72) Inventors: **Pascal Jacques Carrier**, Surat (FR);  
**David Souchon**, Bulhon (FR); **Sovann Kim**, Caen (FR)
- (73) Assignee: **VALMONT FRANCE**, Charmeil (FR)
- (\*\*) Term: **15 Years**
- (21) Appl. No.: **29/679,476**
- (22) Filed: **Feb. 6, 2019**

(30) **Foreign Application Priority Data**

Jun. 8, 2018 (EM) ..... DM/102988

- (51) **LOC (12) Cl.** ..... **25-01**
- (52) **U.S. Cl.**  
USPC ..... **D25/127; D25/128; D25/129**
- (58) **Field of Classification Search**  
USPC ..... D25/42-46, 58, 126-135  
CPC ... E04H 12/24; E04H 17/20; F21W 2131/109  
See application file for complete search history.

(56) **References Cited**

**U.S. PATENT DOCUMENTS**

D20,449 S \* 1/1891 Fletcher ..... D25/127  
 1,176,111 A \* 3/1916 Valenne ..... E04C 5/161  
 52/301

D218,582 S \* 9/1970 Kiester ..... D21/840  
 D223,395 S \* 4/1972 Selden ..... D25/128  
 D223,400 S \* 4/1972 Selden ..... D25/127  
 D224,039 S \* 6/1972 Selden ..... D25/128  
 D233,671 S \* 11/1974 Gay ..... D25/126  
 5,178,454 A \* 1/1993 Lai ..... F21V 21/116  
 362/153  
 D365,169 S \* 12/1995 Fillipp ..... D21/718  
 D377,844 S \* 2/1997 Gary ..... D21/840  
 D383,969 S \* 9/1997 Adams ..... D21/840  
 D436,218 S \* 1/2001 Gary ..... D26/138  
 D769,468 S \* 10/2016 Pope ..... D25/128  
 D772,436 S \* 11/2016 Pope ..... D25/128  
 D799,106 S \* 10/2017 Adams, IV ..... D26/138  
 2017/0001213 A1 \* 1/2017 Peterson ..... B05B 15/622

\* cited by examiner

*Primary Examiner* — John Windmuller

(74) *Attorney, Agent, or Firm* — Nath, Goldberg & Meyer; Joshua B. Goldberg

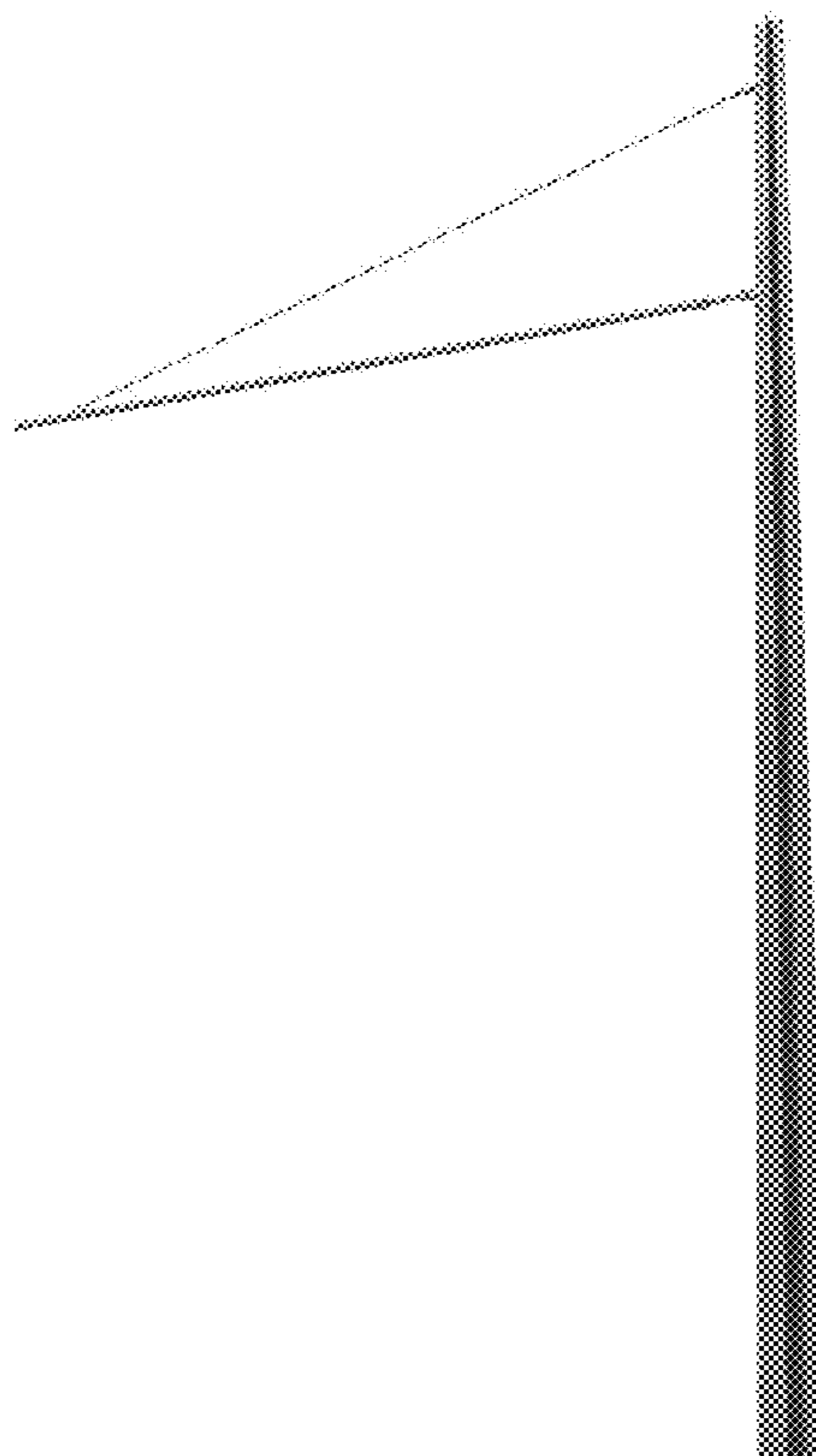
(57) **CLAIM**

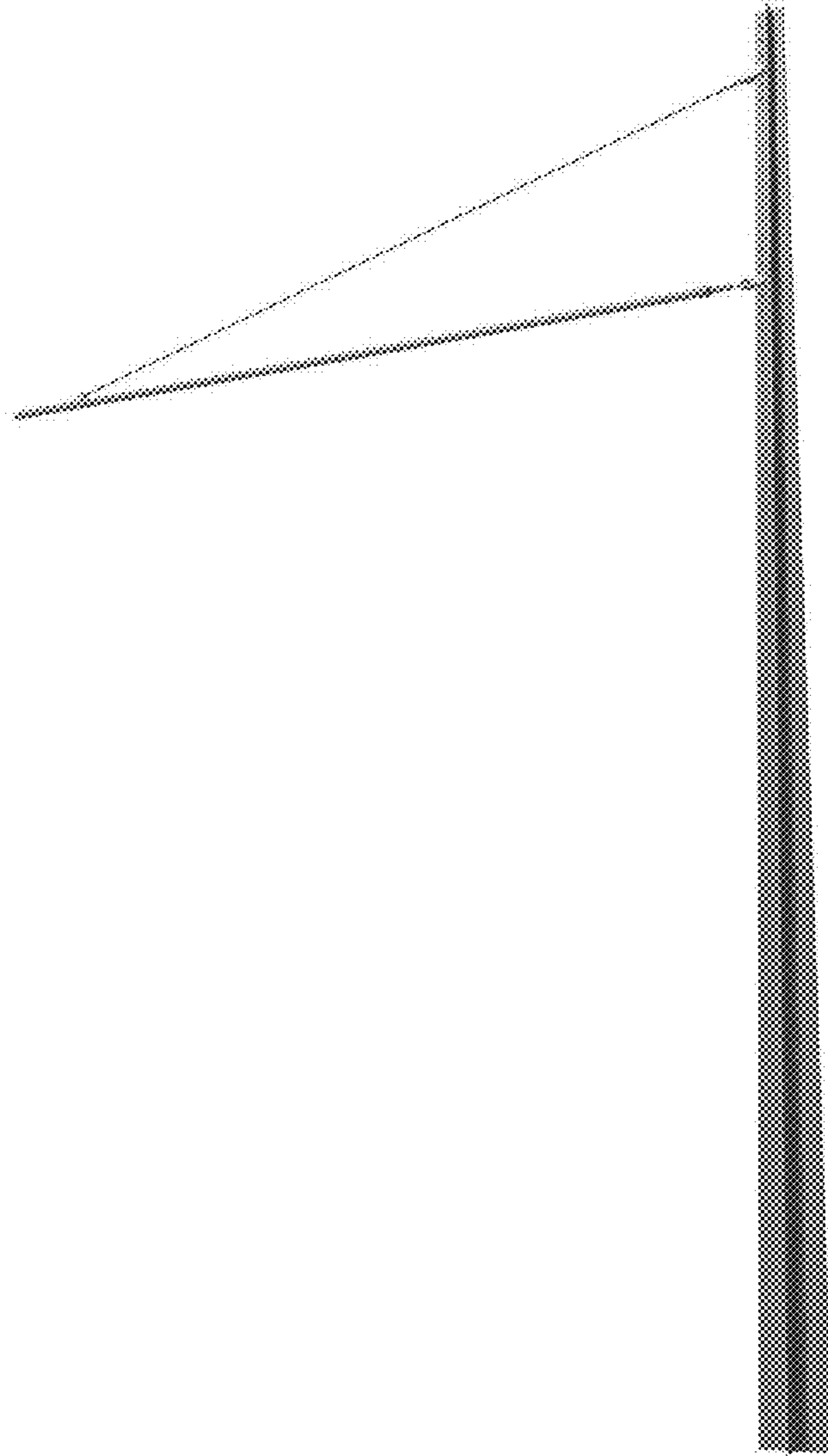
The ornamental design for a mast, as shown and described.

**DESCRIPTION**

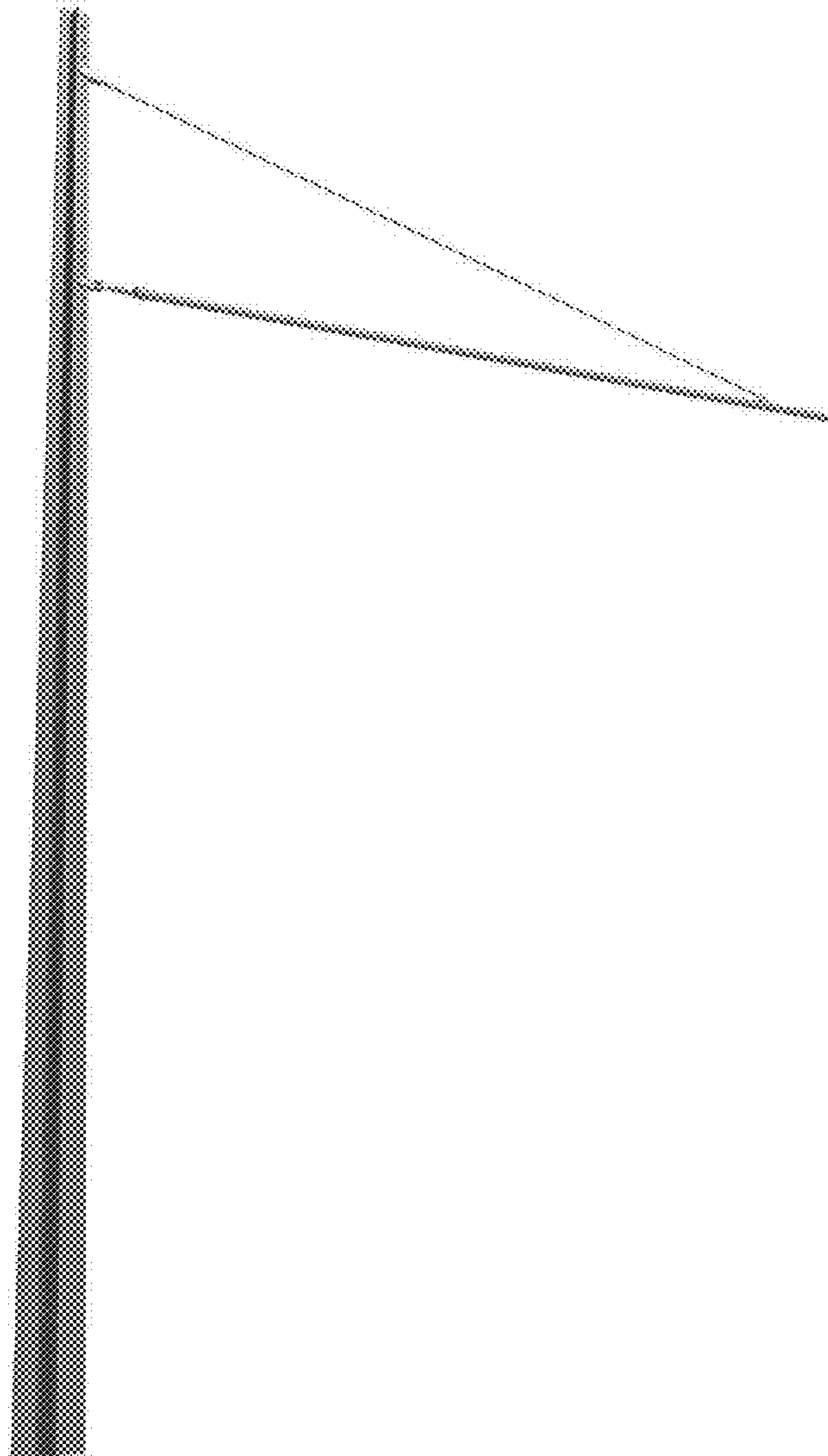
FIG. 1 is a perspective view of a mast showing our new design;  
 FIG. 2 is a second perspective view thereof;  
 FIG. 3 is a third perspective view thereof;  
 FIG. 4 is a fourth perspective view thereof;  
 FIG. 5 is fifth perspective view thereof; and,  
 FIG. 6 is a sixth perspective view thereof.

**1 Claim, 6 Drawing Sheets**

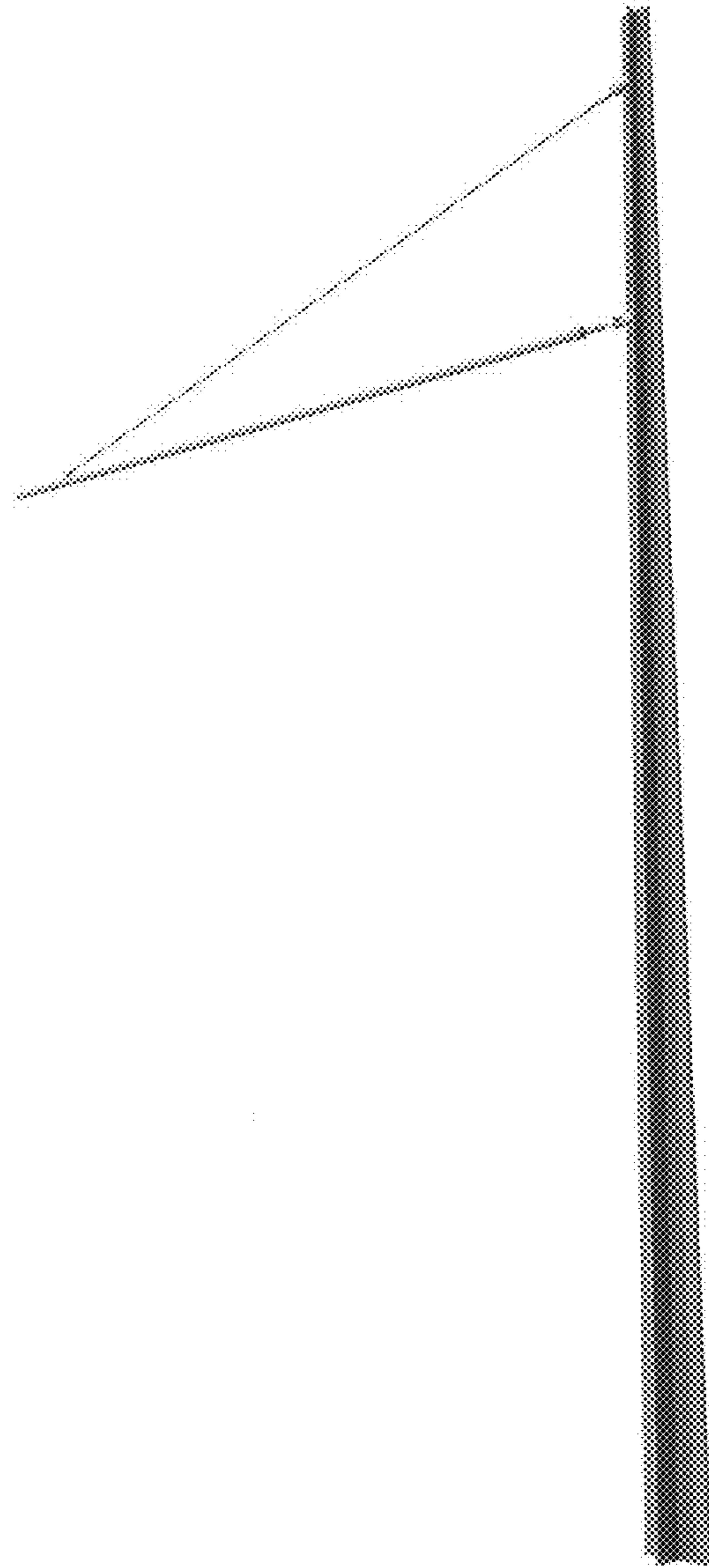




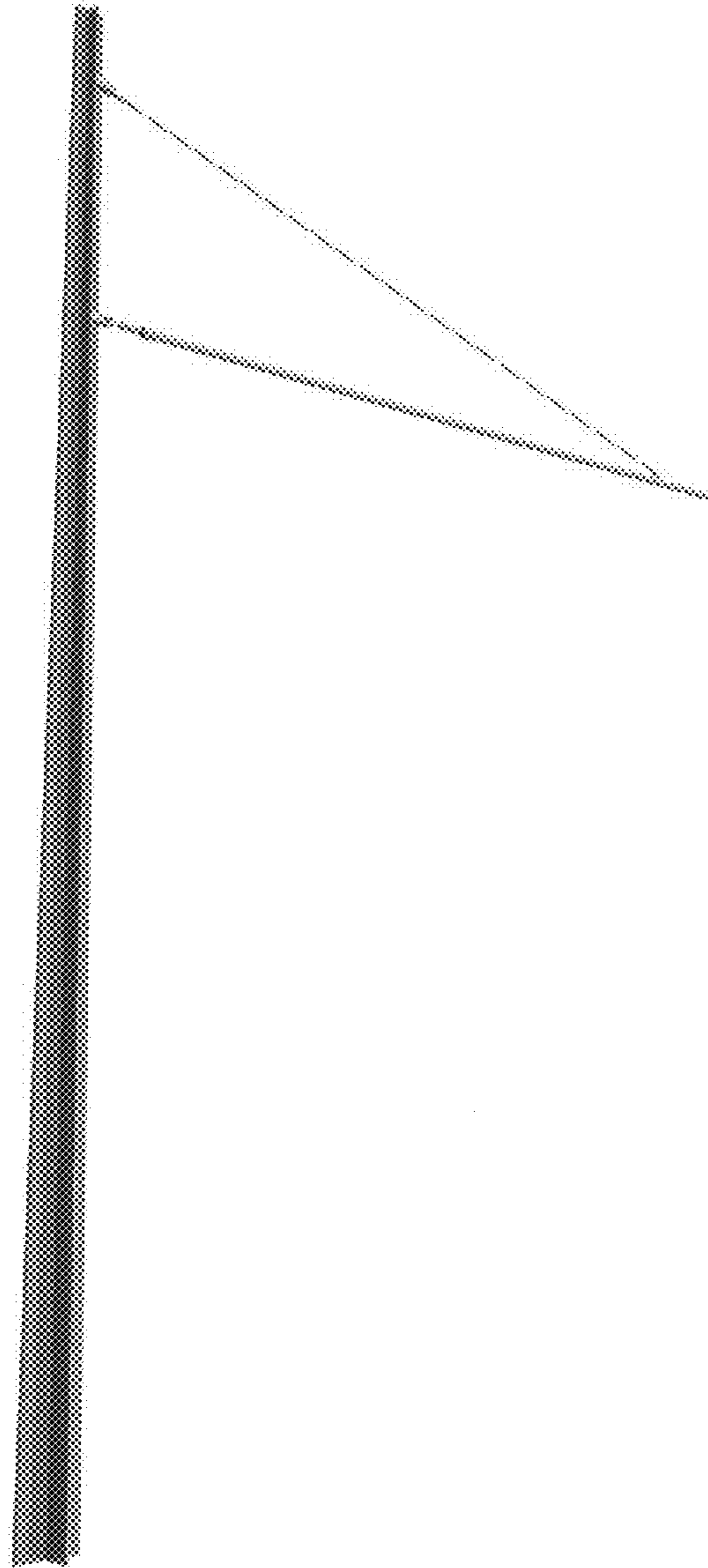
***Fig. 1***




***Fig. 2***




***Fig. 3***



**Fig. 4**



***Fig. 5***



***Fig. 6***