



US00D894426S

(12) **United States Design Patent**
Johnson et al.

(10) **Patent No.:** **US D894,426 S**
(45) **Date of Patent:** **** Aug. 25, 2020**

(54) **TRIM COMPONENT**

(71) Applicant: **Royal Building Products (USA) Inc.**,
Columbus, OH (US)

(72) Inventors: **Chris J. Johnson**, Columbus, OH (US);
Jan E. Byer, Canal Winchester, OH
(US)

(73) Assignee: **ROYAL BUILDING PRODUCTS
(USA) INC.**, Columbus, OH (US)

(**) Term: **15 Years**

(21) Appl. No.: **29/665,869**

(22) Filed: **Oct. 8, 2018**

(51) **LOC (12) Cl.** **25-01**

(52) **U.S. Cl.**
USPC **D25/119**

(58) **Field of Classification Search**
USPC D25/48.1, 48.2, 60, 119–123, 141, 164;
D23/267

(Continued)

(56) **References Cited**

U.S. PATENT DOCUMENTS

D151,022 S 9/1948 Weber et al.
3,712,003 A 1/1973 Hallock et al.
(Continued)

OTHER PUBLICATIONS

¾ in. White Inside Corner Post, earliest date available Jan. 9, 2018,
online. Site visited Dec. 23, 2019. Internet URL:<“https://www.
homedepot.com/p/Ply-Gem-3-4-in-White-Inside-Corner-Post-
ICP3404H/202666283”> (Year: 2018).*

Primary Examiner — Llorelys Martinez

(74) *Attorney, Agent, or Firm* — Standley Law Group
LLP; Jeffrey Standley; Jeffrey Norris

(57) **CLAIM**

The ornamental design for a trim component, as shown and
described.

DESCRIPTION

FIG. 1 is a cross-sectional view of a first embodiment of a
trim component, taken along line 1-1 in FIG. 5.

FIG. 2 is a perspective view of the trim component of FIG.
1.

FIG. 3 is a perspective view of the trim component of FIG.
1.

FIG. 4 is a perspective view of the trim component of FIG.
1.

FIG. 5 is a front elevation view of the trim component of
FIG. 1, which indicates a cross-section line 1-1.

FIG. 6 is a cross-sectional view of a second embodiment of
a trim component, taken along line 6-6 in FIG. 9.

FIG. 7 is a perspective view of the trim component of FIG.
6.

FIG. 8 is a perspective view of the trim component of FIG.
6.

FIG. 9 is a front elevation view of the trim component of
FIG. 6, which indicates a cross-section line 6-6.

FIG. 10 is a side elevation view of the trim component of
FIG. 6.

FIG. 11 is a rear elevation view of the trim component of
FIG. 6.

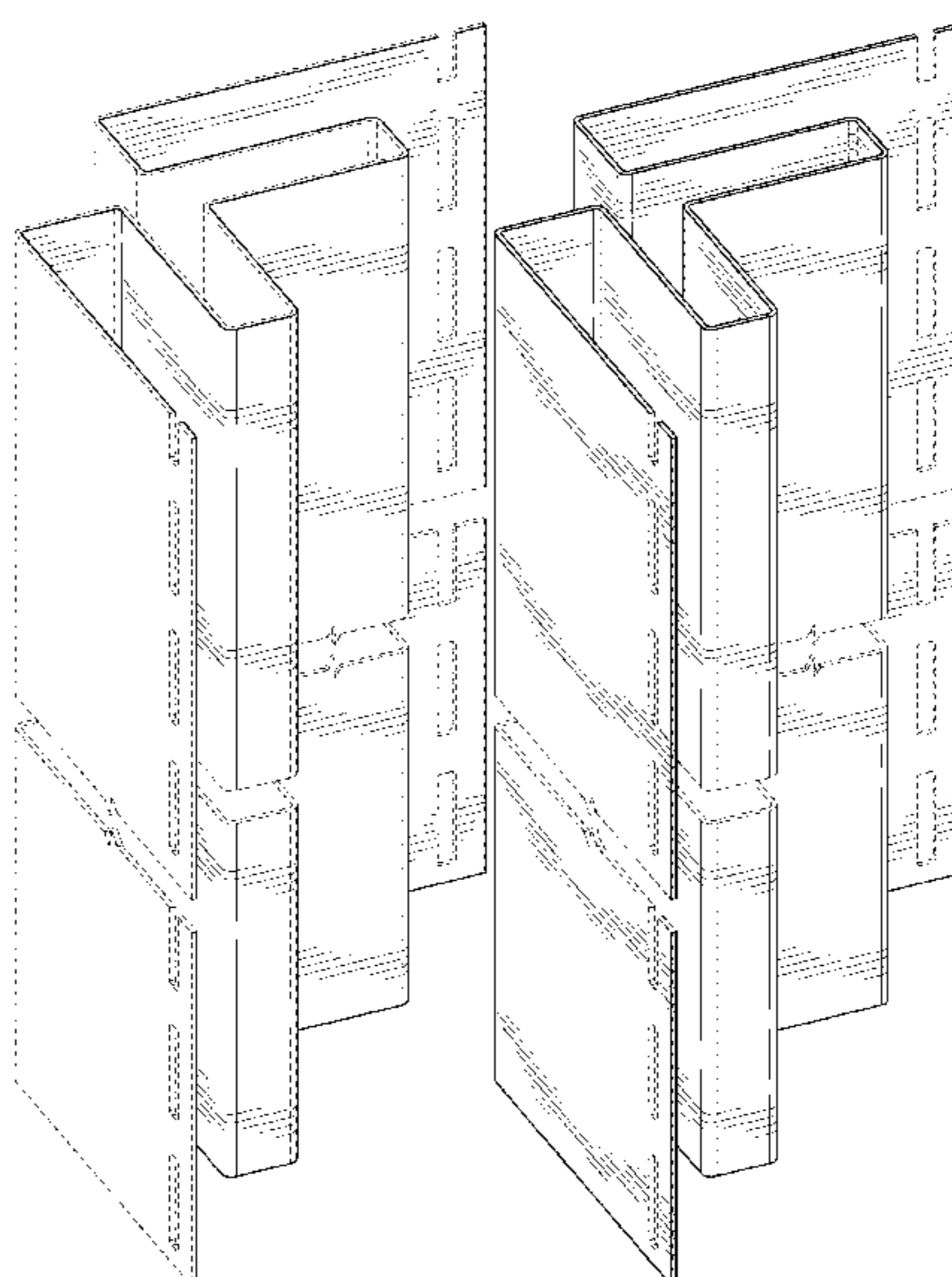
FIG. 12 is a perspective view of the trim component of FIG.
6.

FIG. 13 is a perspective view of the trim component of FIG.
6; and,

FIG. 14 is a rear elevation view of the trim component of
FIG. 6.

The trim component is shown with a symbolic break in its
length. The appearance of any portion of the trim component
between the break lines forms no part of the claimed design.
The broken lines in the drawings illustrate portions of the
trim component that form no part of the claimed design.

1 Claim, 14 Drawing Sheets



(58) **Field of Classification Search**

CPC E04B 1/00; E04B 1/62; E04B 1/68; E04B 1/70; E04B 1/702; E04B 1/703; E04B 1/705; E04F 13/07; E04F 13/08; E04F 13/0864; E04F 19/00; E04F 19/02; E04F 19/022; E04F 19/026; E04F 19/028; E04F 19/06; E04F 19/062; E04F 19/063; E04F 19/064; E06B 2001/622; E06B 2001/628; E06B 2001/707; E04C 2/00; E04C 2/08; E04C 2/26; E04C 2/284; E04C 2/292; E04C 2/296

See application file for complete search history.

(56) **References Cited**

U.S. PATENT DOCUMENTS

D243,988 S 4/1977 Copeland
 4,102,587 A * 7/1978 Herb E04G 17/001
 403/205
 4,430,833 A 2/1984 Balzer et al.
 4,706,426 A 11/1987 Rumsey
 4,999,961 A 3/1991 McNary
 5,090,174 A 2/1992 Fragale
 5,542,222 A 8/1996 Wilson et al.
 5,927,031 A 7/1999 Martin
 5,974,748 A 11/1999 Sciuga et al.
 D420,274 S 2/2000 Lappin et al.
 D432,247 S * 10/2000 Grosfillex D25/124
 D432,671 S * 10/2000 Grosfillex D25/119
 D432,673 S * 10/2000 Grosfillex D25/124
 D432,675 S 10/2000 Grosfillex
 D433,514 S * 11/2000 Grosfillex D25/124
 D439,329 S 3/2001 Grosfillex
 6,256,953 B1 7/2001 Vulin
 6,311,442 B1 11/2001 Watanabe
 6,341,458 B1 * 1/2002 Burt E04F 13/0864
 D25/164
 D459,007 S 6/2002 Campacci
 D473,662 S 4/2003 Shaw
 D513,535 S 1/2006 Fischer

6,988,345 B1 1/2006 Pelfrey et al.
 D525,371 S * 7/2006 Levi-Senigaglia D25/119
 D527,114 S 8/2006 Hamill
 D563,567 S 3/2008 Fischer
 D573,267 S 7/2008 Brinton et al.
 D573,268 S 7/2008 Lundsgaard et al.
 D579,321 S * 10/2008 Townley D8/354
 D607,584 S * 1/2010 Ito D25/121
 D614,779 S * 4/2010 Ito D25/121
 7,726,092 B1 6/2010 Pelfrey et al.
 8,104,234 B1 1/2012 Sawyer
 D679,369 S 4/2013 Adams
 8,661,751 B1 * 3/2014 Lawrie E04F 19/064
 52/272
 D711,553 S * 8/2014 Singh D25/119
 D729,410 S 5/2015 Lopez
 D750,807 S * 3/2016 Singh D25/121
 D784,560 S * 4/2017 D'Anglade D25/119
 D787,710 S * 5/2017 Singh D25/121
 D791,287 S 7/2017 Adams
 D791,976 S * 7/2017 Singh D25/119
 D806,901 S 1/2018 Singh
 D814,055 S 3/2018 Singh
 D821,610 S * 6/2018 Jackson D25/119
 D829,348 S * 9/2018 Hynek D25/119
 D831,855 S 10/2018 Hynek et al.
 D847,380 S 4/2019 Singh
 2002/0038684 A1 4/2002 Puppin
 2002/0108327 A1 8/2002 Shaw
 2003/0037495 A1 * 2/2003 Shaw E04F 19/022
 52/287.1
 2004/0074175 A1 4/2004 Tierney
 2004/0221541 A1 11/2004 Fredette
 2005/0183359 A1 8/2005 Collins
 2005/0262784 A1 12/2005 Justice
 2009/0056252 A1 3/2009 Taylor et al.
 2012/0110936 A1 5/2012 Egan et al.
 2013/0205696 A1 8/2013 Little et al.
 2014/0311072 A1 * 10/2014 Anderson E04F 13/0864
 52/309.4
 2015/0225966 A1 8/2015 Gazlay
 2017/0051517 A1 2/2017 Hatch et al.

* cited by examiner

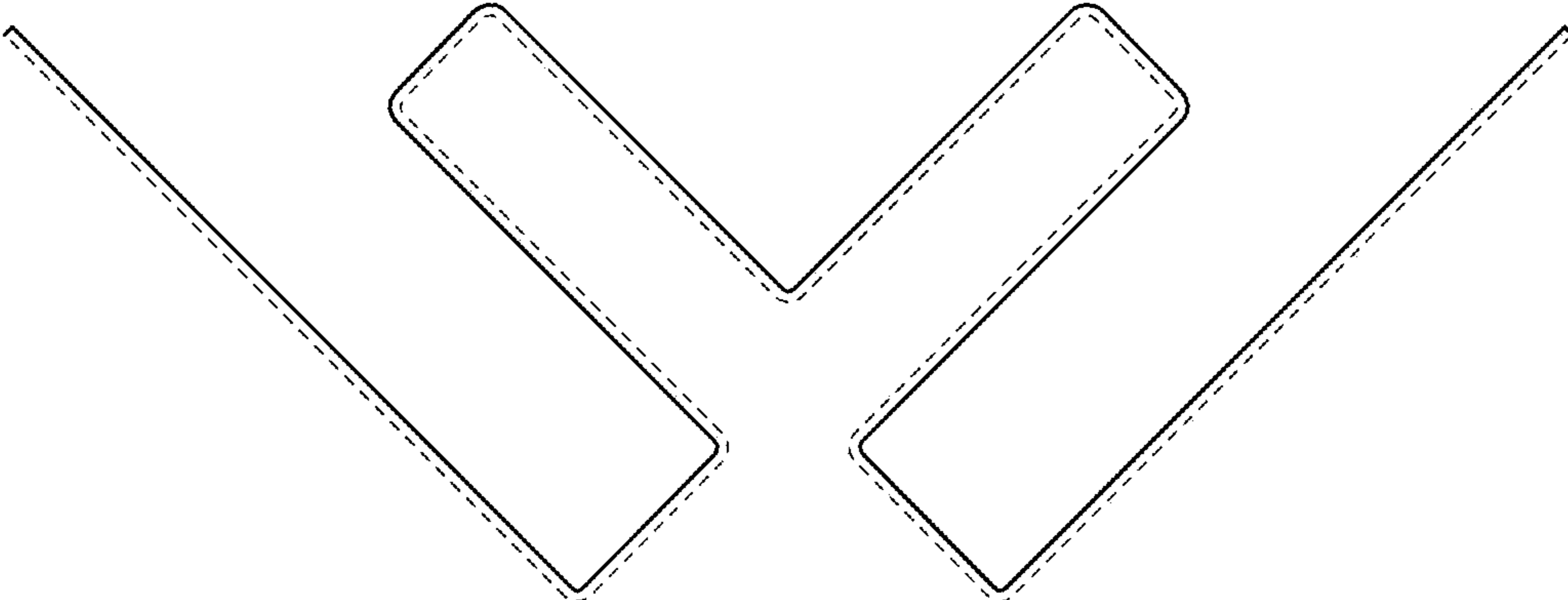


FIG. 1

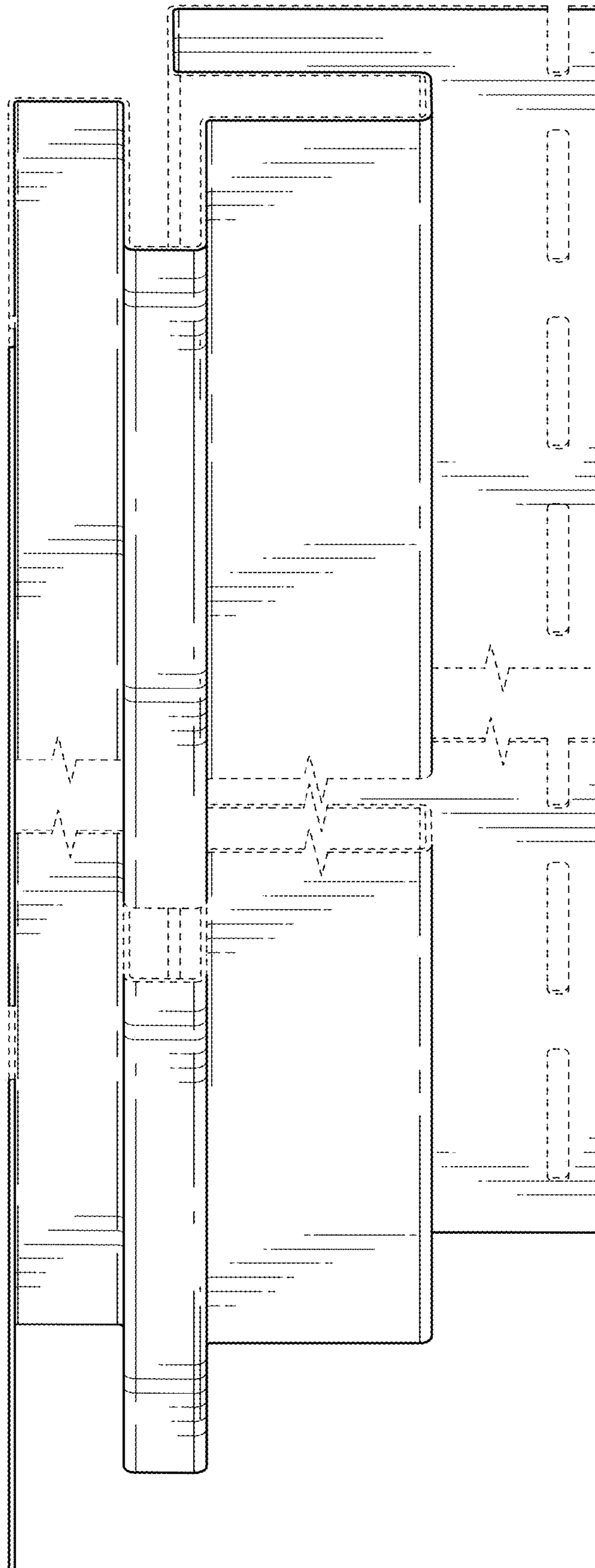


FIG. 2

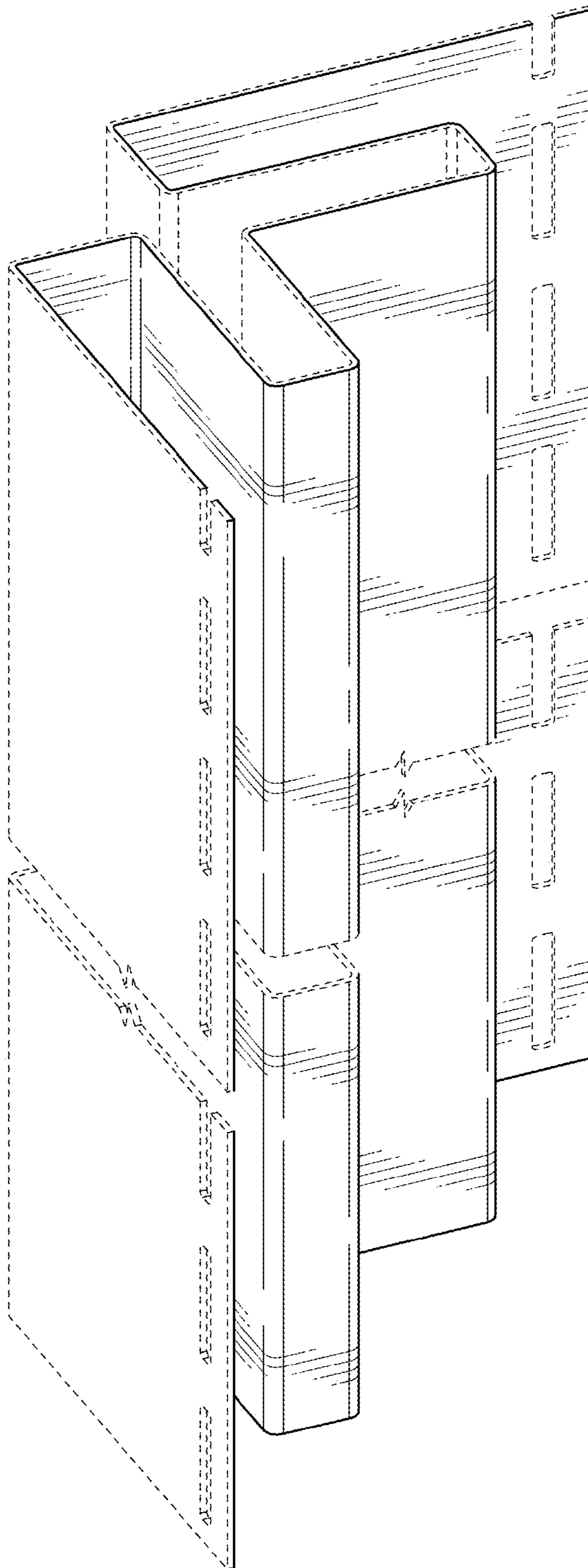


FIG. 3

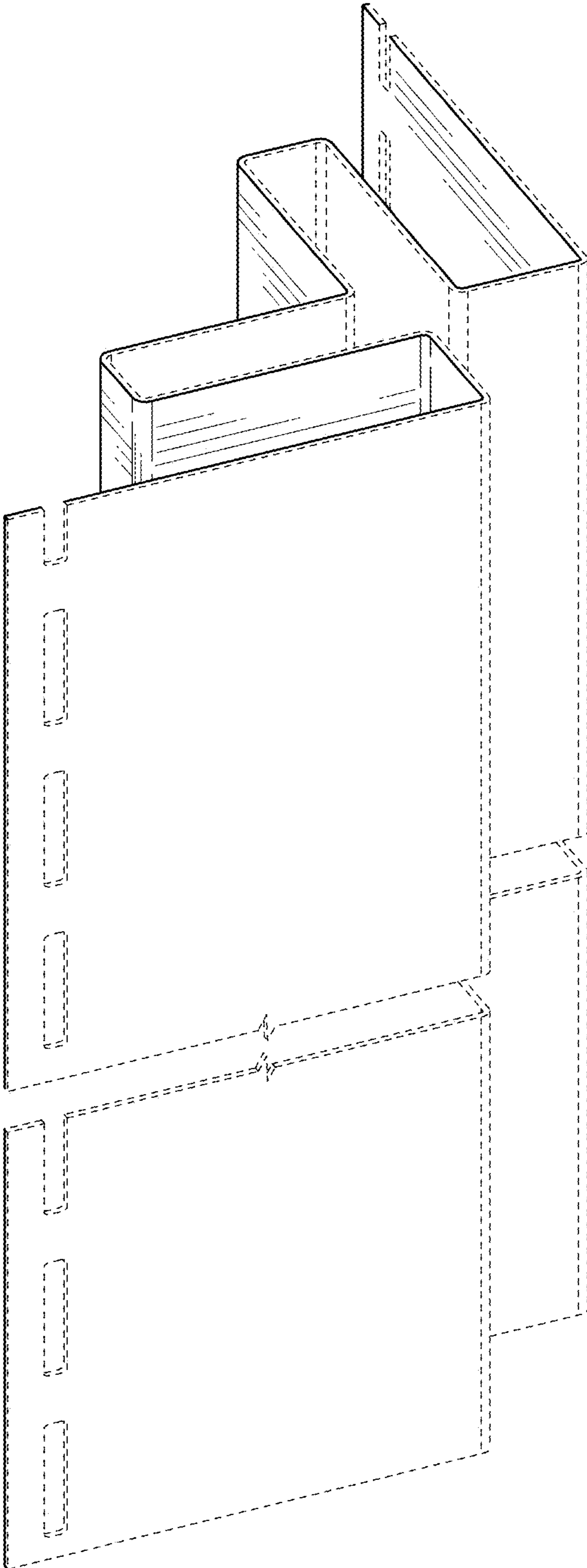


FIG. 4

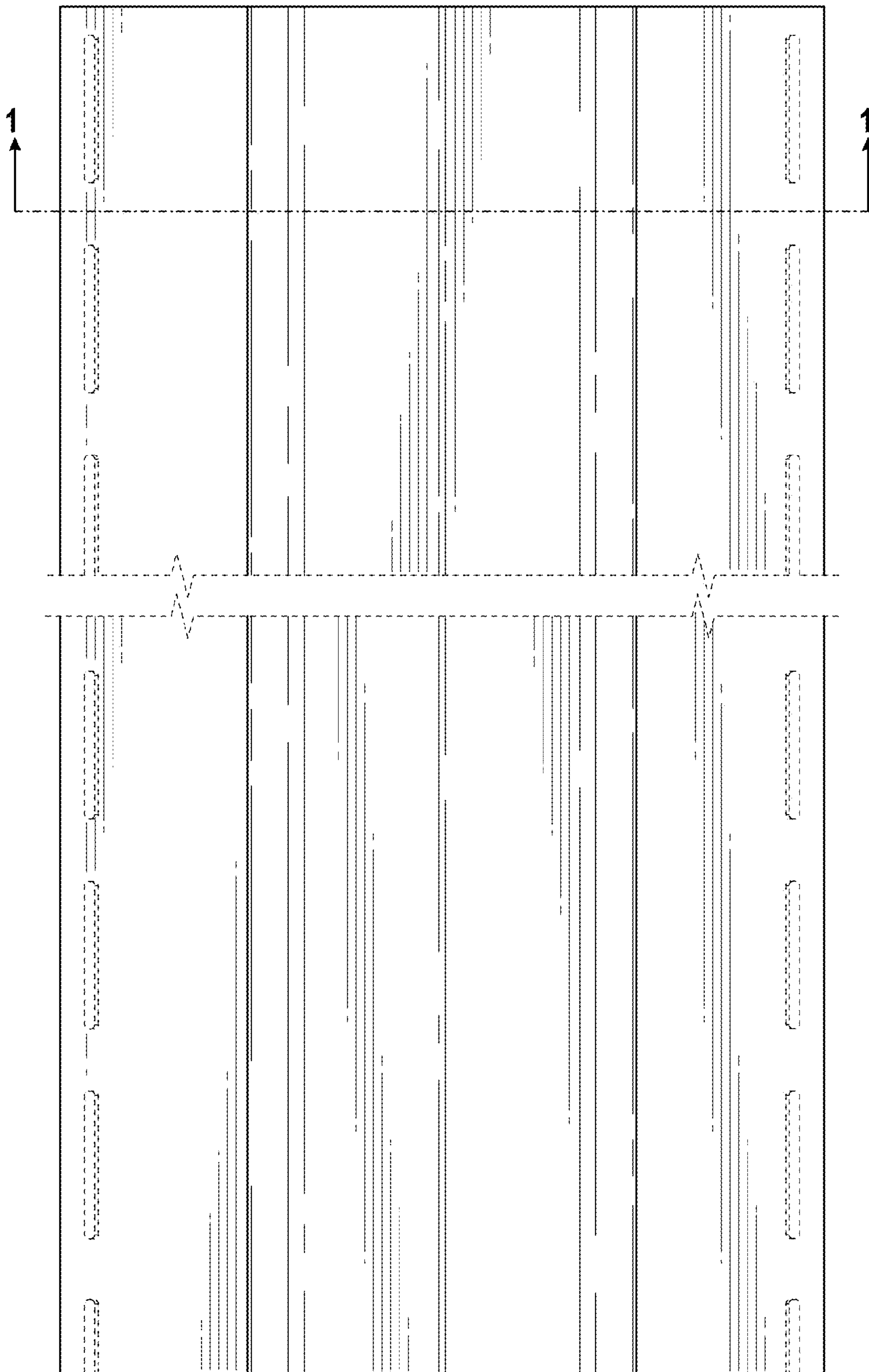


FIG. 5




FIG. 6

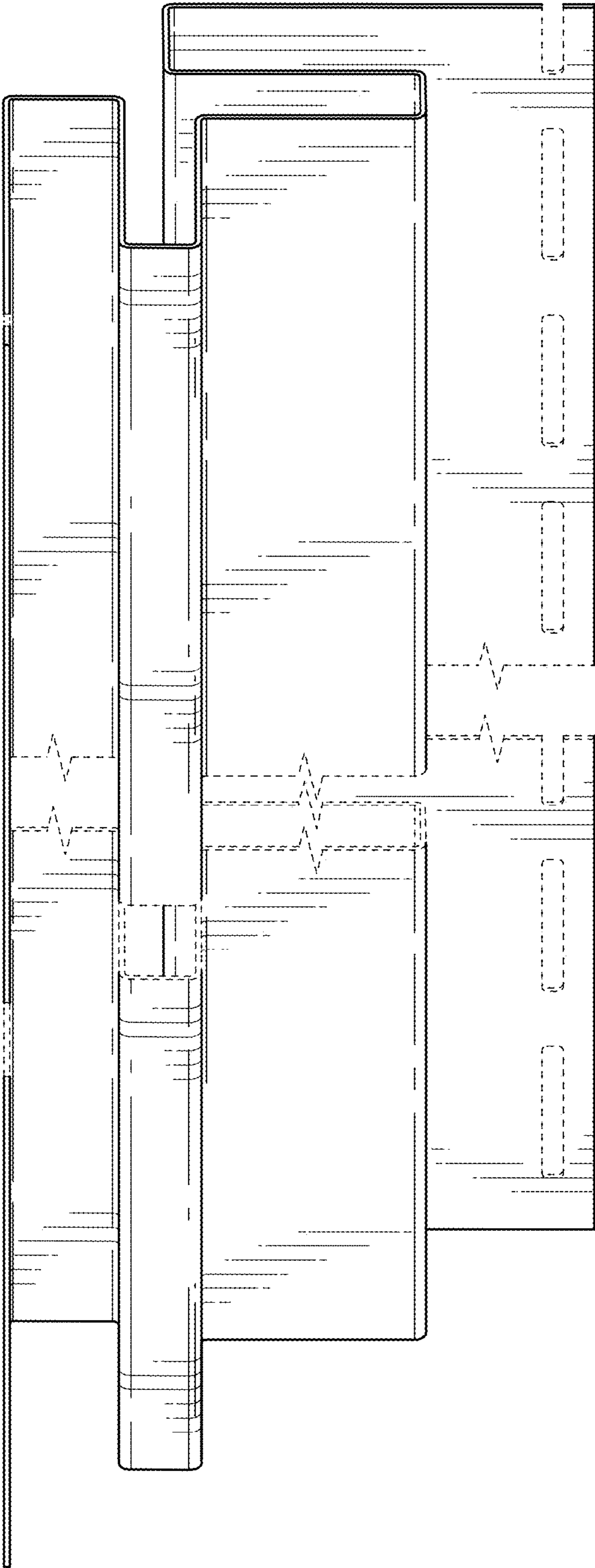


FIG. 7

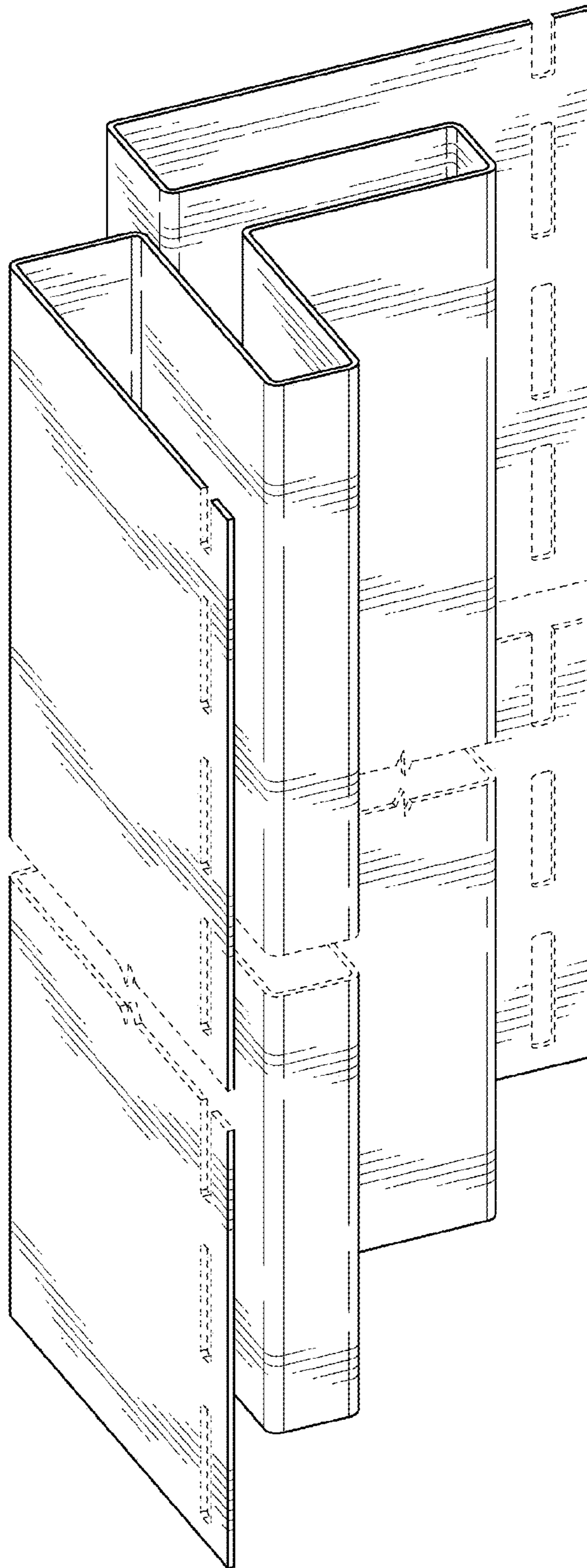


FIG. 8

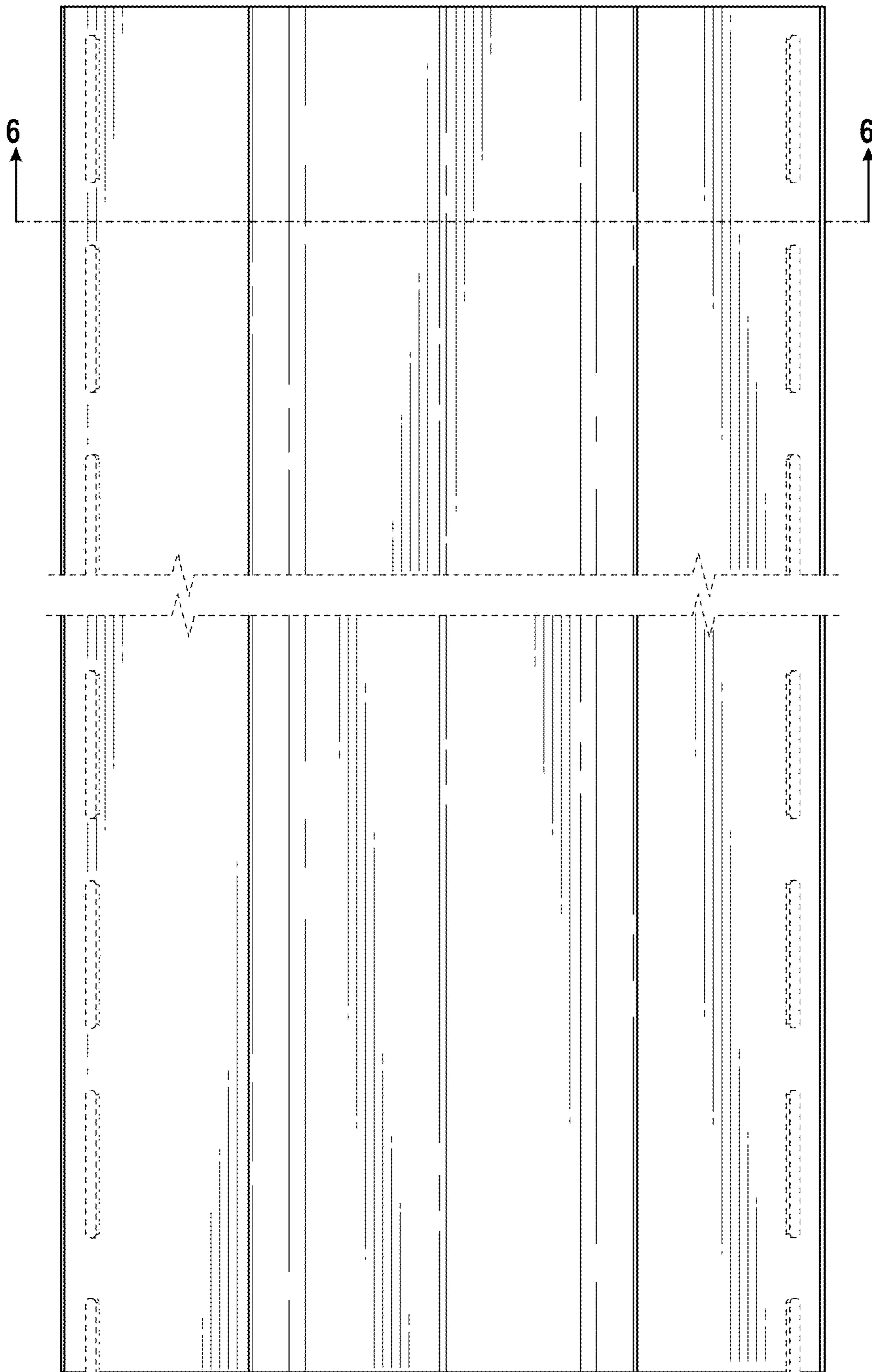


FIG. 9

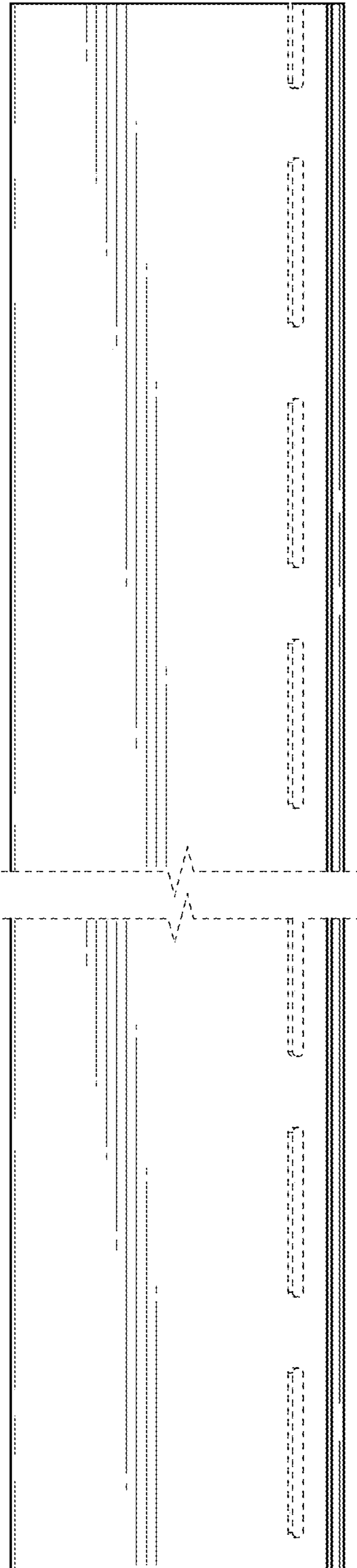


FIG. 10

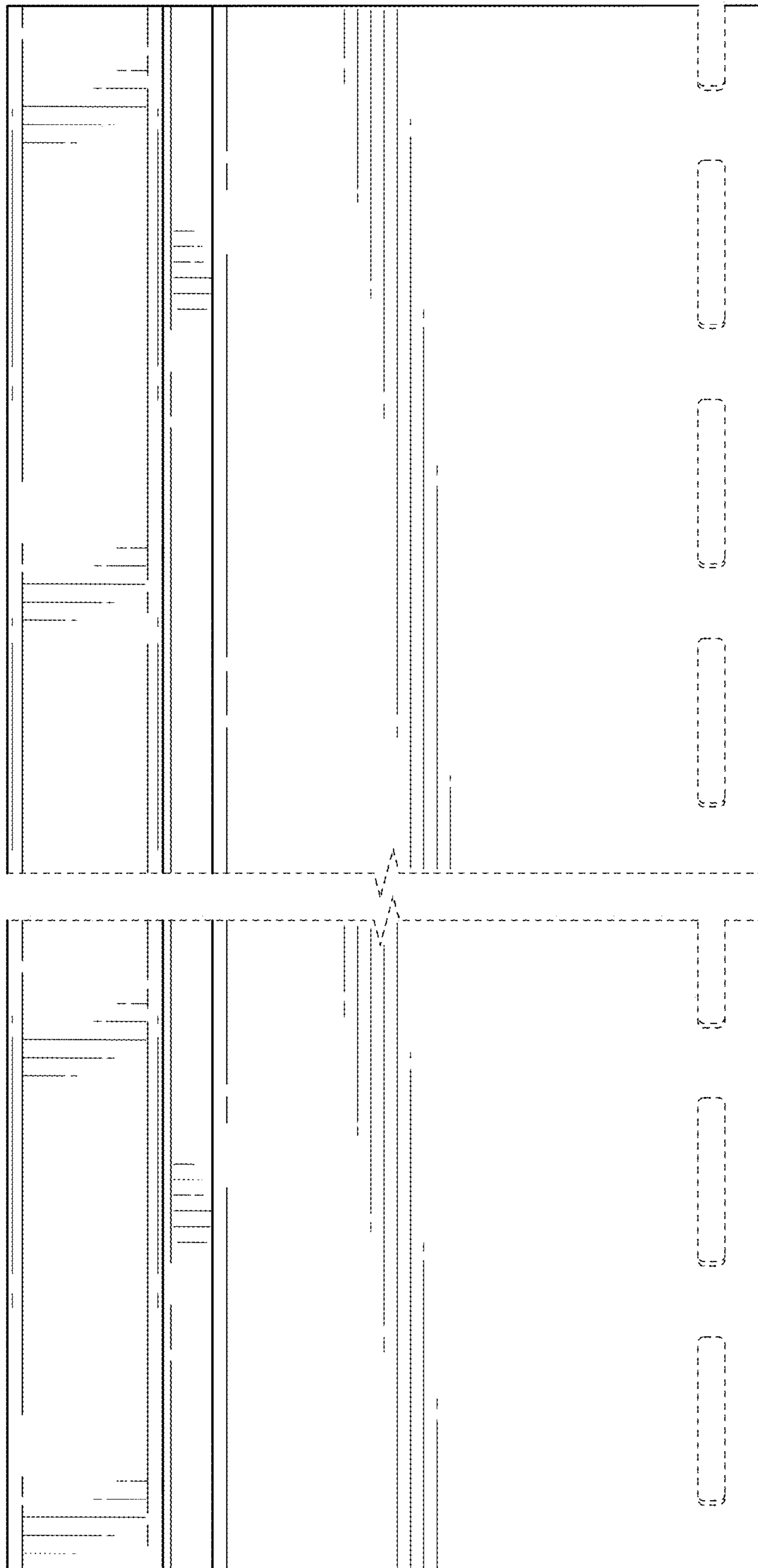


FIG. 11

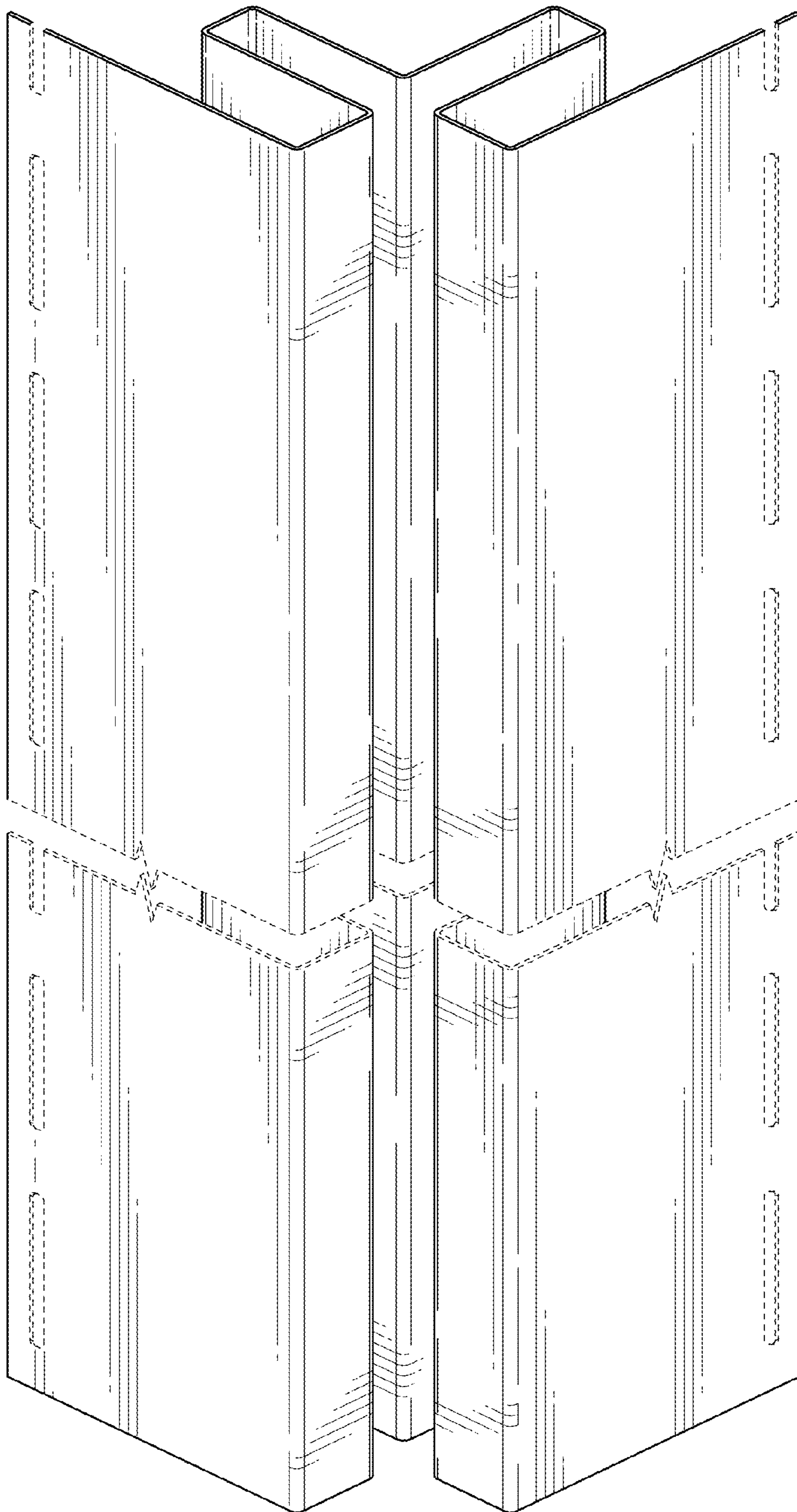


FIG. 12

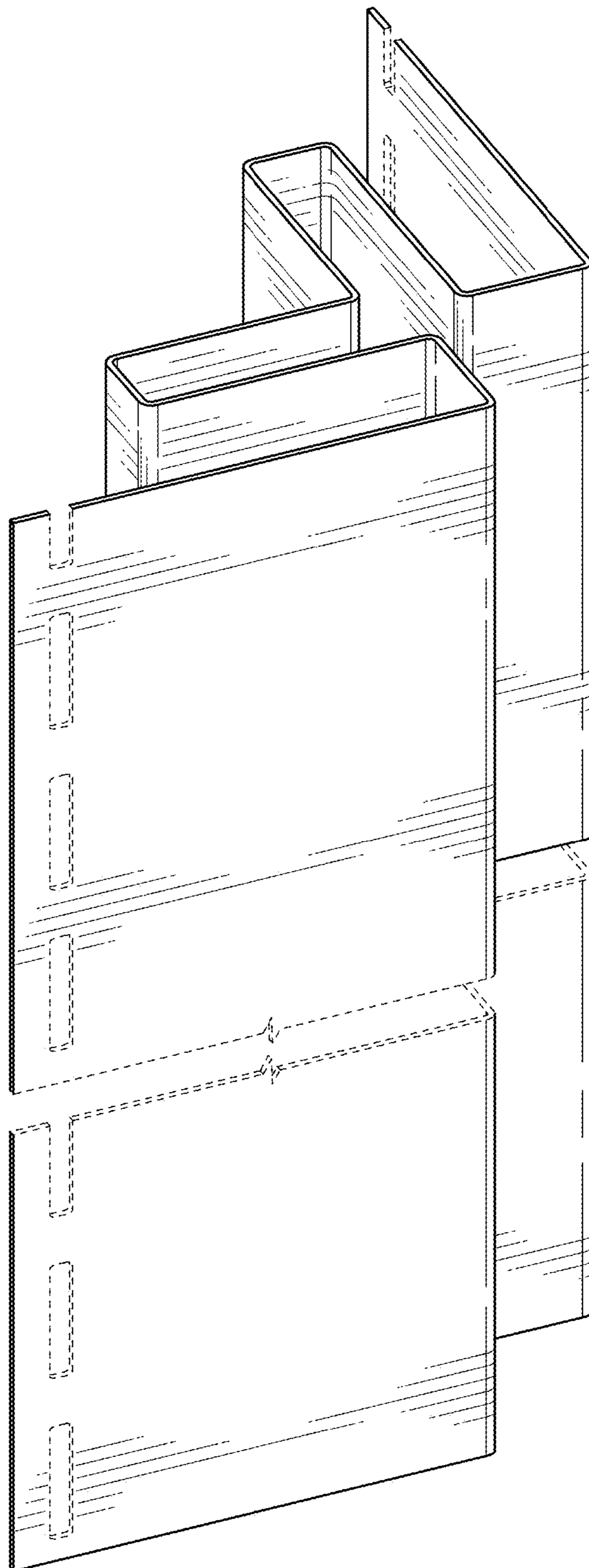


FIG. 13




FIG. 14