



US00D894418S

(12) **United States Design Patent** (10) **Patent No.:** **US D894,418 S**  
**Paterson** (45) **Date of Patent:** **\*\* Aug. 25, 2020**

(54) **MASSAGE APPARATUS**  
(71) Applicant: **Hayo'u Ltd**, London (GB)  
(72) Inventor: **Graeme Paterson**, Somerset (GB)  
(\*\*) Term: **15 Years**

D671,226 S \* 11/2012 Aulwes ..... D24/215  
D686,333 S \* 7/2013 Innes ..... D24/215  
D706,440 S \* 6/2014 Hahr ..... D24/215  
D750,797 S \* 3/2016 Mannheim ..... D24/215  
D752,239 S \* 3/2016 Stock ..... D24/214  
D850,642 S \* 6/2019 Yokoyama ..... D24/215  
D866,781 S \* 11/2019 Maroney ..... D24/200  
D868,988 S \* 12/2019 Lieberman ..... D24/215

(21) Appl. No.: **35/506,960**  
(22) Filed: **Feb. 21, 2019**

**OTHER PUBLICATIONS**

Beauty Restorer Precision Ritual <https://www.youtube.com/watch?v=jFWiHmB2-GQ> Sep. 25, 2019 (Year: 2019).\*

(80) **Hague Agreement Data**  
Int. Filing Date: **Feb. 21, 2019**  
Int. Reg. No.: **DM/201493**  
Int. Reg. Date: **Feb. 21, 2019**  
Int. Reg. Pub. Date: **Jun. 21, 2019**

\* cited by examiner

*Primary Examiner* — Samantha Q Lawrence  
(74) *Attorney, Agent, or Firm* — Harness, Dickey & Pierce, P.L.C.

(51) **LOC (12) Cl.** ..... **28-03**  
(52) **U.S. Cl.**  
USPC ..... **D24/214**

(57) **CLAIM**

The ornamental design for massage apparatus, as shown and described.

(58) **Field of Classification Search**  
USPC ..... D24/105, 133, 141, 188, 200, 208, 211, D24/214, 215, 220; 606/38, 39; 601/70, 601/72, 84, 125; D19/96; D28/7, 21, 25, D28/29, 30, 39, 54, 74, 75, 76, 77  
CPC ..... A61H 2201/0153; A61H 19/00; A61H 19/40; A61H 2205/087; A01K 13/002; A45D 24/02; A45D 24/04; A45D 24/36  
See application file for complete search history.

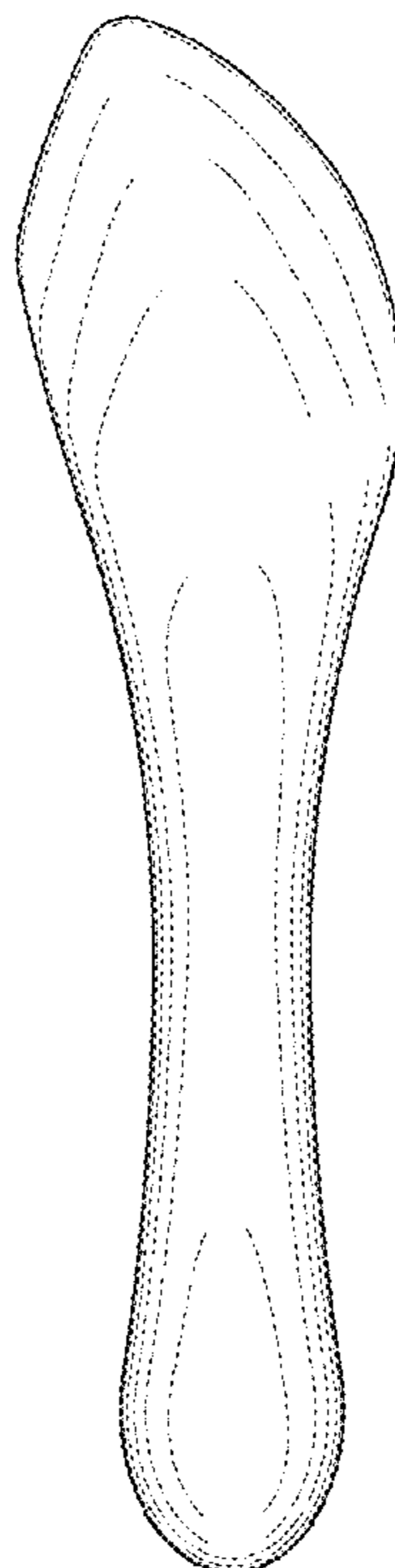
**DESCRIPTION**

1. Massage apparatus  
Figure 1.1 is a bottom view of a massage apparatus;  
Figure 1.2 is a perspective view thereof;  
Figure 1.3 is a side view thereof;  
Figure 1.4 is another perspective view thereof;  
Figure 1.5 is another perspective view thereof;  
Figure 1.6 is another perspective view thereof;  
Figure 1.7 is a front view thereof;  
Figure 1.8 is a top view thereof; and  
Figure 1.9 is another side view thereof.


(56) **References Cited**  
U.S. PATENT DOCUMENTS

D634,022 S \* 3/2011 Scappaticci ..... D24/215  
D637,309 S \* 5/2011 Park ..... D24/215

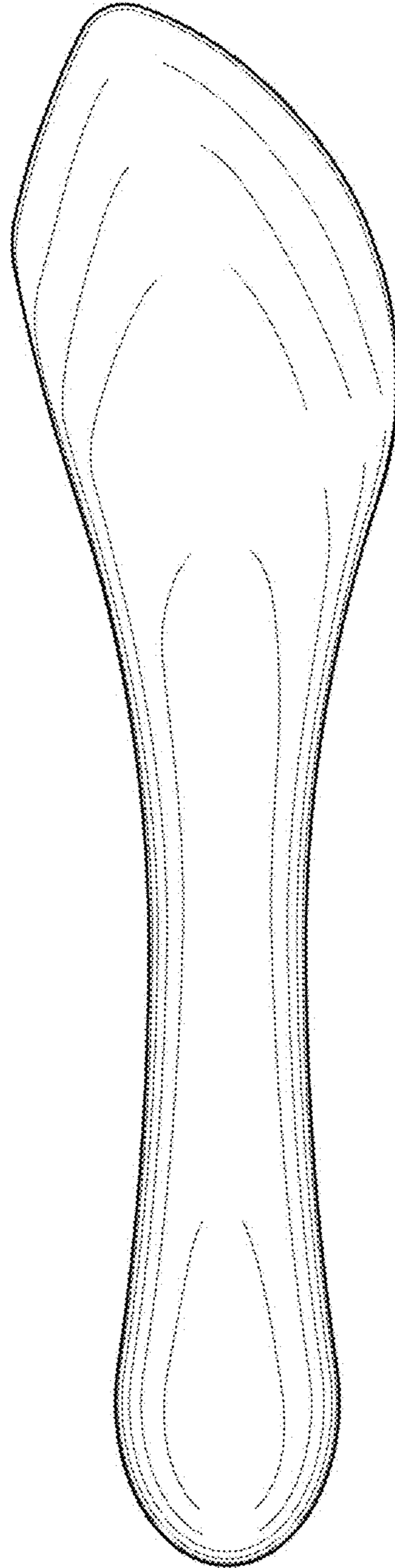
**1 Claim, 9 Drawing Sheets**



1.1



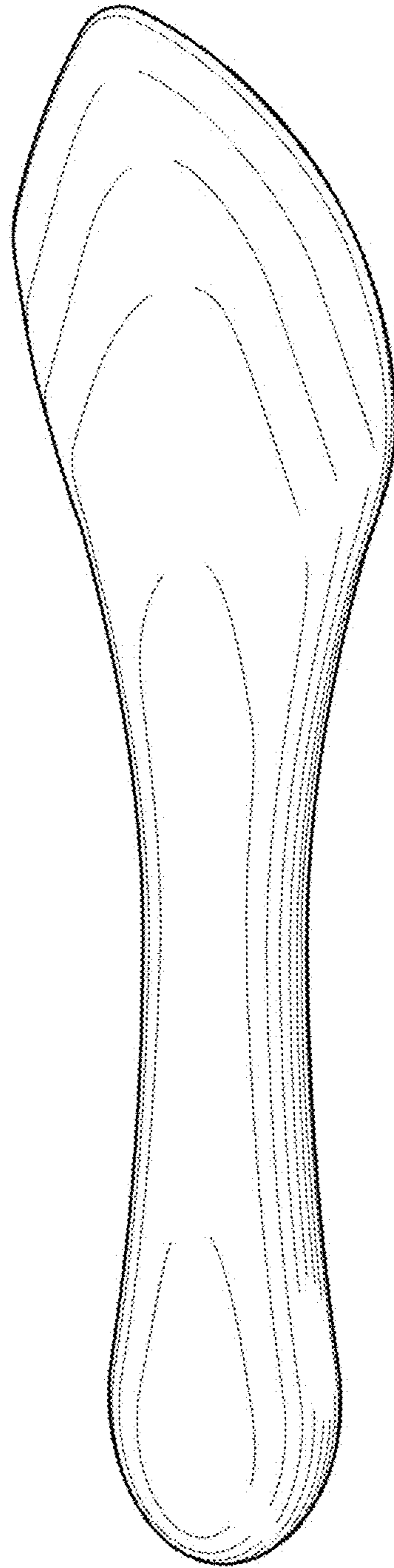
1.2



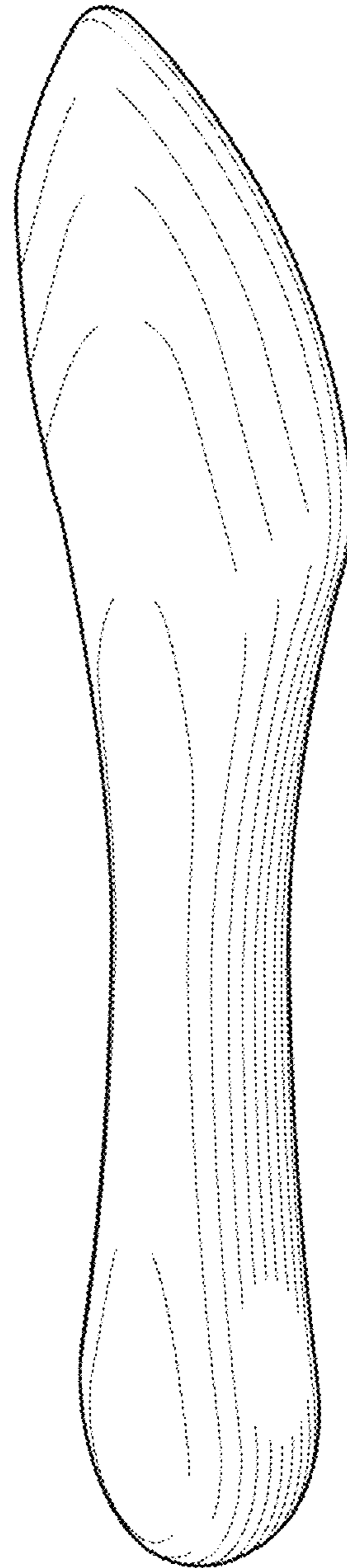
1.3



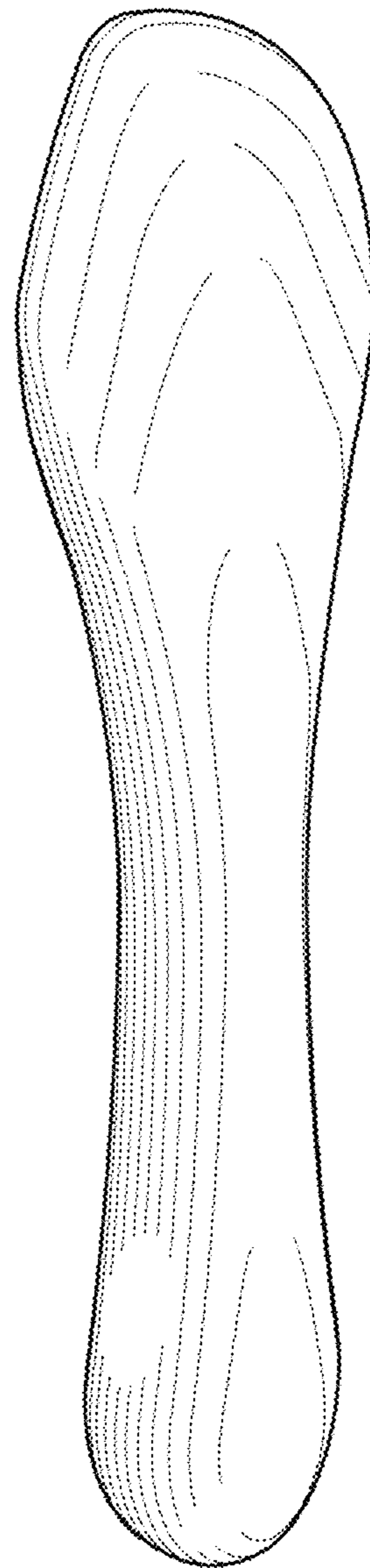
1.4



1.5

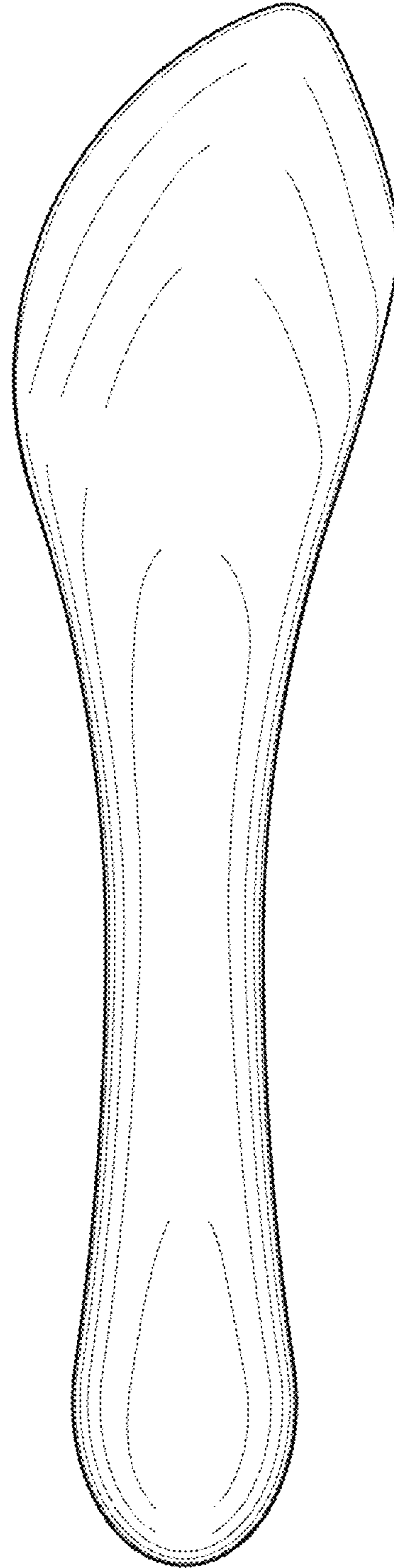


1.6



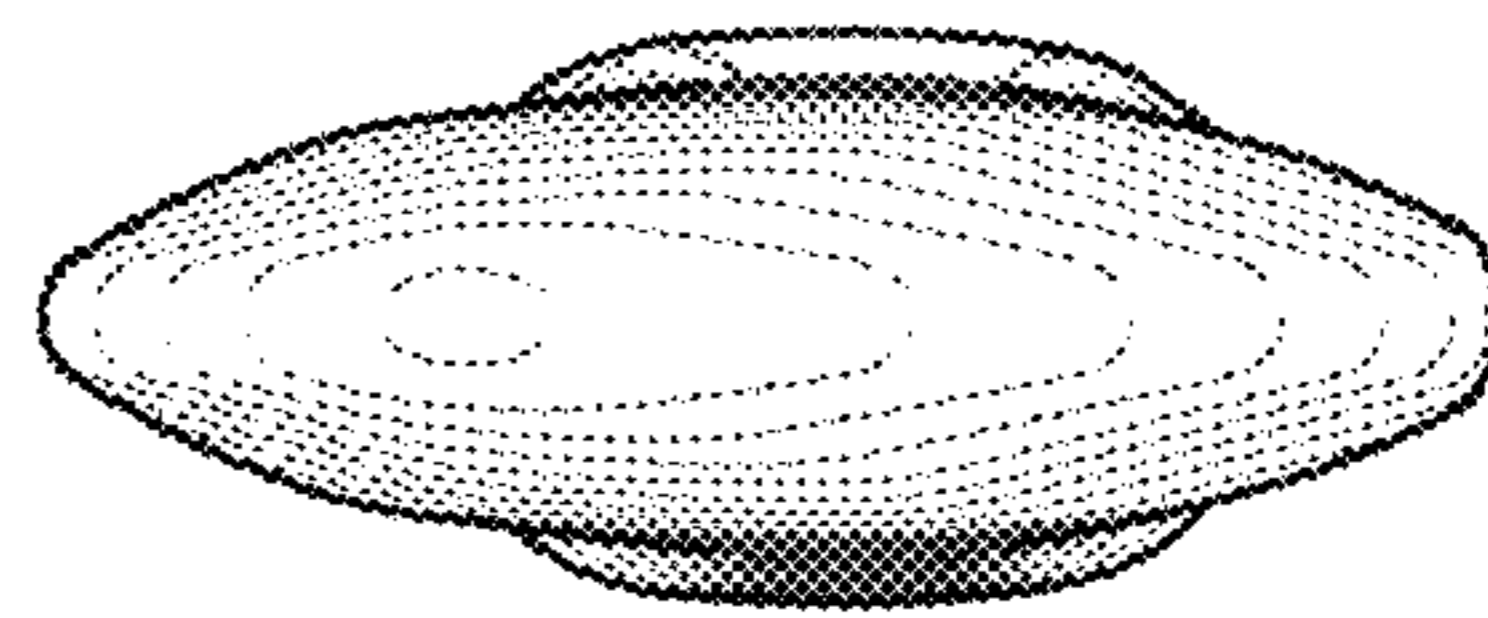


1.7





1.8



1.9

