



US00D894417S

(12) **United States Design Patent** (10) **Patent No.:** **US D894,417 S**
Paterson (45) **Date of Patent:** **** Aug. 25, 2020**

(54) **MESSAGE APPARATUS**

D846,137 S * 4/2019 Li D24/215
D874,060 S * 1/2020 Galekovic D28/21
D878,676 S * 3/2020 Hsu D28/21

(71) Applicant: **Hayo'u Ltd**, London (GB)

(72) Inventor: **Graeme Paterson**, Cheddar (GB)

(**) Term: **15 Years**

(21) Appl. No.: **35/506,946**

(22) Filed: **Feb. 20, 2019**

(80) **Hague Agreement Data**

Int. Filing Date: **Feb. 20, 2019**
Int. Reg. No.: **DM/201393**
Int. Reg. Date: **Feb. 20, 2019**
Int. Reg. Pub. Date: **Jun. 21, 2019**

(51) **LOC (12) Cl.** **28-03**

(52) **U.S. Cl.**
USPC **D24/214**

(58) **Field of Classification Search**
USPC D24/105, 133, 141, 188, 200, 208, 211,
D24/214, 215, 220; 606/38, 39; 601/70,
601/72, 84, 125; D19/96; D28/7, 21, 25,
D28/29, 30, 39, 54, 74, 75, 76, 77
CPC A61H 2201/0153; A61H 19/00; A61H
19/40; A61H 2205/087; A01K 13/002;
A45D 24/02; A45D 24/04; A45D 24/36
See application file for complete search history.

(56) **References Cited**

U.S. PATENT DOCUMENTS

D418,942 S * 1/2000 Chen D28/22
D574,110 S * 7/2008 Griffith D28/21
D840,047 S * 2/2019 Koo D24/215

OTHER PUBLICATIONS

Reduce Stress and Tension with Gua Sha for the Scalp Beauty Restorer Comb Hayo'u Method <https://www.youtube.com/watch?v=N0jU1LWMzio> Jan. 22, 2019 (Year: 2019).*
HQOOIU Jade Roller for Face Jade Comb and Gua Sha Facial Tool Set https://www.amazon.com/Scraping-Slimming-Massager-Relaxing-Rejuvenates/product-reviews/B07H32DK7C/ref=cm_cr_arp_d_paging_btm_next_2?ie=UTF8&reviewerType=all_reviews&pageNumber=2 Dec. 10, 2018 (Year: 2018).*

* cited by examiner

Primary Examiner — Samantha Q Lawrence
(74) *Attorney, Agent, or Firm* — Harness, Dickey & Pierce, P.L.C.

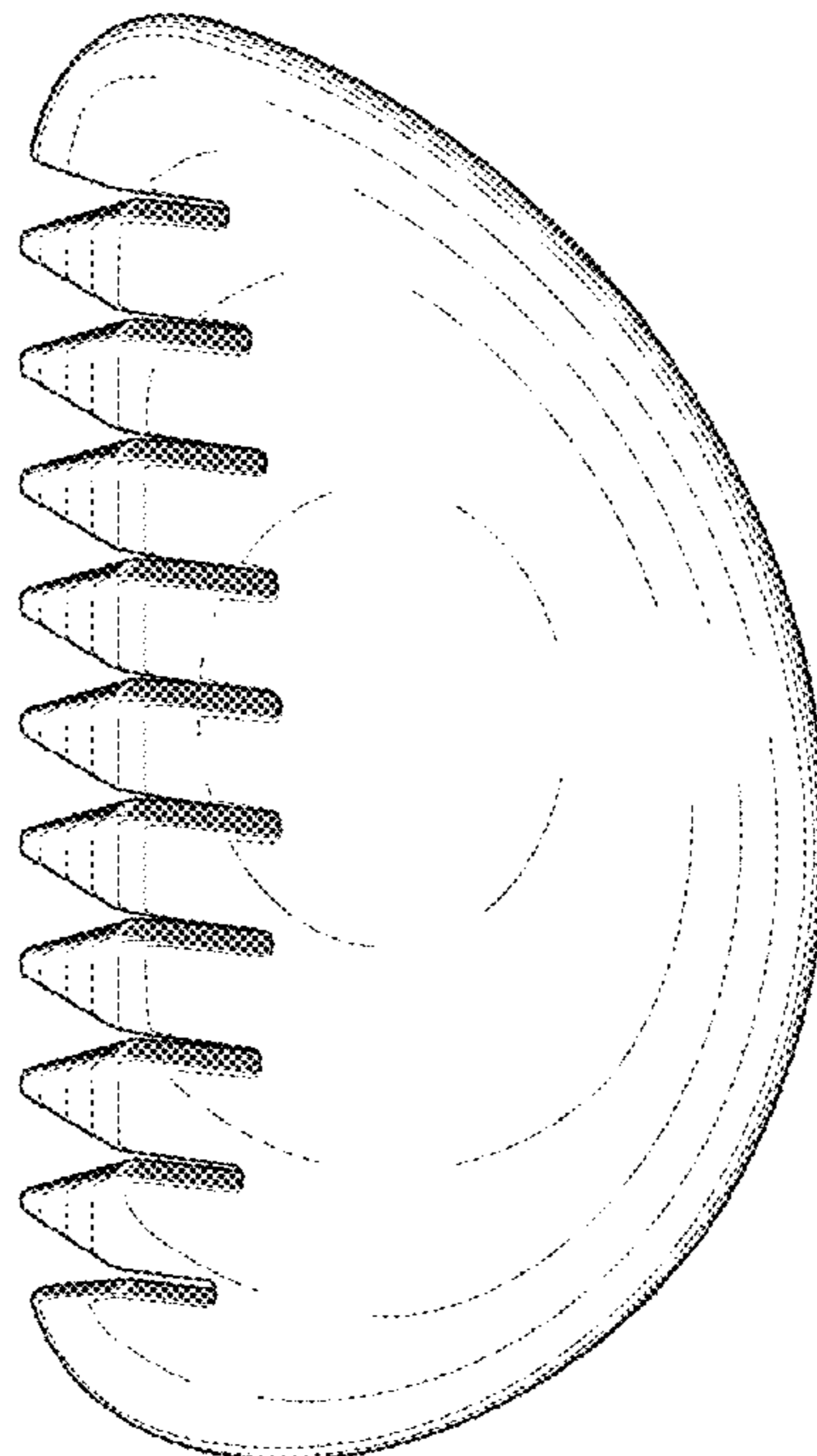
(57) **CLAIM**

The ornamental design for a massage apparatus, as shown and described.

DESCRIPTION

1. Massage apparatus
Figure 1.1 is a top view of a massage apparatus;
Figure 1.2 is a perspective view thereof;
Figure 1.3 is a front view thereof;
Figure 1.4 is a side view thereof; and
Figure 1.5 is another perspective view thereof;
Figure 1.6 is another perspective view thereof;
Figure 1.7 is a rear view thereof;
Figure 1.8 is another side view thereof; and
Figure 1.9 is a bottom view thereof.

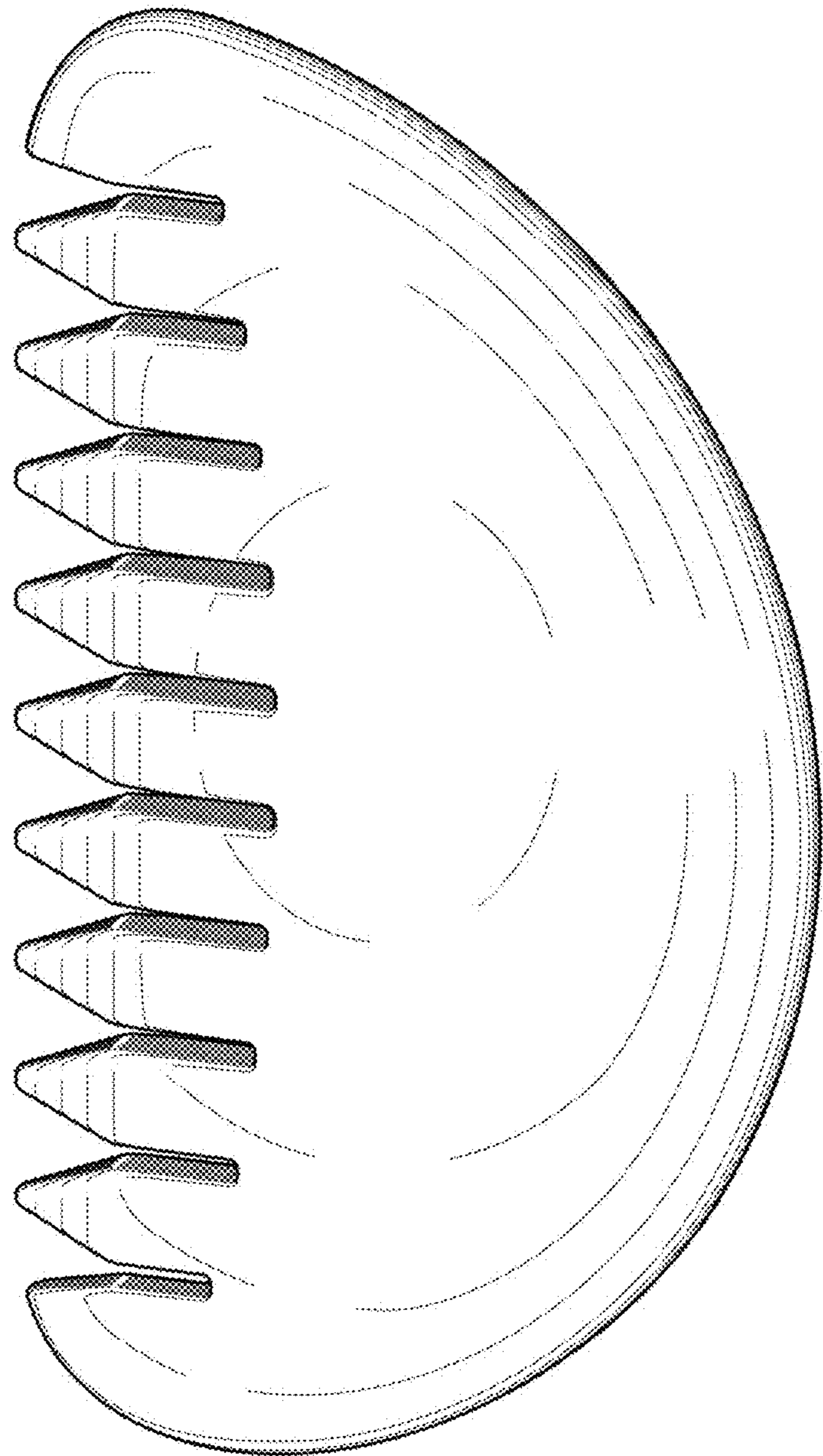
1 Claim, 9 Drawing Sheets



1.1



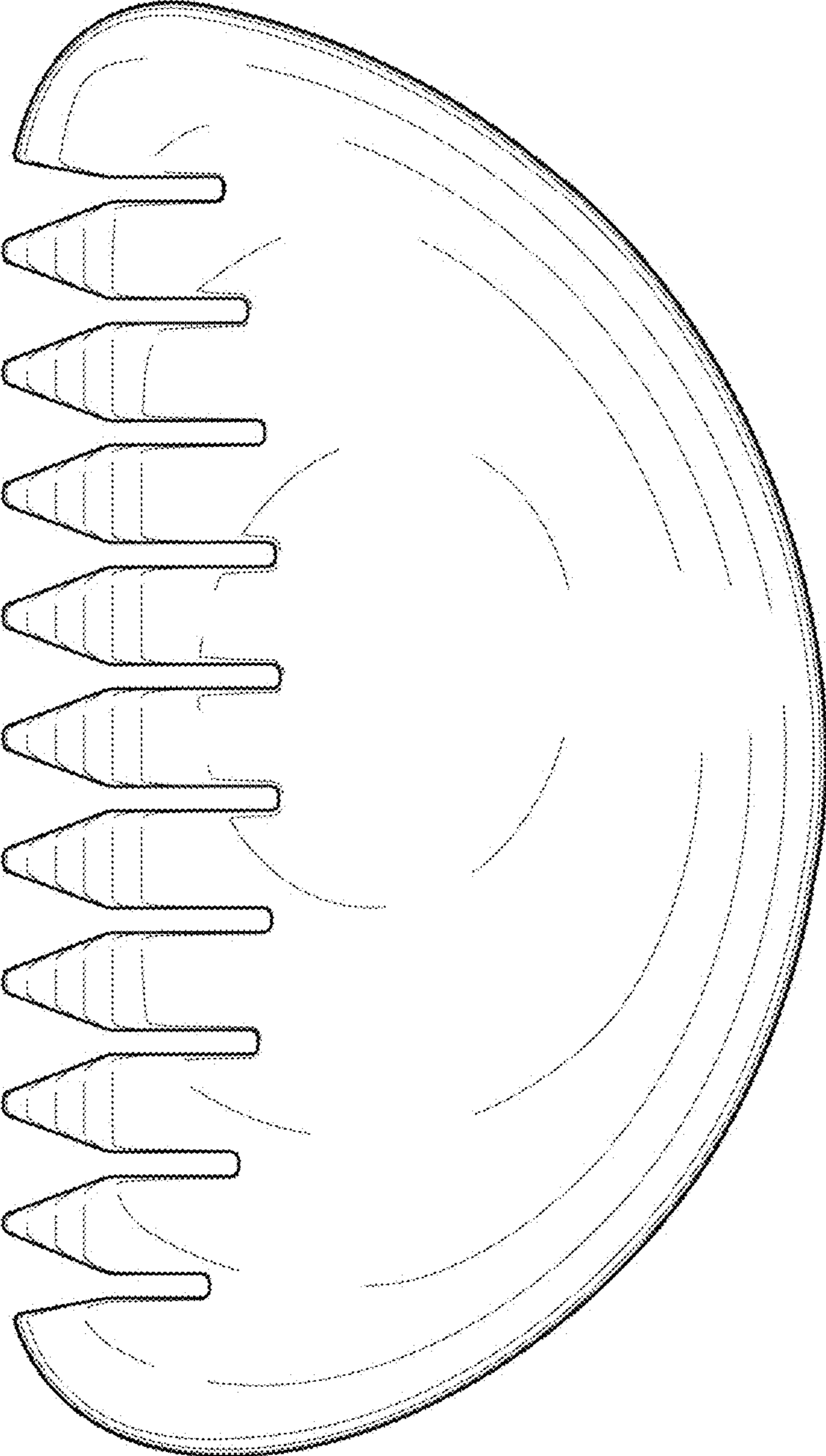
1.2



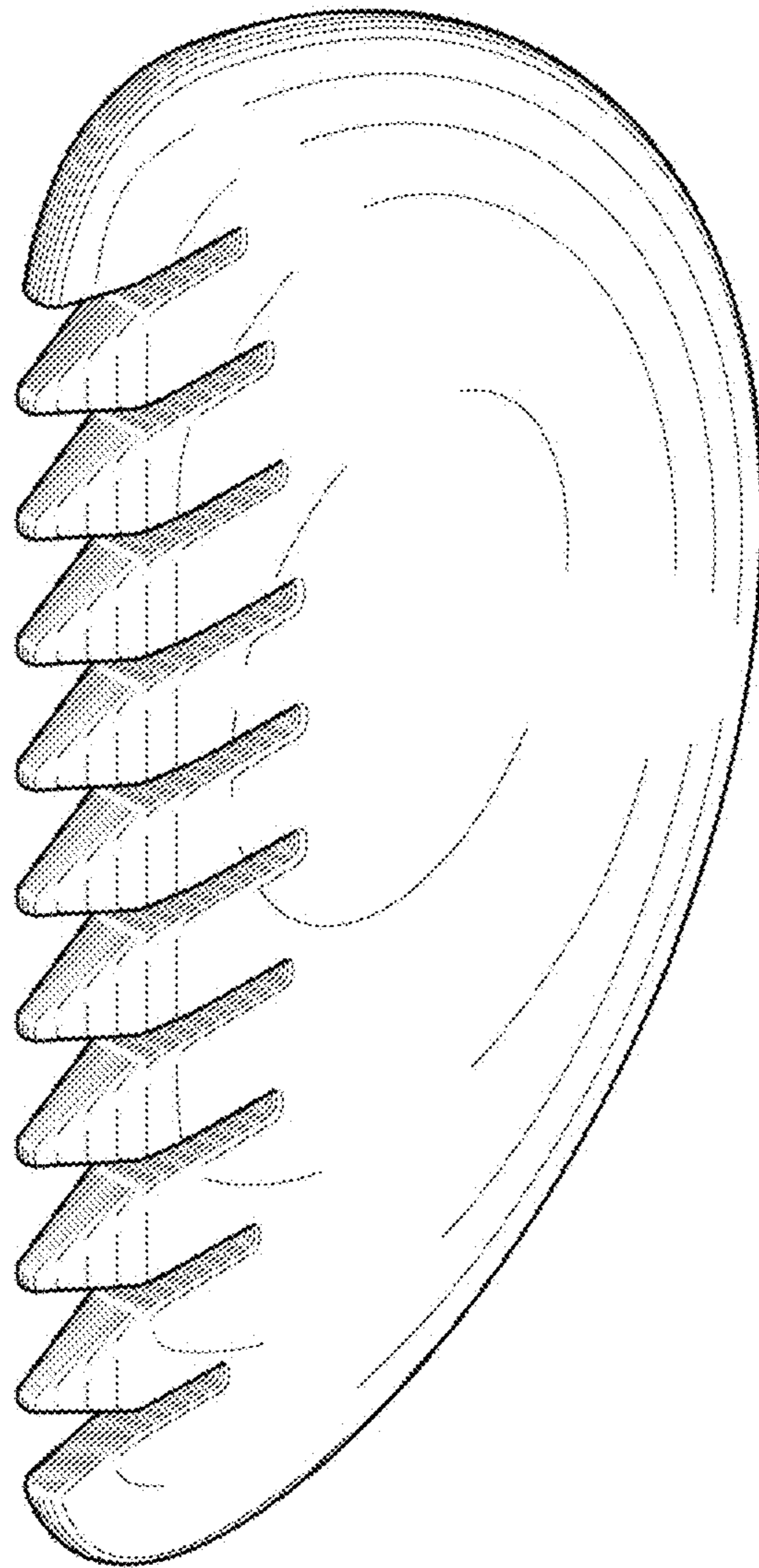
1.3



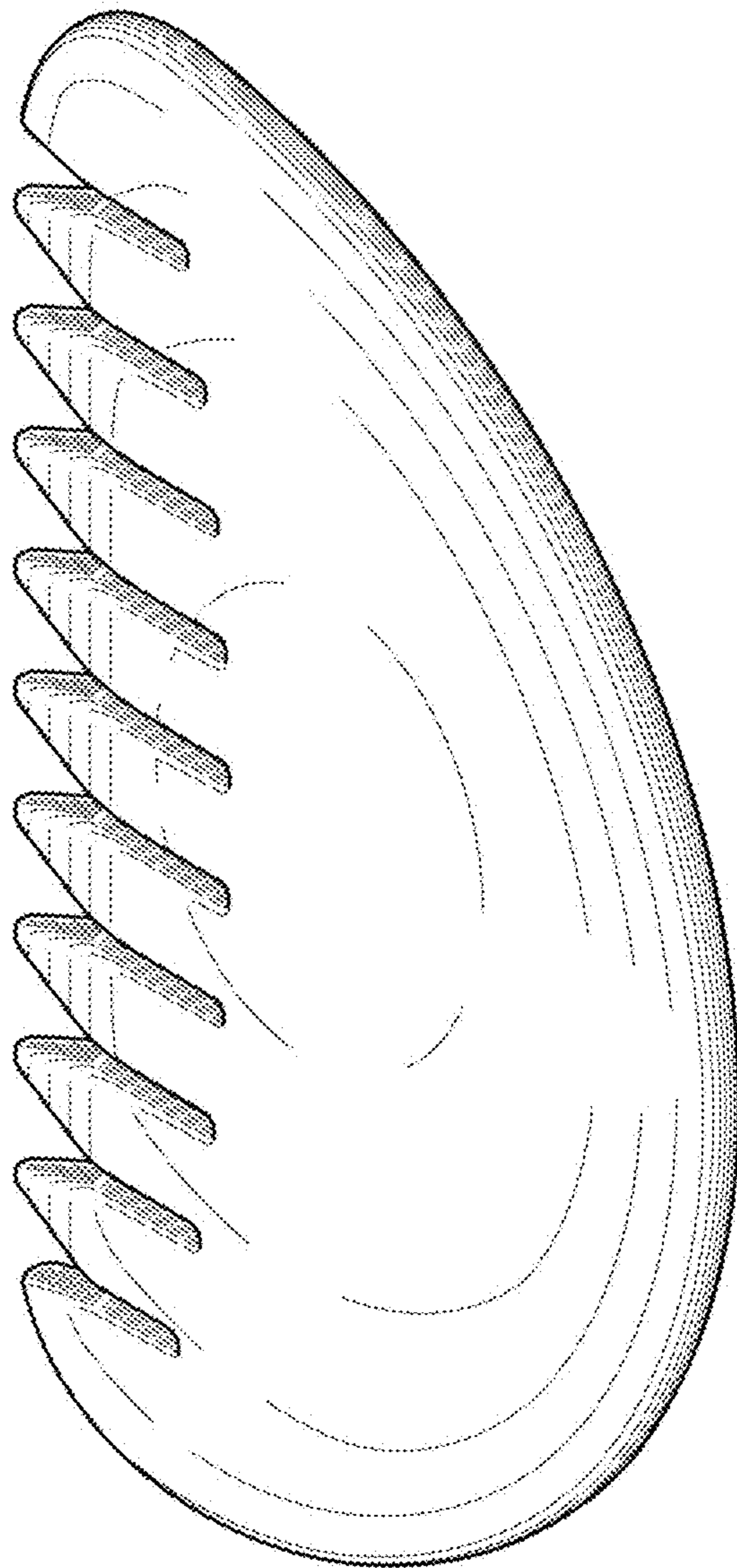
1.4




1.5



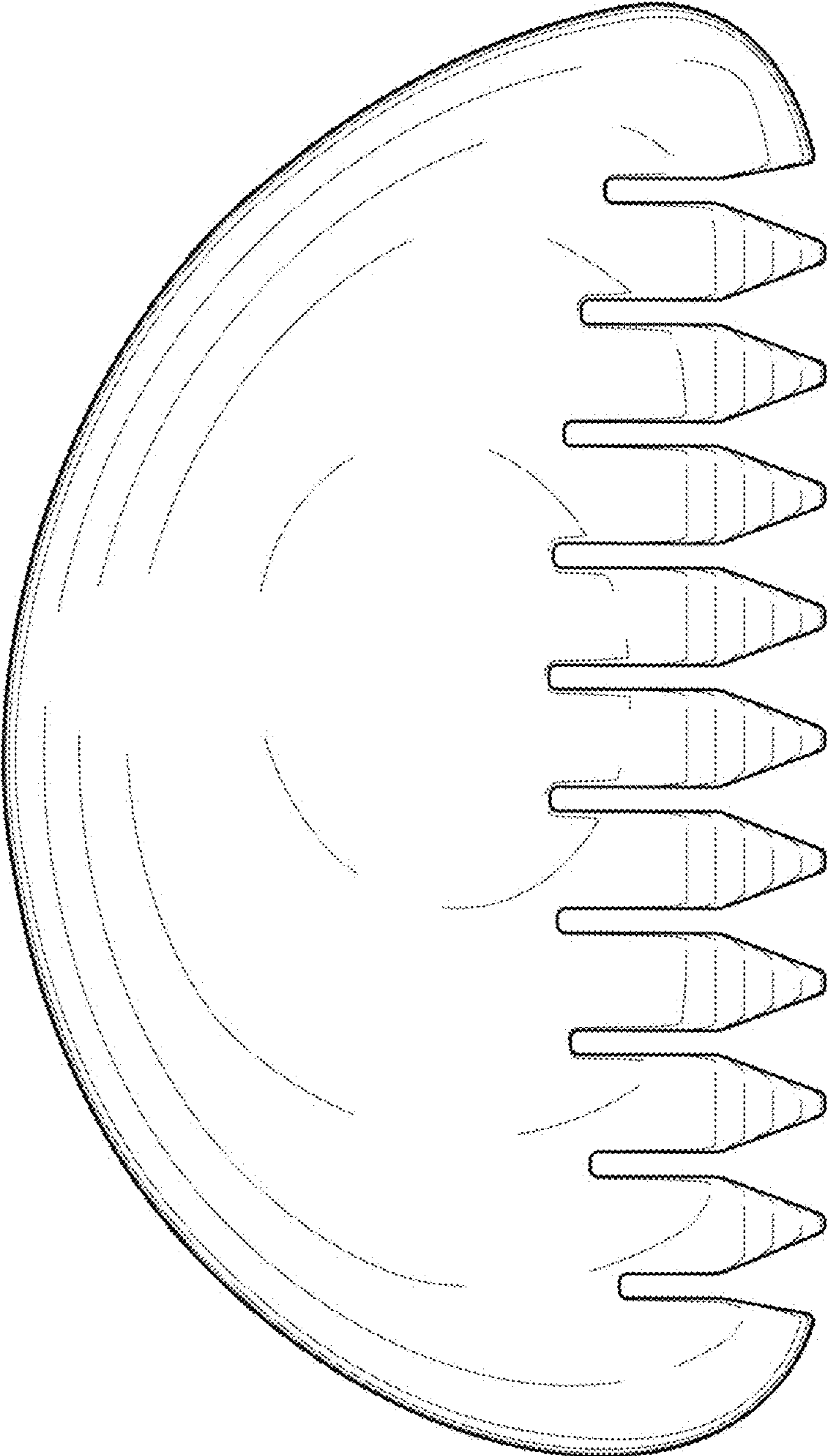
1.6



1.7



1.8



1.9

