



US00D894392S

(12) **United States Design Patent**
Gelinas et al.

(10) **Patent No.:** **US D894,392 S**

(45) **Date of Patent:** **** Aug. 25, 2020**

(54) **IMPLANT**

(71) Applicant: **C.R. Bard, Inc.**, Murray Hill, NJ (US)

(72) Inventors: **Christopher W. Gelinas**, Providence, RI (US); **Stephen N. Eldridge**, Exeter, RI (US); **Jon I. Montcrieff**, Mansfield, MA (US); **Sarah B. Borysenko**, Providence, RI (US); **Frederick H. Strickler, Jr.**, Boston, MA (US); **Scott Narkevicius**, Wakefield, RI (US)

(73) Assignee: **C.R. Bard, Inc.**, Murray Hill, NJ (US)

(**) Term: **15 Years**

(21) Appl. No.: **29/677,785**

(22) Filed: **Jan. 23, 2019**

Related U.S. Application Data

(62) Division of application No. 29/532,249, filed on Jul. 2, 2015, now Pat. No. Des. 841,809.

(51) **LOC (12) Cl.** **24-03**

(52) **U.S. Cl.**

USPC **D24/155**

(58) **Field of Classification Search**

USPC D24/155-157

CPC A61F 2/07; A61F 2/90; A61F 2/958; A61F 2002/016; A61F 2002/072; A61F 2002/075; A61F 2002/91541; A61F 2220/0075; A61F 2230/0069

See application file for complete search history.

(56) **References Cited**

U.S. PATENT DOCUMENTS

5,771,716 A * 6/1998 Schlüssel D04B 21/10
66/193

D672,009 S * 12/2012 Flournoy D23/207

(Continued)

FOREIGN PATENT DOCUMENTS

JP 951459 S 4/1996

JP 1049554 S 9/1999

JP 1049737 S 9/1999

OTHER PUBLICATIONS

“Proceed® Surgical Mesh.” Ethicon—part of the Johnson & Johnson Family of Companies. Retrieved Oct. 10, 2015 from waybackmachine.com with an archive date of May 16, 2015. <https://web.archive.org/web/20150516044129/http://www.ethicon.com/healthcare-professionals/products/hernia-repair-and-fixation/hernia-mesh-tissue-separating-mesh/proceed-surgical-mesh>.

(Continued)

Primary Examiner — Charles D Hanson

(74) *Attorney, Agent, or Firm* — Wolf, Greenfield & Sacks, P.C.

(57) **CLAIM**

The ornamental design for an implant, as shown and described.

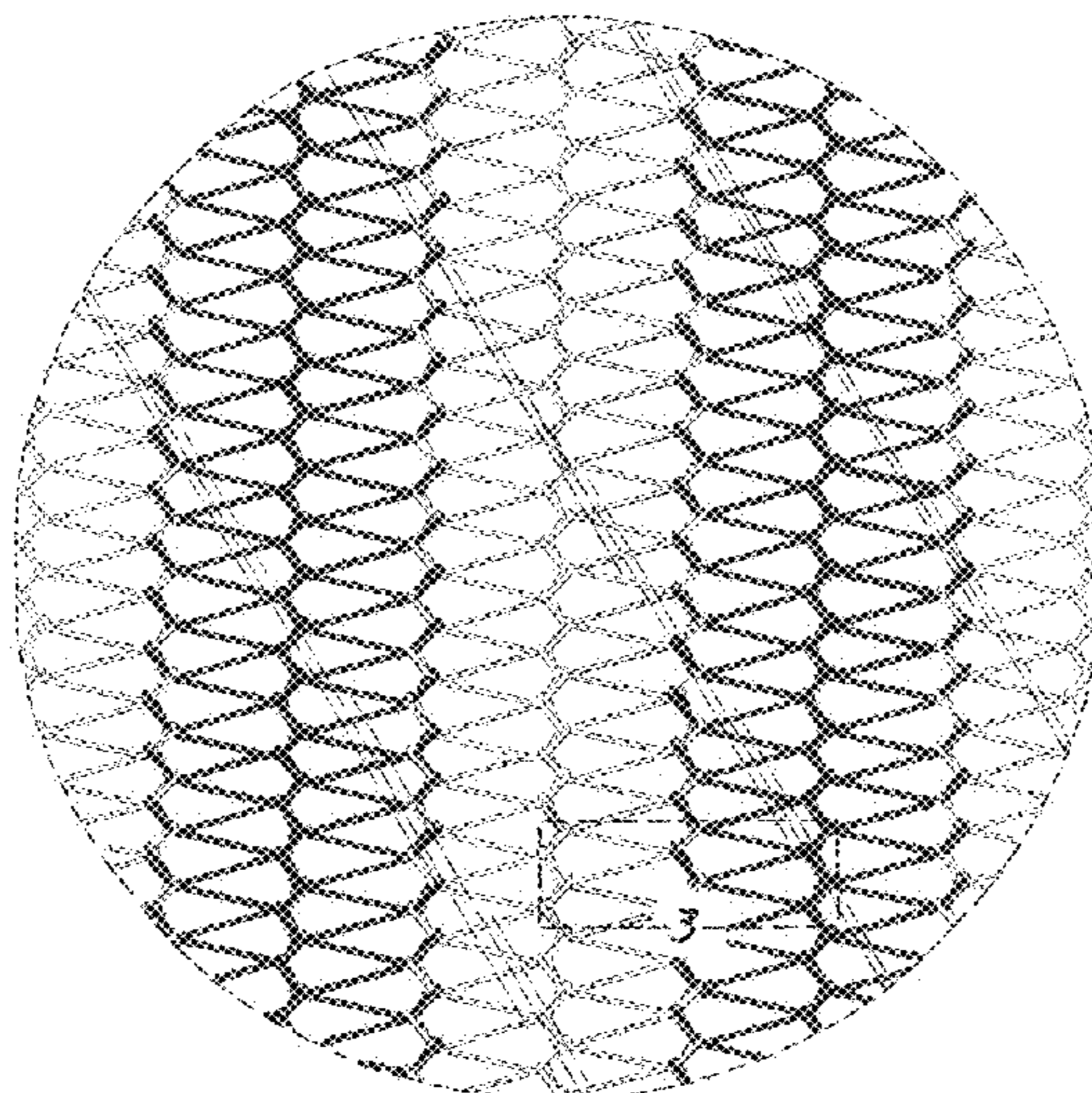
DESCRIPTION

The patent or application file contains at least one drawing executed in color. Copies of this patent or patent publication with color drawing(s) will be provided by the Office upon request and payment of the necessary fee.

FIG. 1 is a front elevation view showing our new design; FIG. 2 is a rear elevational elevation view of FIG. 1; FIG. 3 is an enlarged detail view of a portion of FIG. 1; FIG. 4 is a left side elevation view of FIG. 3; FIG. 5 is a right side elevation view of FIG. 3; FIG. 6 is a top plan view of FIG. 3; and, FIG. 7 is a bottom plan view of FIG. 3.

The broken lines of FIGS. 1-2 and 4-7 show portions of the implant that form no part of the claimed design. FIGS. 1, 3, and 5-7 include portions shown in the color purple, and the stippled regions represent a color contrasting with the purple color. The dash-dot broken lines of FIGS. 4-7 represent boundaries of the claimed design and form no part of the claimed design.

1 Claim, 4 Drawing Sheets
(3 of 4 Drawing Sheet(s) Filed in Color)



(56)

References Cited

U.S. PATENT DOCUMENTS

8,418,508 B2 * 4/2013 Lecuivre A61F 2/0063
66/170
9,326,840 B2 * 5/2016 Mortarino A61F 2/0063
9,492,261 B2 * 11/2016 Cohen A61F 2/0063
9,622,843 B2 * 4/2017 Bailly A61F 2/0063
9,713,520 B2 * 7/2017 Jacinto A61F 2/0063
D841,809 S 2/2019 Gelinas et al.
2008/0167729 A1 * 7/2008 Nelson A61F 2/0063
623/23.72
2014/0257348 A1 * 9/2014 Priewe A61F 2/0063
606/151
2015/0057762 A1 * 2/2015 Harms A61L 31/148
623/23.74

OTHER PUBLICATIONS

“Ultrapro Comfort Plug,TM” Partially Absorbable Hernia Repair Device. Ethicon—part of the Johnson & Johnson Family of Companies. Retrieved Oct. 10, 2015 from waybackmachine.com with an archive date of May 12, 2015. <https://web.archive.org/web/20150512002714/http://www.ethicon.com/healthcare-professionals/products/hernia-repair-and-fixation/hernia-mesh-devices/ultrapro-comfort-plug-partially-absorbable-hernia-repair-device>.

“VentralightTM ST Mesh” featuring Septra technology. Copyright 2011 Bard, Inc.

Galli s.r.l. Lavaorazioni Materie Plastiche, p. 14, [Publication date unknown to Applicant].

* cited by examiner

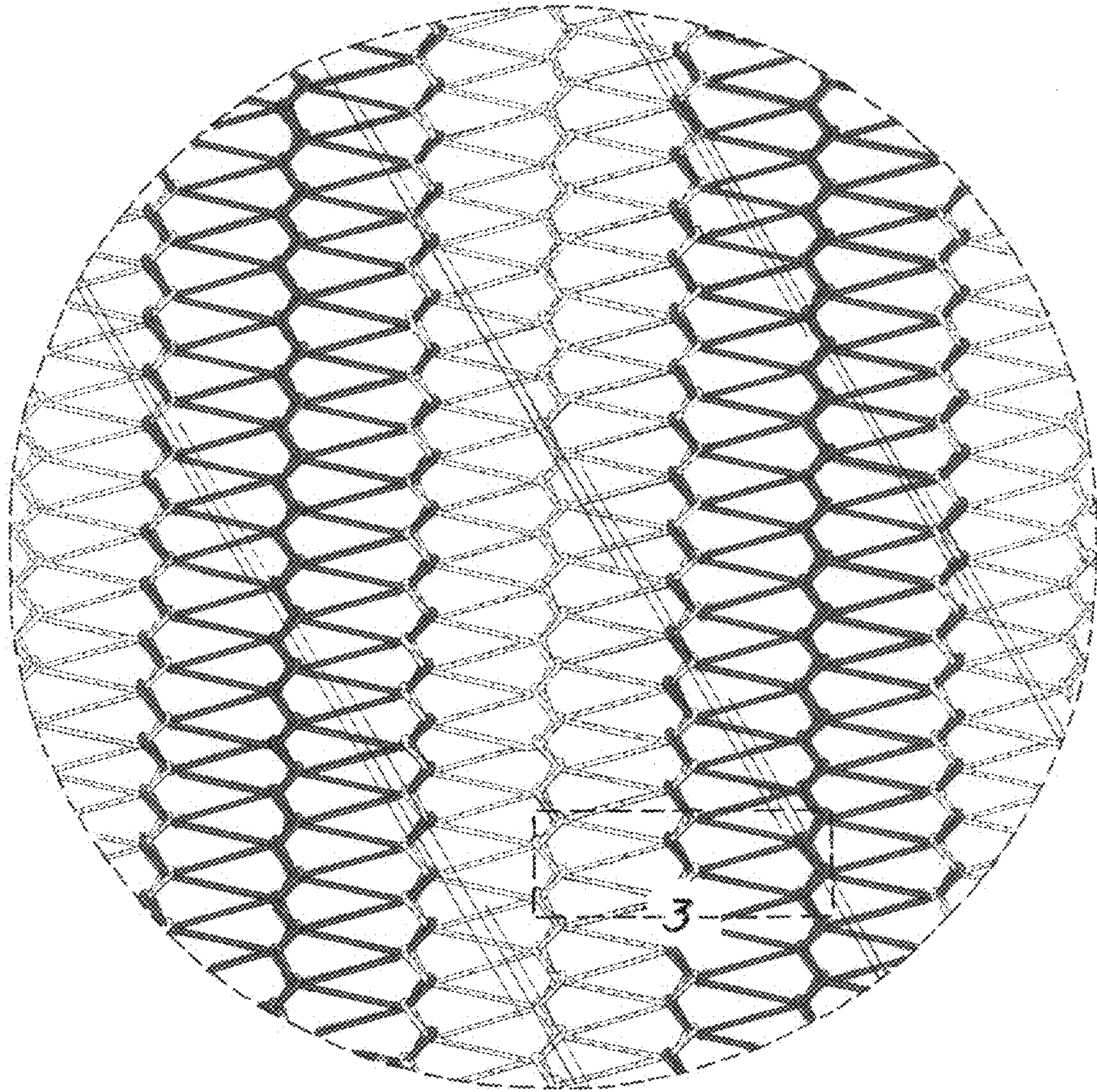


Fig. 1

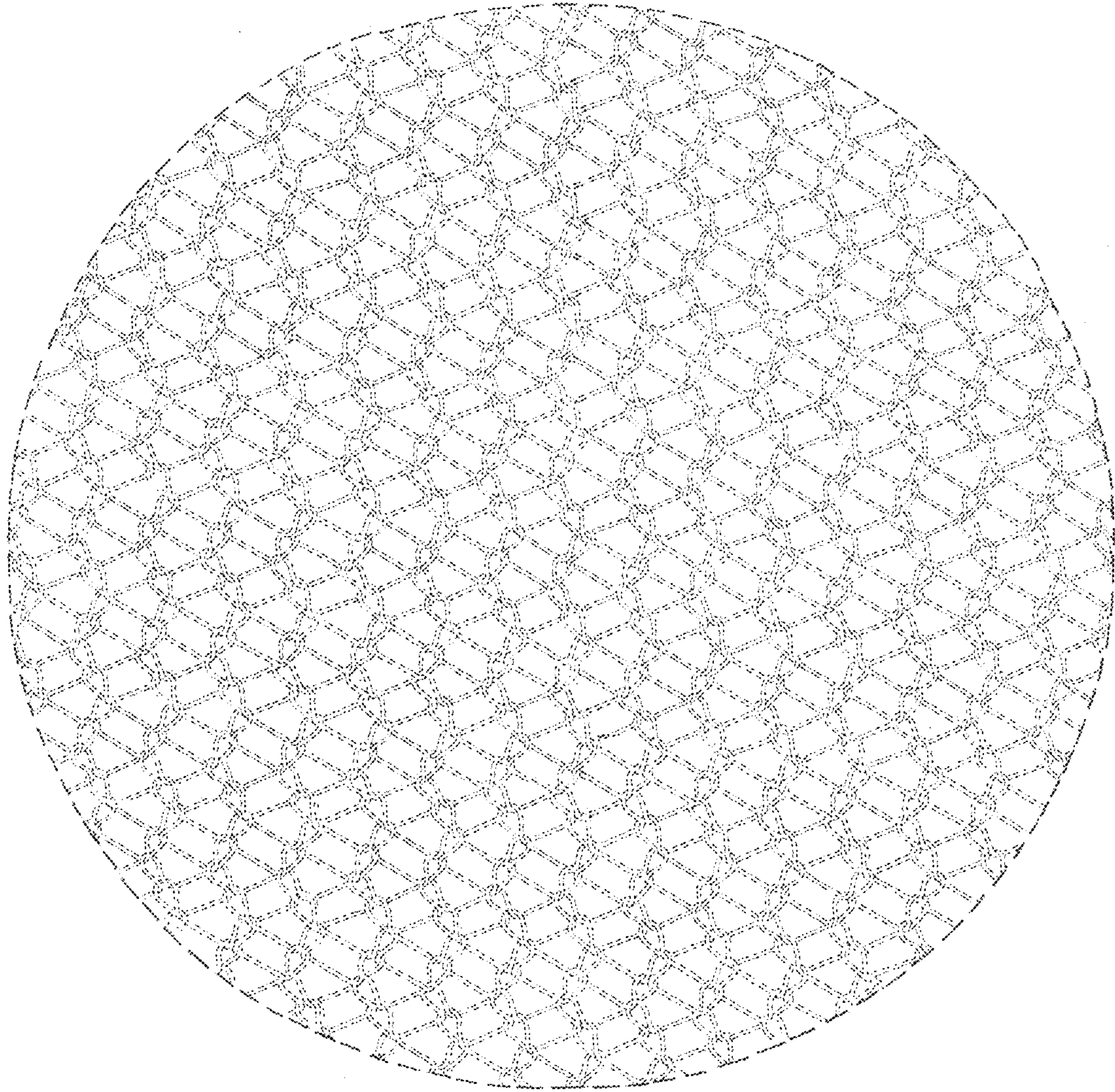


Fig. 2

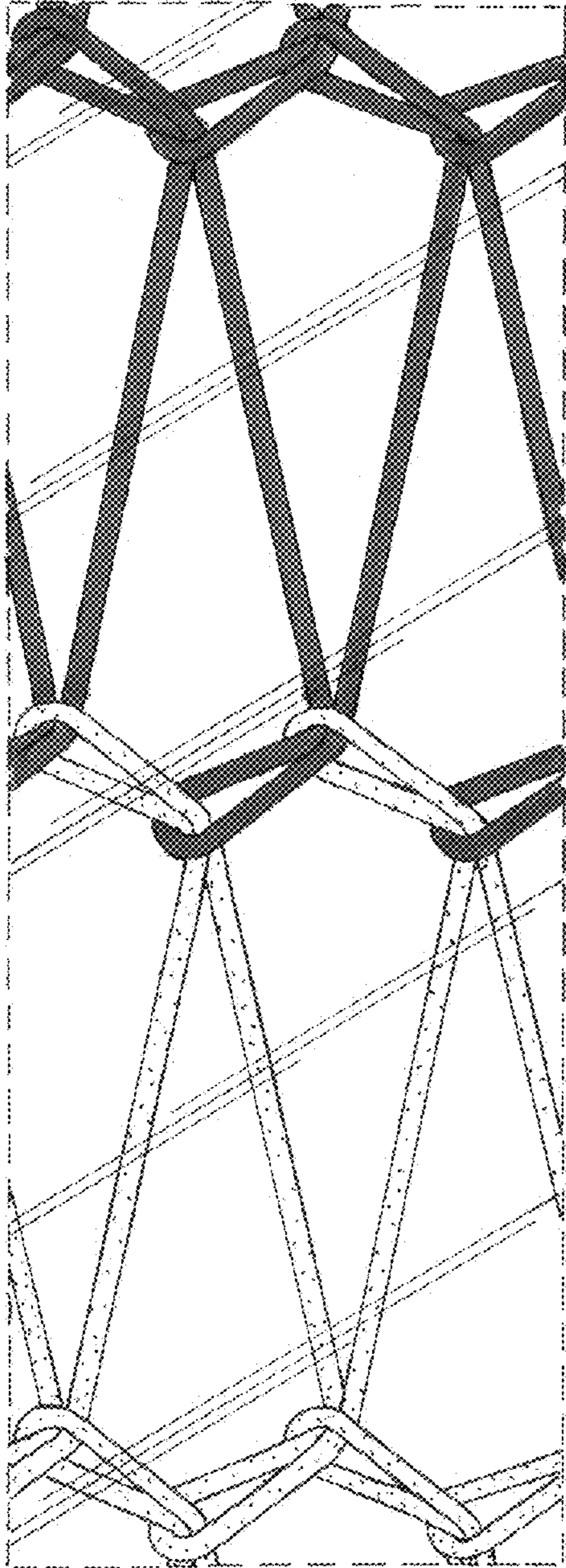


Fig. 3

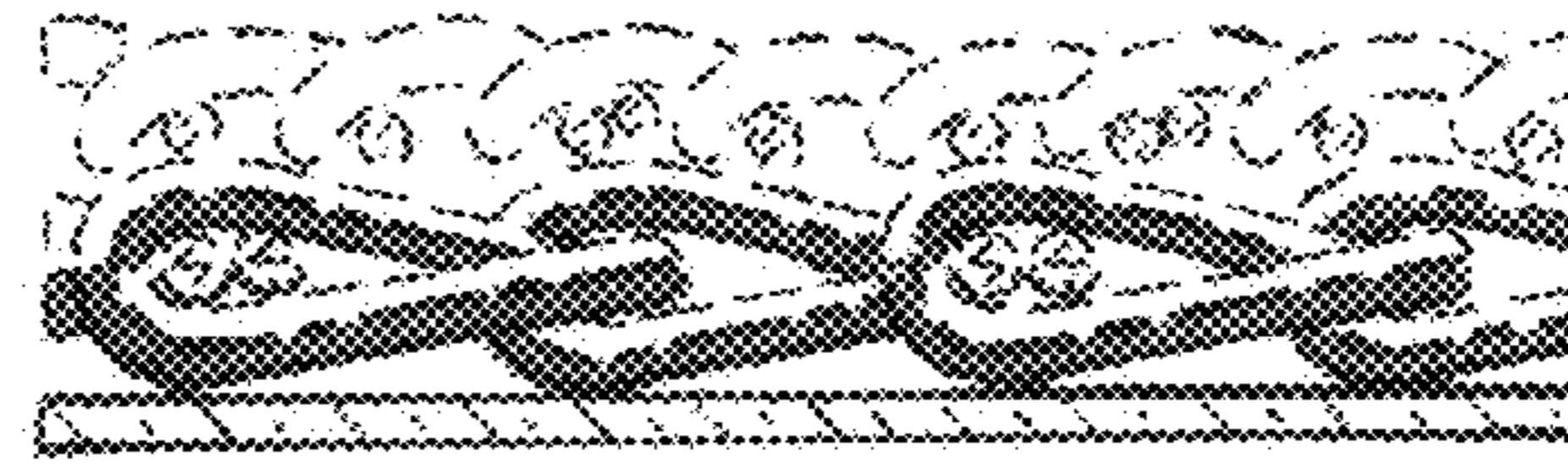


Fig. 5




Fig. 4

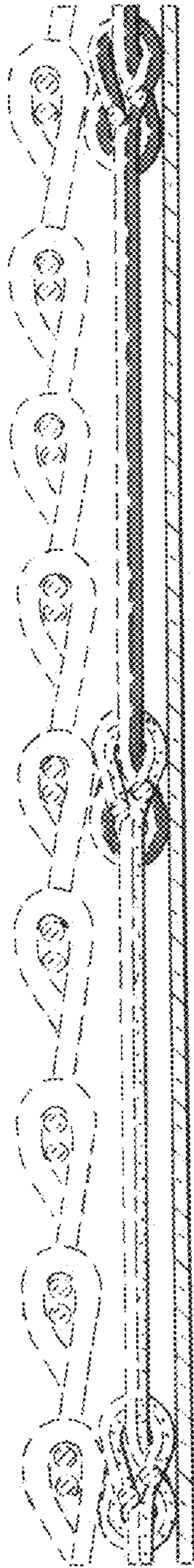


Fig. 6

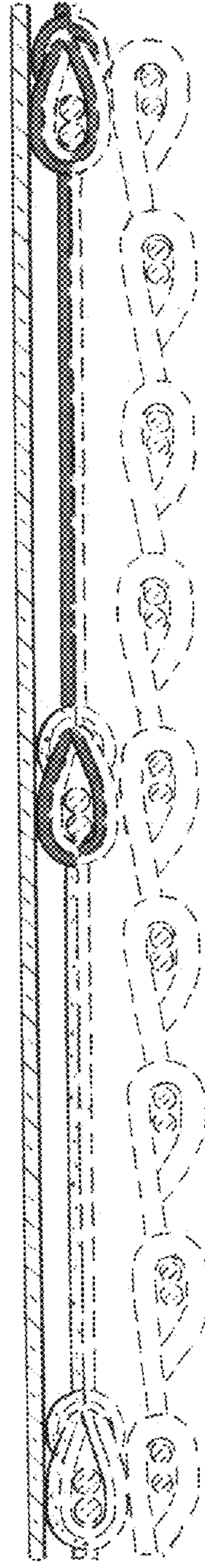


Fig. 7