



US00D894366S

(12) **United States Design Patent**
Gebert et al.

(10) **Patent No.:** **US D894,366 S**

(45) **Date of Patent:** **** Aug. 25, 2020**

(54) **VENTILATION UNIT**

(71) Applicant: **ebm-papst Mulfingen GmbH & Co. KG, Mulfingen (DE)**

(72) Inventors: **Daniel Gebert, Öhringen (DE); Thomas Heli, Langenburg (DE); Peter Riegler, Boxberg (DE); Valerius Schaff, Kupferzell (DE)**

(73) Assignee: **ebm-papst Mulfingen GmbH & Co. KG, Mulfingen (DE)**

(**) Term: **15 Years**

(21) Appl. No.: **29/669,141**

(22) Filed: **Nov. 6, 2018**

(30) **Foreign Application Priority Data**

May 7, 2018 (EM) 005260296-0002

(51) **LOC (12) Cl.** **23-04**

(52) **U.S. Cl.**
USPC **D23/382**

(58) **Field of Classification Search**
USPC D23/370-386, 393, 411-414, 351-354,
D23/332-336, 355, 366-369
CPC F04D 29/545; F04D 29/661; F04D 5/00;
F04D 27/00; F04D 29/329
See application file for complete search history.

(56) **References Cited**

U.S. PATENT DOCUMENTS

D313,468 S * 1/1991 Chaney D23/412
D513,437 S * 1/2006 Wilhelm D23/412

D599,457 S * 9/2009 Spaggiari D23/370
D615,557 S * 5/2010 Mayer D15/5
D645,952 S * 9/2011 Peterson D23/411
D685,459 S * 7/2013 Pan D23/370
D703,309 S * 4/2014 Masciarella D23/414
D761,412 S * 7/2016 Strehle D23/412
D775,721 S * 1/2017 Muller D23/390
D776,250 S * 1/2017 Muller D23/390
D777,893 S * 1/2017 Kato D23/351
D777,899 S * 1/2017 Wark D23/370
D822,823 S * 7/2018 Yu D23/412
D823,453 S * 7/2018 Yu D23/412
2014/0053793 A1 * 2/2014 Sullivan F01P 11/12
123/41.65
2014/0209275 A1 * 7/2014 Schone F04D 29/541
165/96
2017/0343016 A1 * 11/2017 Kim F04D 25/0693
2018/0058459 A1 * 3/2018 Haaf F04D 27/001
2018/0156240 A1 * 6/2018 Muller F04D 29/4213

* cited by examiner

Primary Examiner — Cathron C Brooks

Assistant Examiner — Sharon S Oum

(74) *Attorney, Agent, or Firm* — Harness, Dickey & Pierce, P.L.C.

(57) **CLAIM**

The ornamental design for a ventilation unit, as shown and described.

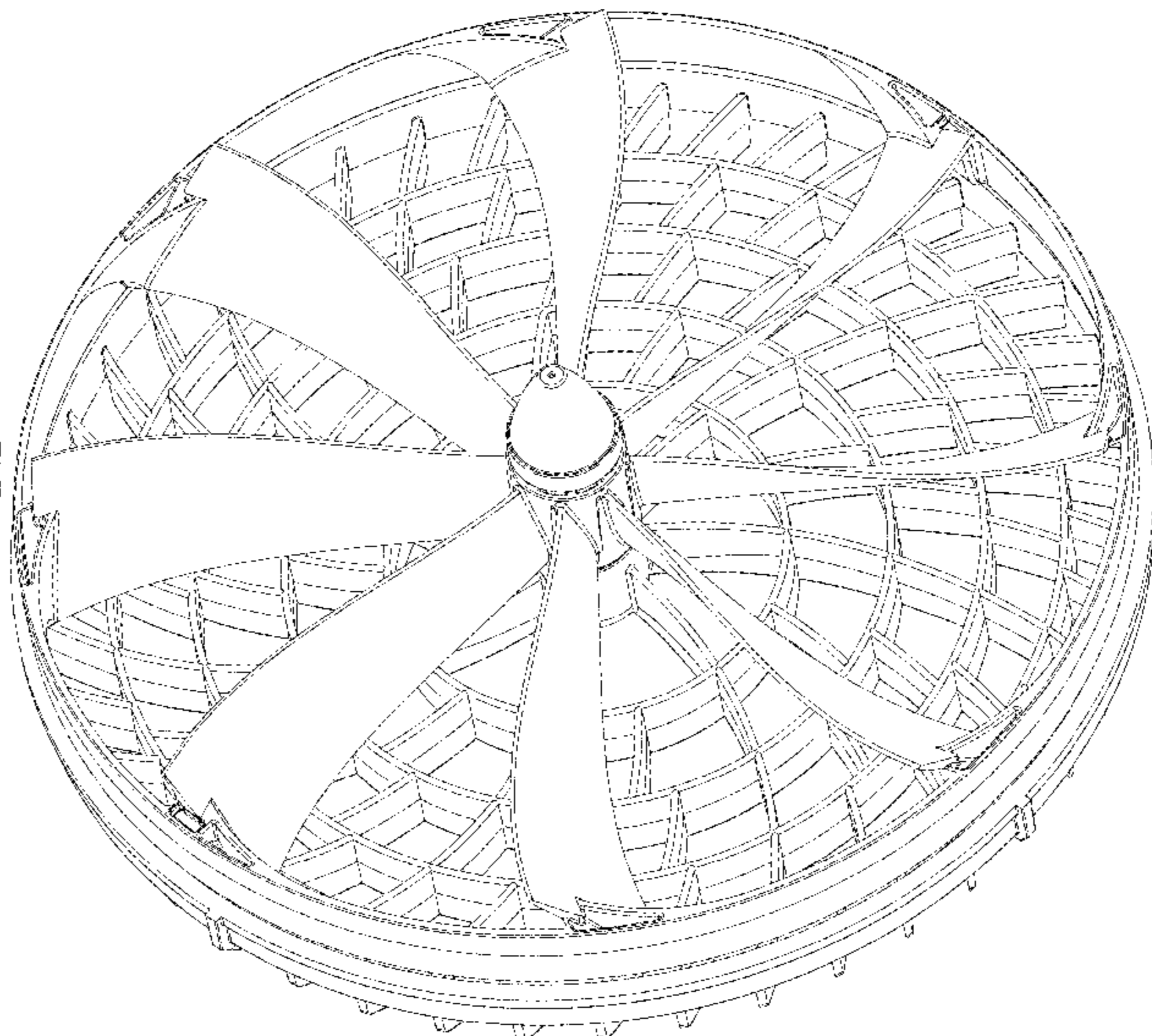
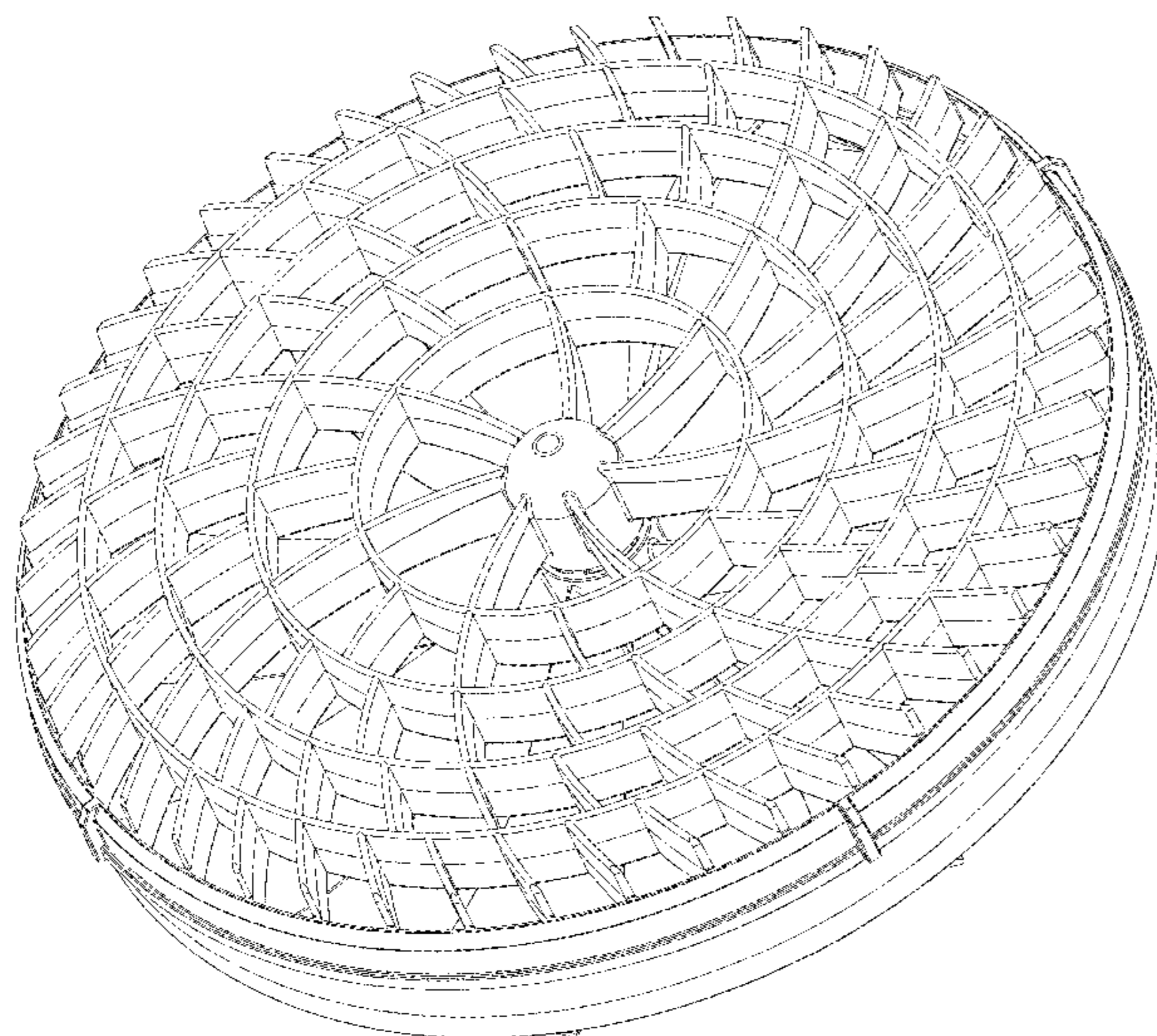
DESCRIPTION

FIG. 1 is a front perspective view of a ventilation unit showing our new design.

FIG. 2 is a front elevation view thereof; and,

FIG. 3 is a rear perspective view thereof.

1 Claim, 3 Drawing Sheets



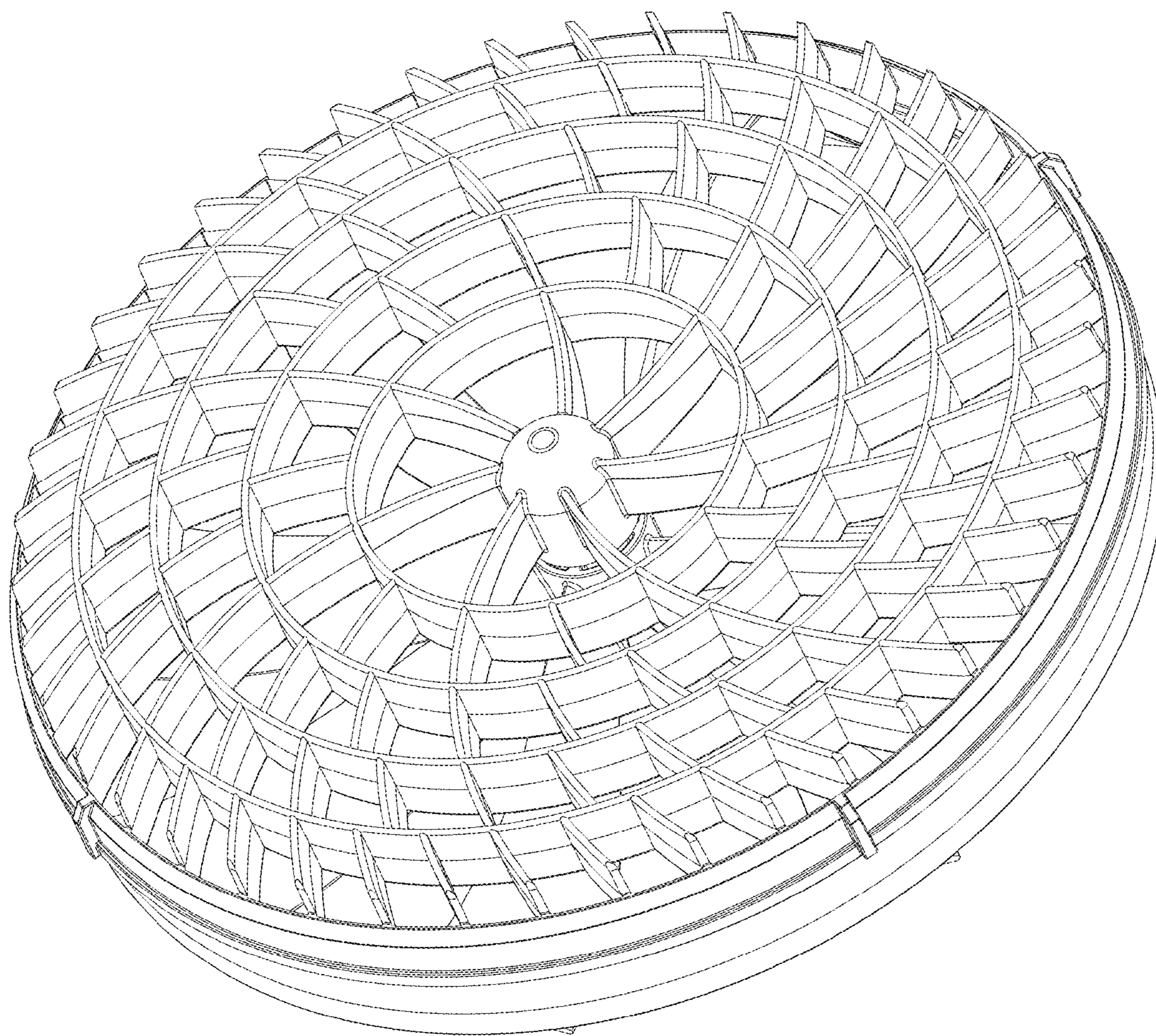


FIG. 1

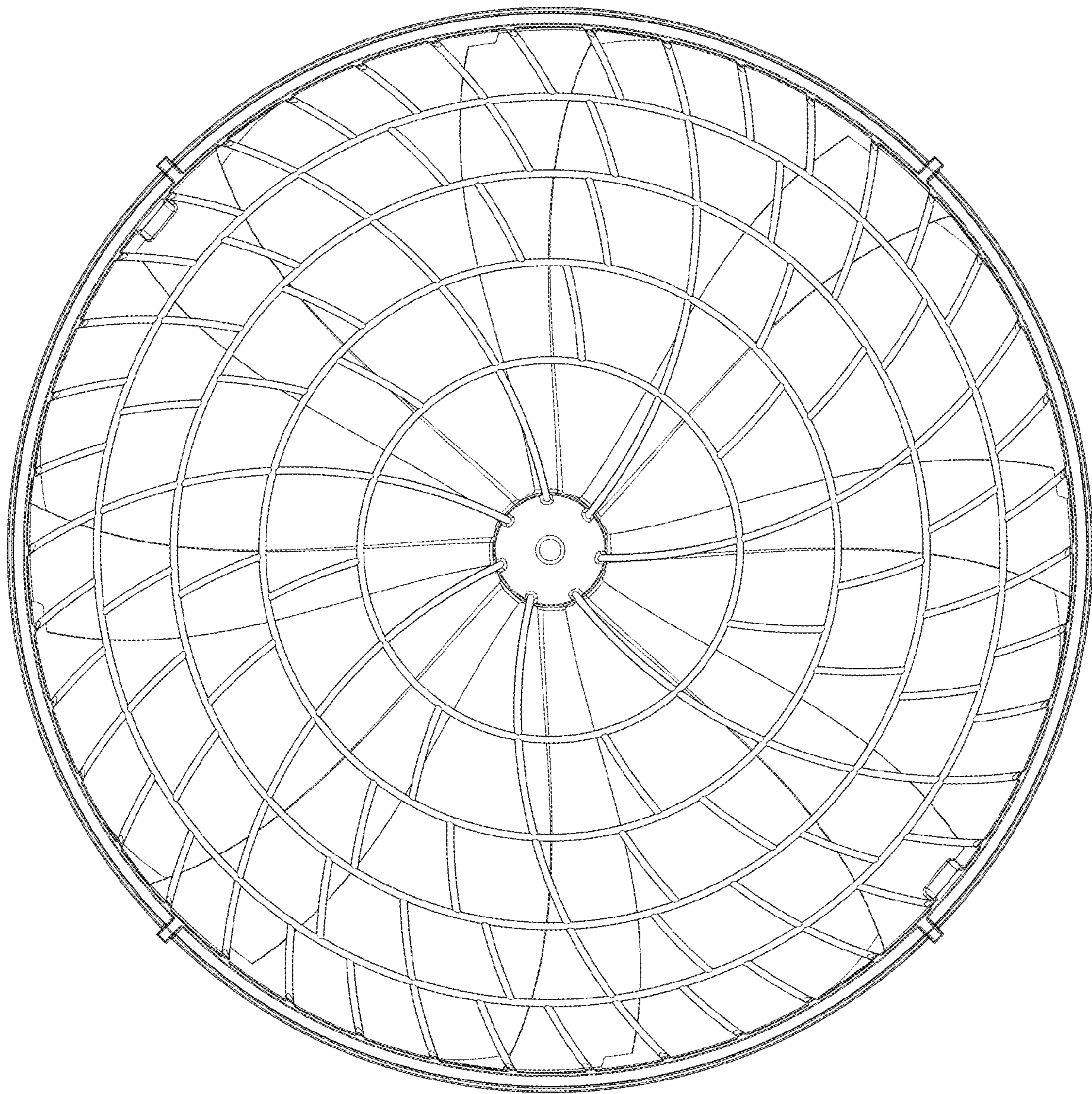


FIG. 2

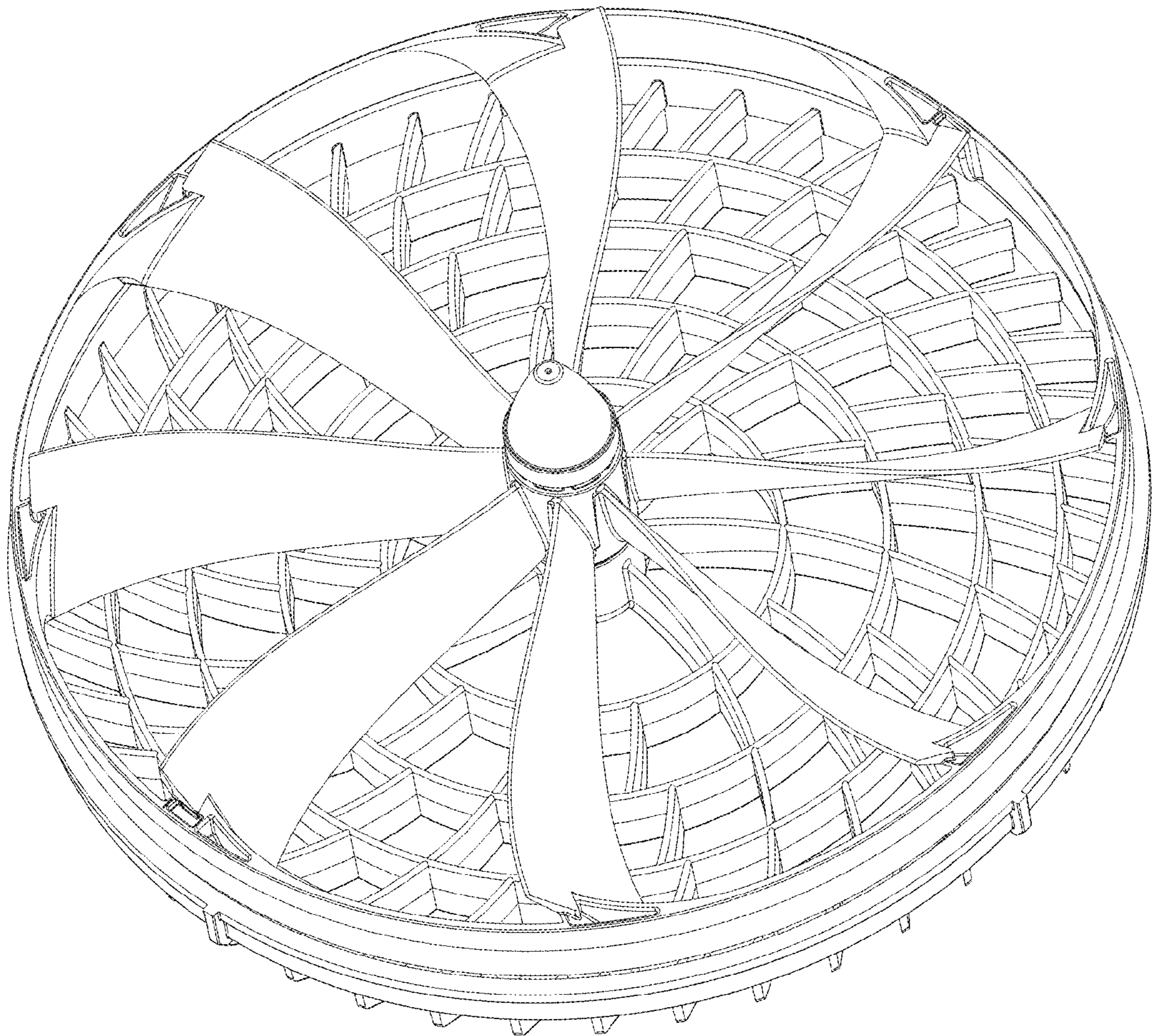


FIG. 3