



US00D894359S

(12) **United States Design Patent**  
**Choi**

(10) **Patent No.:** **US D894,359 S**

(45) **Date of Patent:** **\*\* Aug. 25, 2020**

(54) **AIR PURIFIER**

(71) Applicant: **COWAY CO., LTD.**,  
Choongcheongnam-do (KR)

(72) Inventor: **Jongho Choi**, Seoul (KR)

(73) Assignee: **COWAY CO., LTD.**,  
Choongheongnam-do (KR)

(\*\*) Term: **15 Years**

(21) Appl. No.: **29/667,752**

(22) Filed: **Oct. 24, 2018**

(30) **Foreign Application Priority Data**

Apr. 30, 2018 (KR) ..... 30-2018-0020137

(51) **LOC (12) Cl.** ..... **23-04**

(52) **U.S. Cl.**  
USPC ..... **D23/364**

(58) **Field of Classification Search**

USPC ..... D23/355-366, 352, 369, 332, 333, 335,  
D23/336, 342, 351; 422/120, 122;  
55/356, 473, 504; 96/97; 261/DIG. 17,  
261/DIG. 65, DIG. 88, DIG. 31  
CPC .. A61L 9/16; A61L 9/22; B01D 47/00; B01D  
47/027; B01D 2221/02; B01D 2259/4508;  
B03C 3/155; B03C 3/368; F24F 3/16;  
F24F 13/20; F24F 13/28

See application file for complete search history.

(56) **References Cited**

**U.S. PATENT DOCUMENTS**

D755,942 S \* 5/2016 Kim ..... D23/364  
D802,112 S \* 11/2017 Jeon ..... D23/364

D807,997 S \* 1/2018 Seo ..... D23/364  
D827,799 S \* 9/2018 Shin ..... D23/364  
D830,528 S \* 10/2018 Zhou ..... D23/364  
D832,988 S \* 11/2018 Stoner, Jr. .... D23/355  
D841,140 S \* 2/2019 Chen ..... D23/336  
D844,126 S \* 3/2019 Sheng ..... D23/359  
D844,766 S \* 4/2019 Miao ..... D23/364  
D846,104 S \* 4/2019 Stoner, Jr. .... D23/355  
D852,344 S \* 6/2019 Hua ..... D23/364  
D861,145 S \* 9/2019 Fang ..... D23/333  
D862,673 S \* 10/2019 Tang ..... D23/364

\* cited by examiner

*Primary Examiner* — David G Muller

(74) *Attorney, Agent, or Firm* — Millen, White, Zelano &  
Branigan, P.C.; William Nixon


(57) **CLAIM**

The ornamental design for an air purifier, as shown and described.

**DESCRIPTION**

FIG. 1 illustrates a front perspective view of the air purifier showing my new design;  
FIG. 2 illustrates a front elevational view thereof;  
FIG. 3 illustrates a rear elevational view thereof;  
FIG. 4 illustrates a left side elevational view thereof;  
FIG. 5 illustrates a right side elevational view thereof;  
FIG. 6 illustrates a top plan view thereof; and,  
FIG. 7 illustrates a bottom plan view thereof.  
The broken lines shown throughout the views depict unclaimed portions of the design and form no part of the claimed design.

**1 Claim, 7 Drawing Sheets**



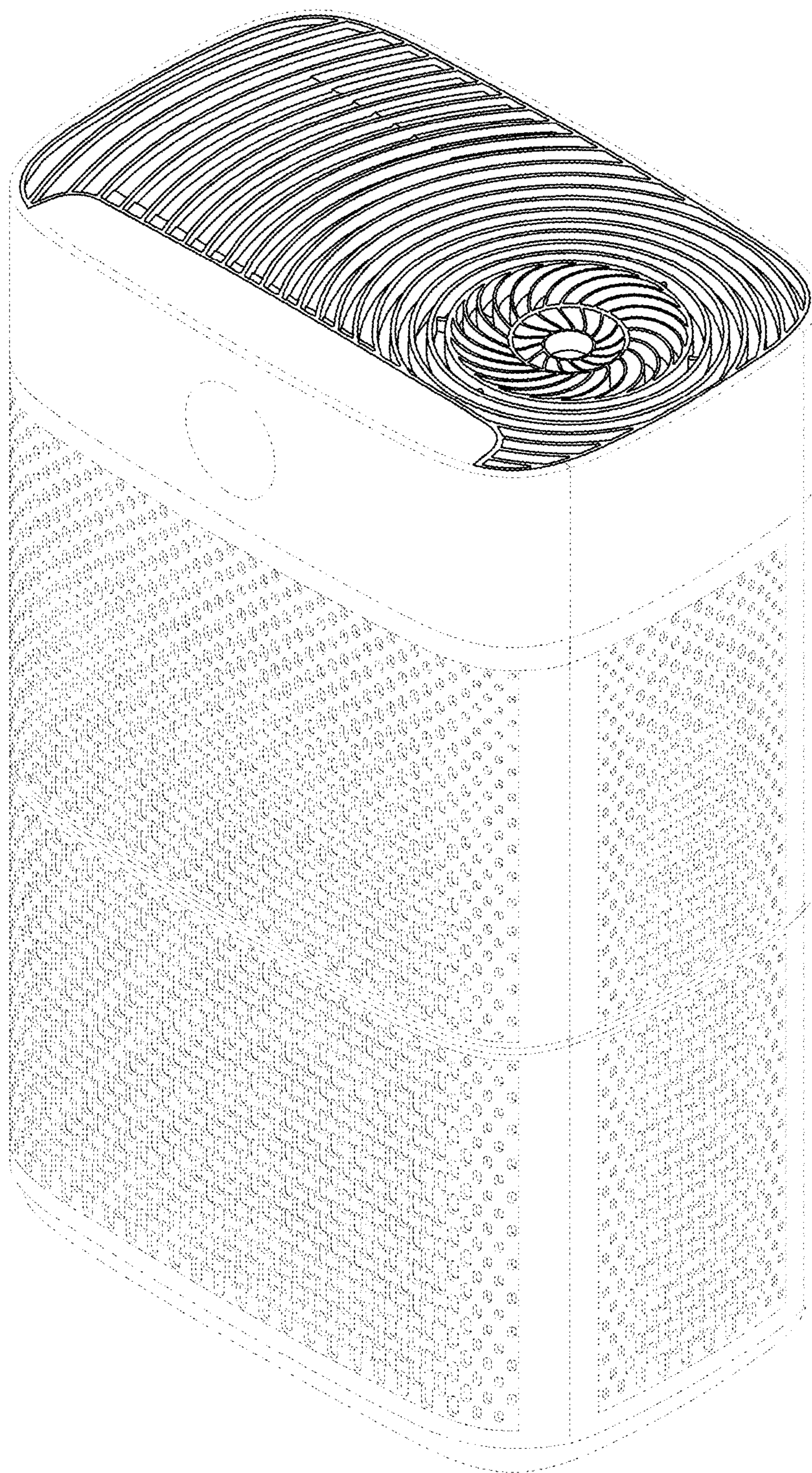


FIG. 1




FIG. 2





FIG. 3



**FIG. 4**




FIG. 5

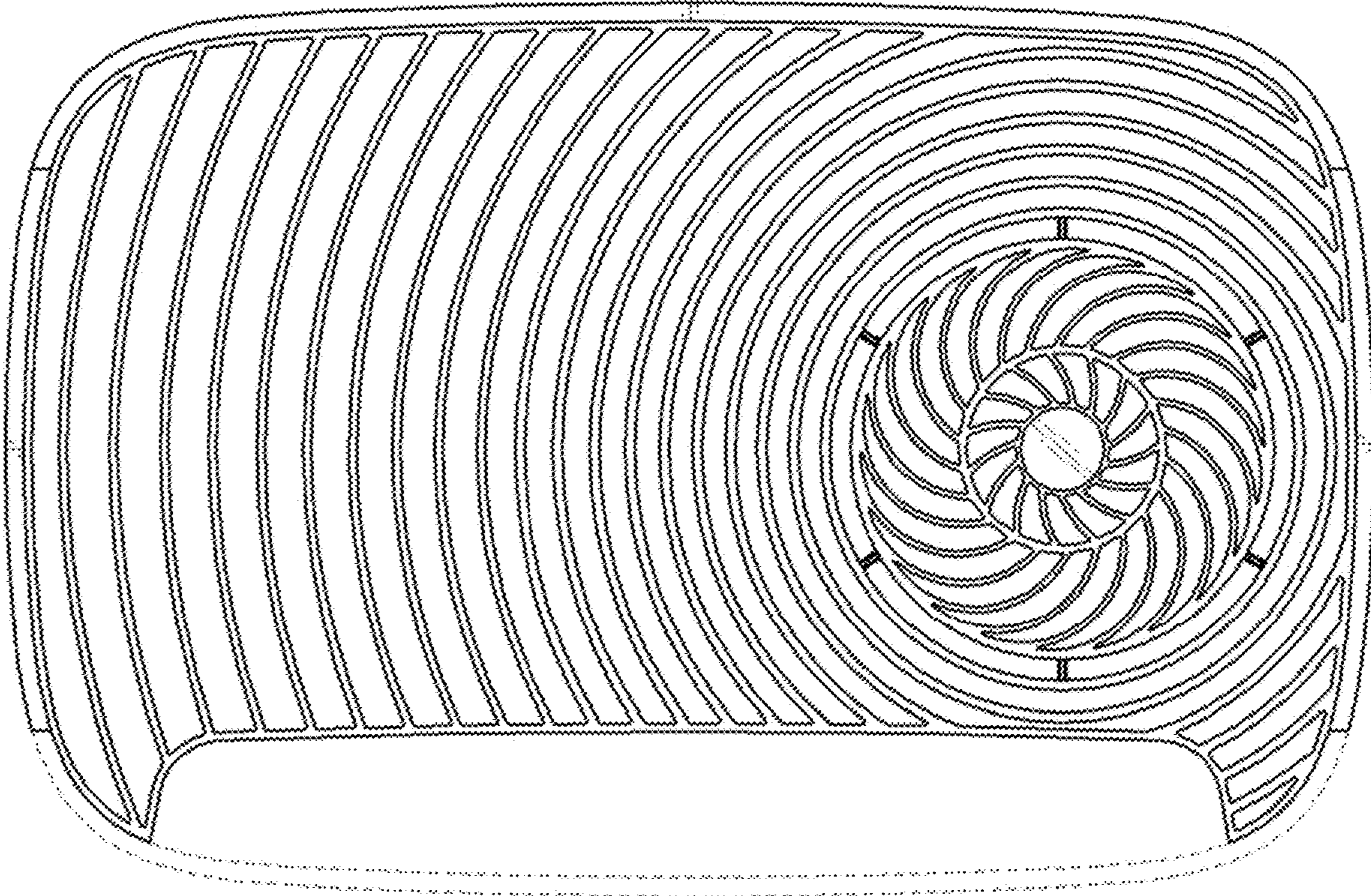
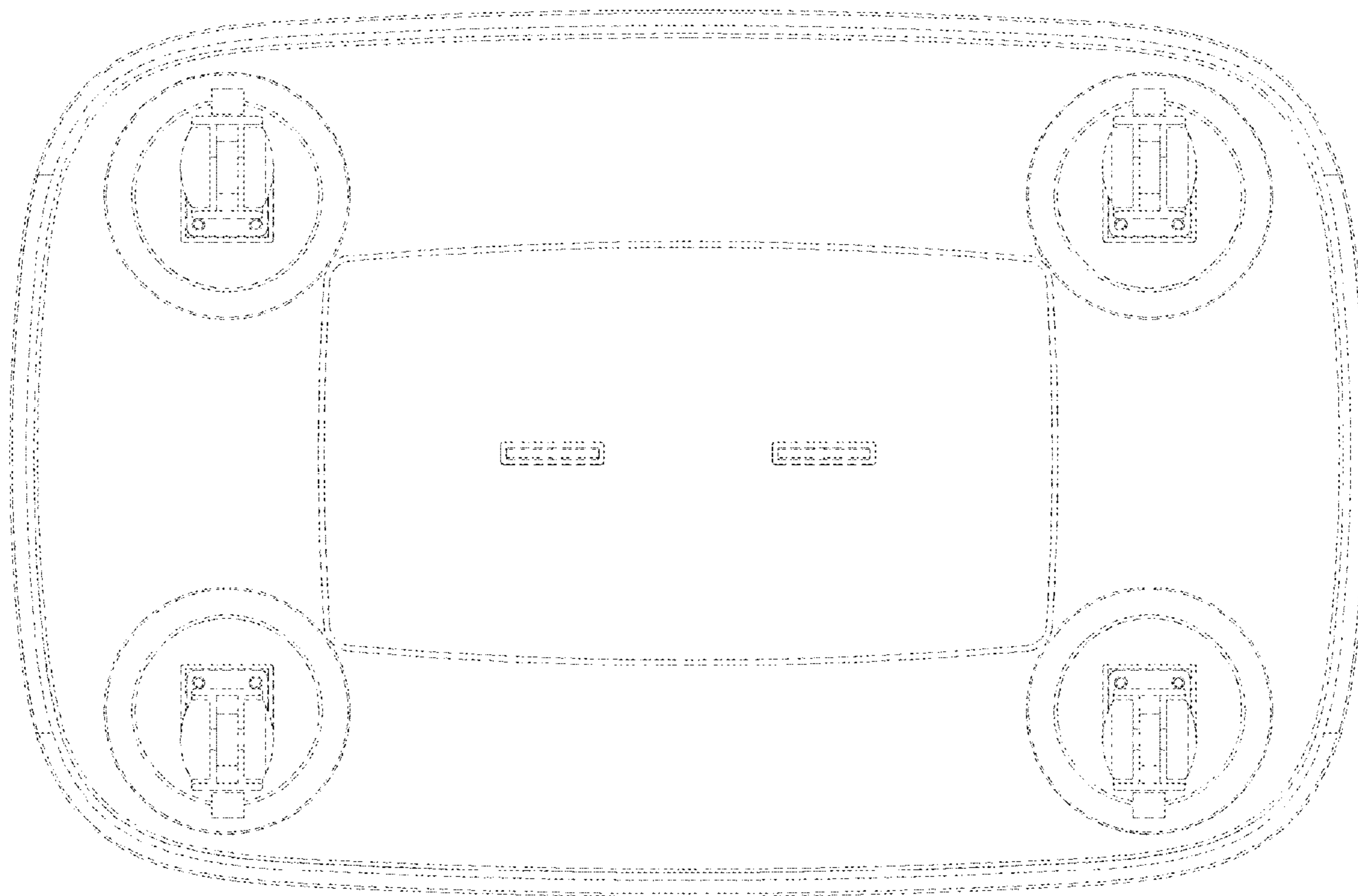


FIG. 6



**FIG. 7**