



US00D894327S

(12) **United States Design Patent** (10) **Patent No.:** **US D894,327 S**  
**Zou** (45) **Date of Patent:** **\*\* Aug. 25, 2020**

(54) **FILTER UNIT** D773,608 S \* 12/2016 Nelson ..... D23/209  
D785,750 S \* 5/2017 Huda ..... D23/209  
(71) Applicant: **Qingdao Ecopure Filter Co., Ltd,** D822,155 S \* 7/2018 Zou ..... D23/209  
Qingdao (CN) D835,752 S \* 12/2018 Spiegel ..... D23/209  
2005/0161394 A1\* 7/2005 Fritze ..... B01D 27/08  
210/435  
(72) Inventor: **Zhibin Zou,** Qingdao (CN) 2017/0304751 A1\* 10/2017 Zhibin ..... B01D 29/96

(73) Assignee: **QINGDAO ECOPURE FILTER CO., LTD.,** Jimo, Qingdao (CN)

(\*\*) Term: **15 Years**

(21) Appl. No.: **29/641,518**

(22) Filed: **Mar. 22, 2018**

(51) **LOC (12) Cl.** ..... **23-01**

(52) **U.S. Cl.**  
USPC ..... **D23/209**

(58) **Field of Classification Search**  
USPC ..... D23/200, 207, 209, 260, 261, 262;  
D7/412, 414; D8/499; D32/35; 4/287,  
4/295, 689; 210/223, 321.61, 512.1  
CPC .... B01D 35/30; B01D 35/153; B01D 35/306;  
B01D 2201/30; B01D 2201/29; B01D  
24/10; B01D 36/02; B01D 29/035; B01D  
29/0009; C02F 1/002; C02F 1/003  
See application file for complete search history.

(56) **References Cited**

**U.S. PATENT DOCUMENTS**

D547,821 S \* 7/2007 Kennedy ..... D23/207  
7,481,928 B2 \* 1/2009 Fritze ..... B01D 35/147  
210/234  
8,246,883 B2 \* 8/2012 Bassett ..... B01D 35/30  
210/312  
D750,739 S \* 3/2016 Baird ..... D23/209  
D752,707 S \* 3/2016 Huda ..... D23/209  
D761,934 S \* 7/2016 Branscomb ..... D23/209  
D770,011 S \* 10/2016 Nelson ..... D23/209

**OTHER PUBLICATIONS**

Ecopure Filter EFF-6007B reference [Aug. 9, 2019] found online [Aug. 9, 2019]—<http://www.ecopurefilter.com/products/2/page/2.html>.\*

\* cited by examiner

*Primary Examiner* — Lakiya G Rogers

*Assistant Examiner* — John A Voytek

(74) *Attorney, Agent, or Firm* — Muncy, Geissler, Olds & Lowe, PC

(57) **CLAIM**

The ornamental design for a filter unit, as shown and described.

**DESCRIPTION**

FIG. 1 is a front elevational view of a filter unit showing my new design;

FIG. 2 is a rear elevational view thereof;

FIG. 3 is a left side view thereof;

FIG. 4 is a light side view thereof;


FIG. 5 is a top plan view thereof;

FIG. 6 is a bottom plan view thereof; and,

FIG. 7 is a perspective views thereof;

In the drawings, the dot/dash broken lines immediately adjacent to the outer edges of the filter unit shown in FIG. 6; represent boundaries of the claim. ALL other broken lines shown in the drawings depict portions of the filter unit that form no part of the claimed design.

**1 Claim, 7 Drawing Sheets**






FIG. 1




FIG. 2




FIG. 3




FIG. 4

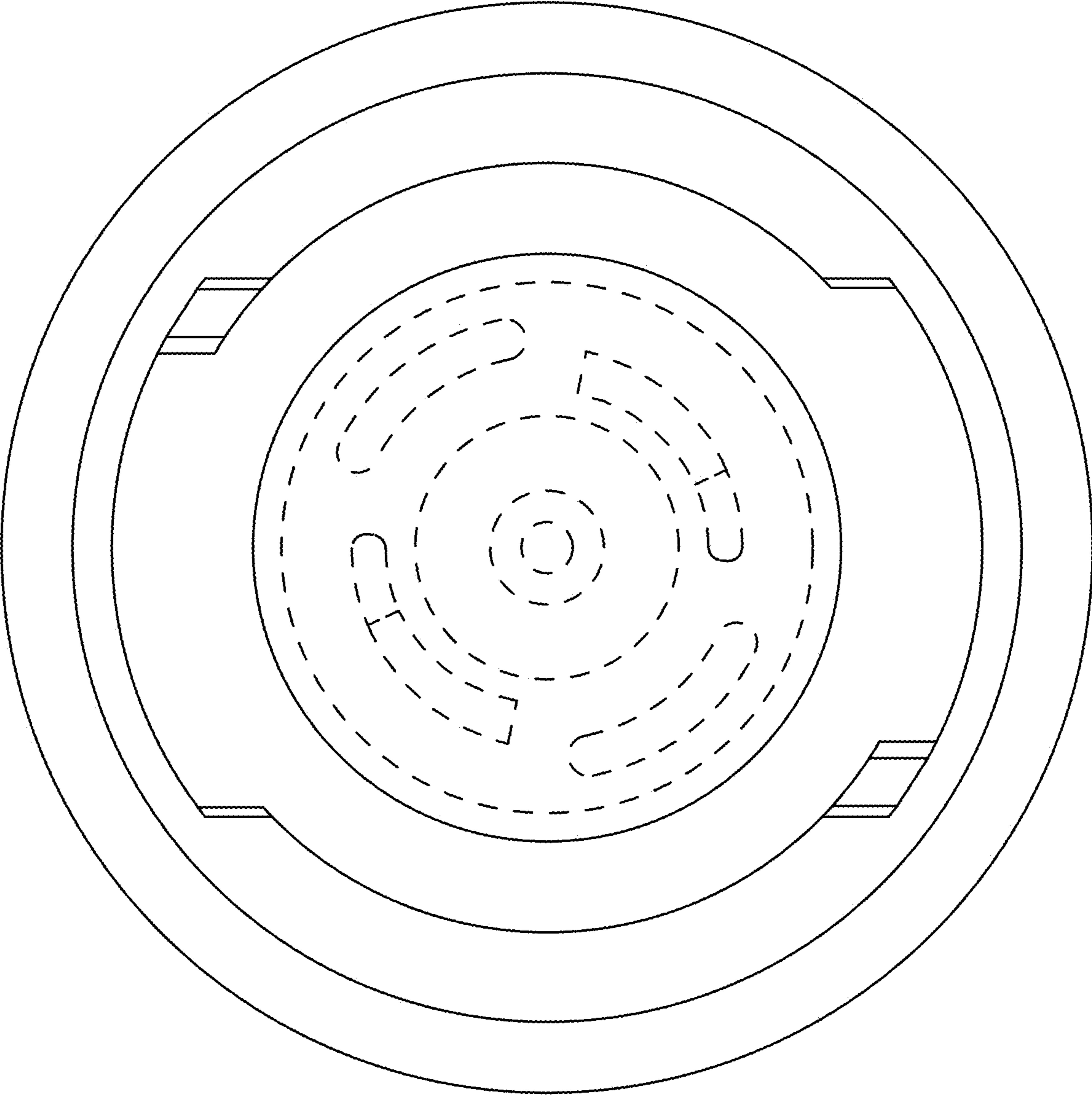


FIG. 5

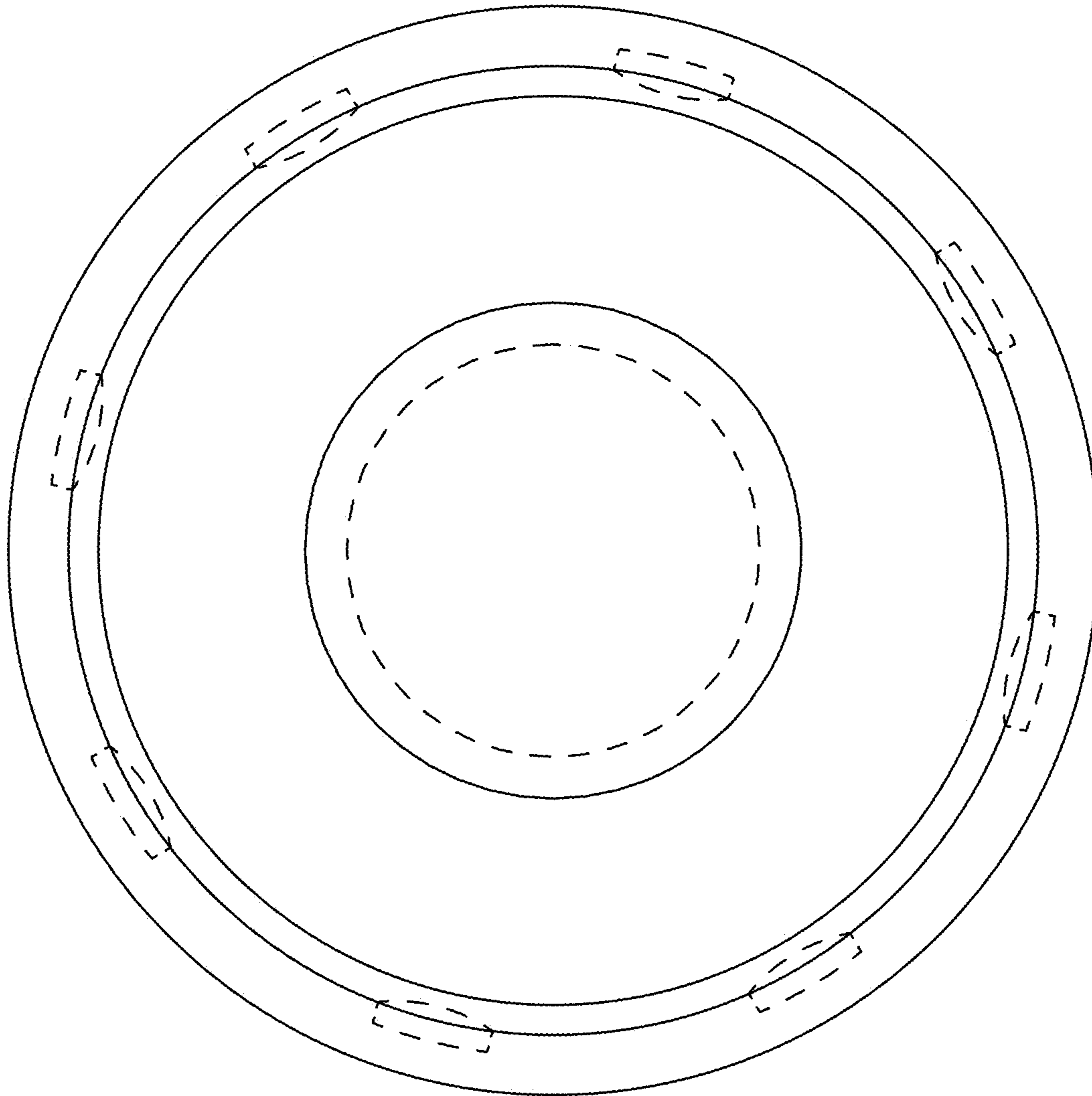


FIG. 6




FIG. 7