



US00D894325S

(12) **United States Design Patent** (10) **Patent No.:** **US D894,325 S**
Linney (45) **Date of Patent:** **** Aug. 25, 2020**

(54) **FISHING POLE HANDLE**

(71) Applicant: **Reid Joseph Linney**, Overland Park, KS (US)

(72) Inventor: **Reid Joseph Linney**, Overland Park, KS (US)

(**) Term: **15 Years**

(21) Appl. No.: **29/674,553**

(22) Filed: **Dec. 21, 2018**

(51) **LOC (12) Cl.** **22-05**

(52) **U.S. Cl.**
USPC **D22/142**

(58) **Field of Classification Search**
USPC D22/137-142; 43/18.1 R, 18.5, 18.1 CT, 43/20, 21.2, 22-23
CPC A01K 87/06; A01K 87/08
See application file for complete search history.

(56) **References Cited**

U.S. PATENT DOCUMENTS

D230,975 S *	3/1974	Carlson	D22/142
4,637,157 A *	1/1987	Collins	A01K 87/06
				43/22
D390,307 S *	2/1998	Ohmura	D22/142
D420,419 S *	2/2000	Pingel	D22/142
D428,107 S *	7/2000	Liberato	D22/142
6,176,034 B1 *	1/2001	Collins	A01K 87/06
				43/20
6,629,382 B2 *	10/2003	Irrgang	A01K 87/08
				43/18.1 R
D552,209 S *	10/2007	Lin	D22/142
D706,900 S *	6/2014	Neeley, Jr.	D22/142
D839,988 S *	2/2019	Weiner	D22/142

* cited by examiner

Primary Examiner — Catherine R Oliver-Garcia

(74) *Attorney, Agent, or Firm* — Plager Schack LLP; Mark Plager; Michael O'Brien

(57) **CLAIM**

The ornamental design for a fishing pole handle, as shown and described.

DESCRIPTION

FIG. 1 is a rear and right side perspective view of the fishing pole handle, with an internal cylindrical compartment with external grip, removable end cap and line cutter with attachment ring;

FIG. 2 is a rear view thereof; showing the line cutter ring and the attachment strap adjoined to the external grip of the fishing pole handle;

FIG. 3 is a bottom view thereof; showing the line cutter ring and the attachment strap adjoined to the external grip of the fishing pole handle;

FIG. 4 is a top view thereof;

FIG. 5 is a left view thereof;


FIG. 6 is a right view thereof; and,

FIG. 7 is a front view thereof; showing the line cutter ring and the attachment strap adjoined to the grip of the fishing pole handle.

The solid line showing illustrates the claimed features within the design for the claimed article of manufacture. The shading is provided to illustrate contour and material type only and is not an indication of texture, gloss, etc.

The broken lines depict environmental structure and are included for the purpose of illustration only and form no part of the claimed design.

1 Claim, 7 Drawing Sheets



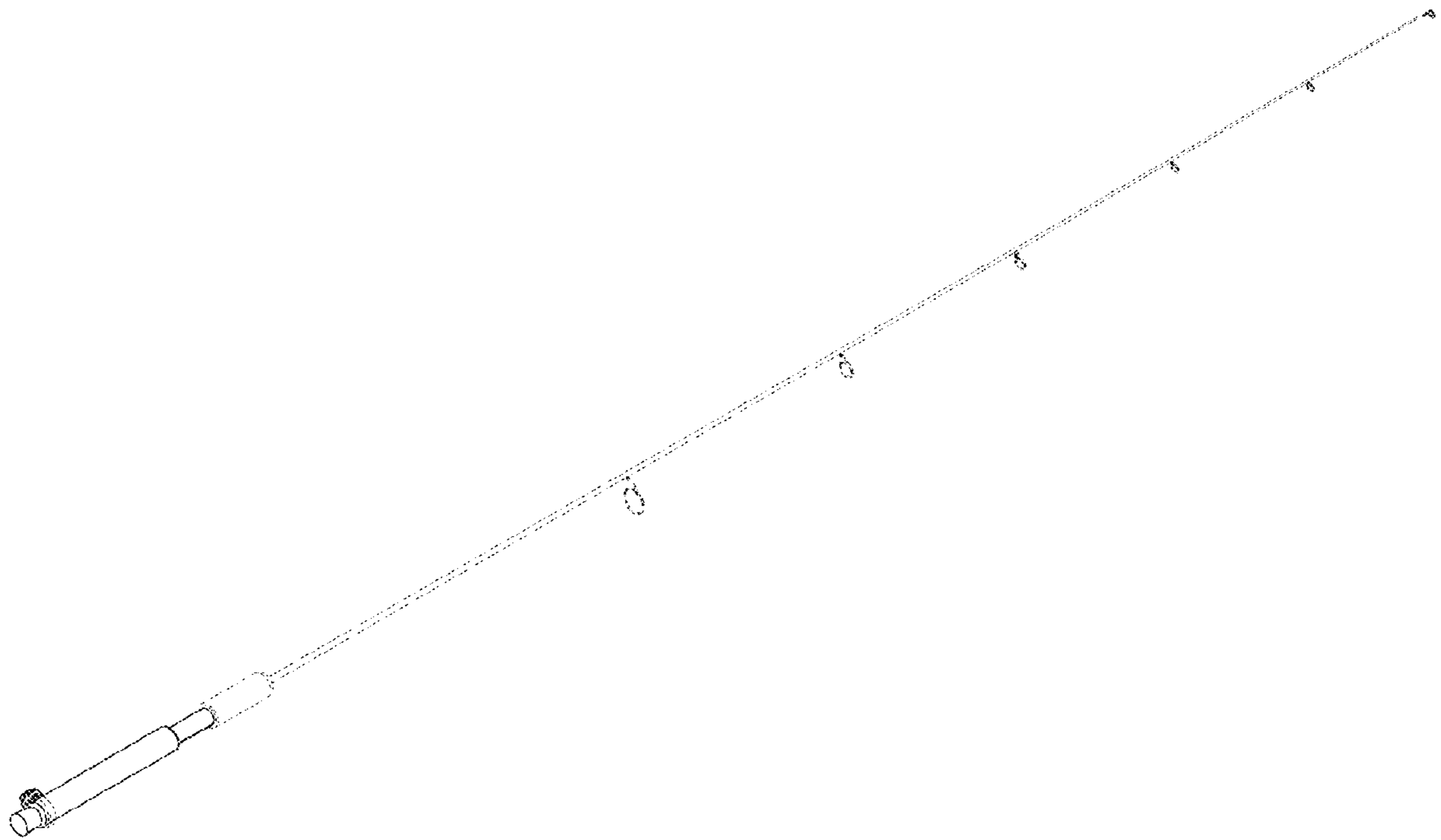


FIG.1

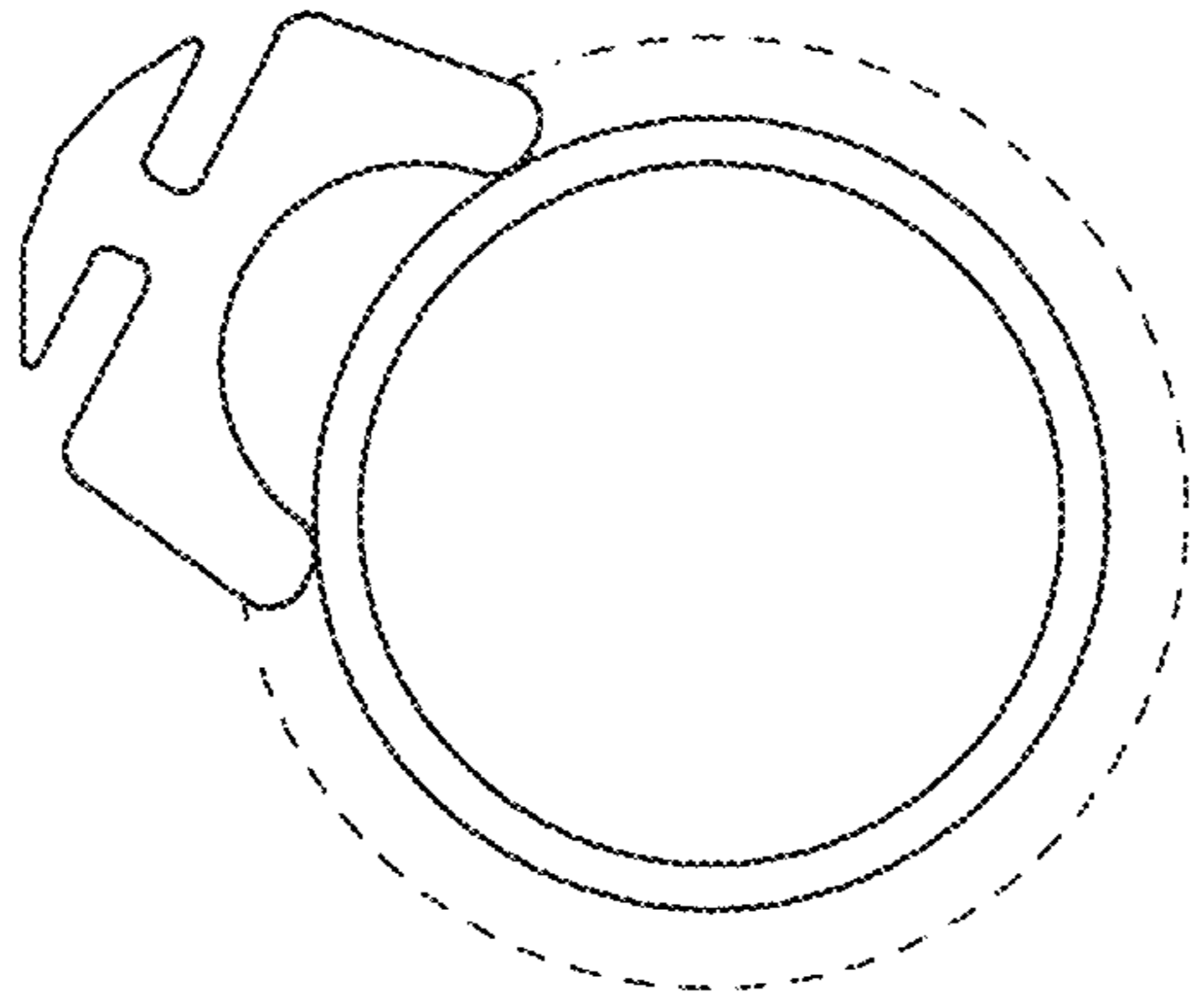


FIG.2

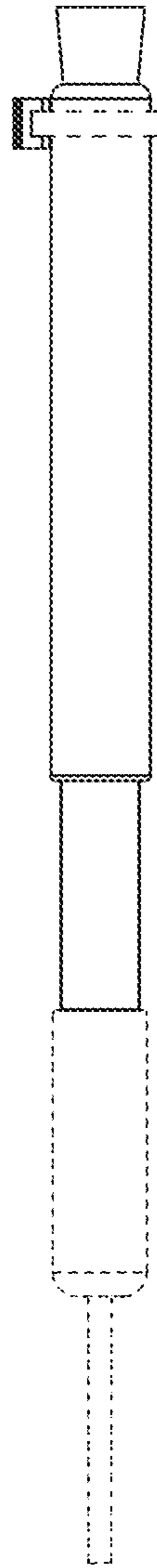


FIG.3

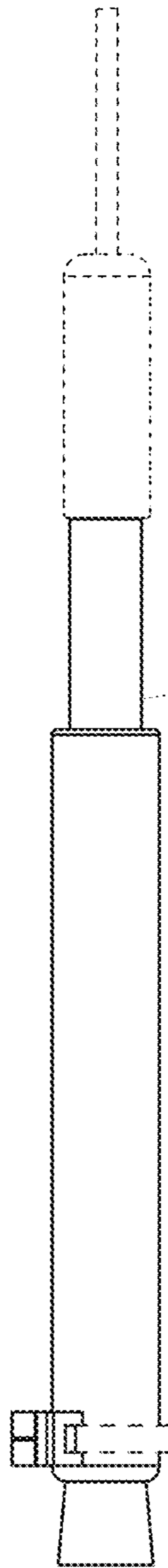


FIG. 4

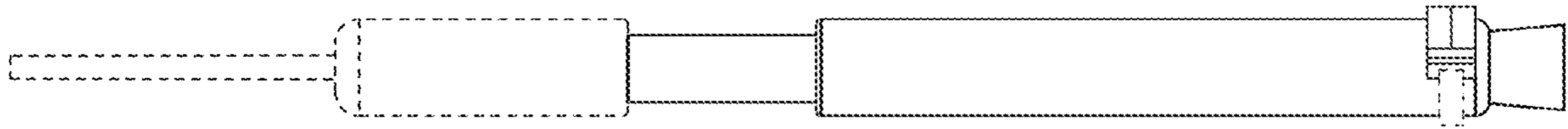


FIG.5

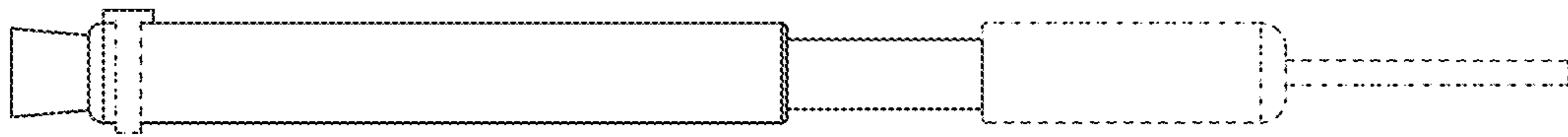


FIG.6

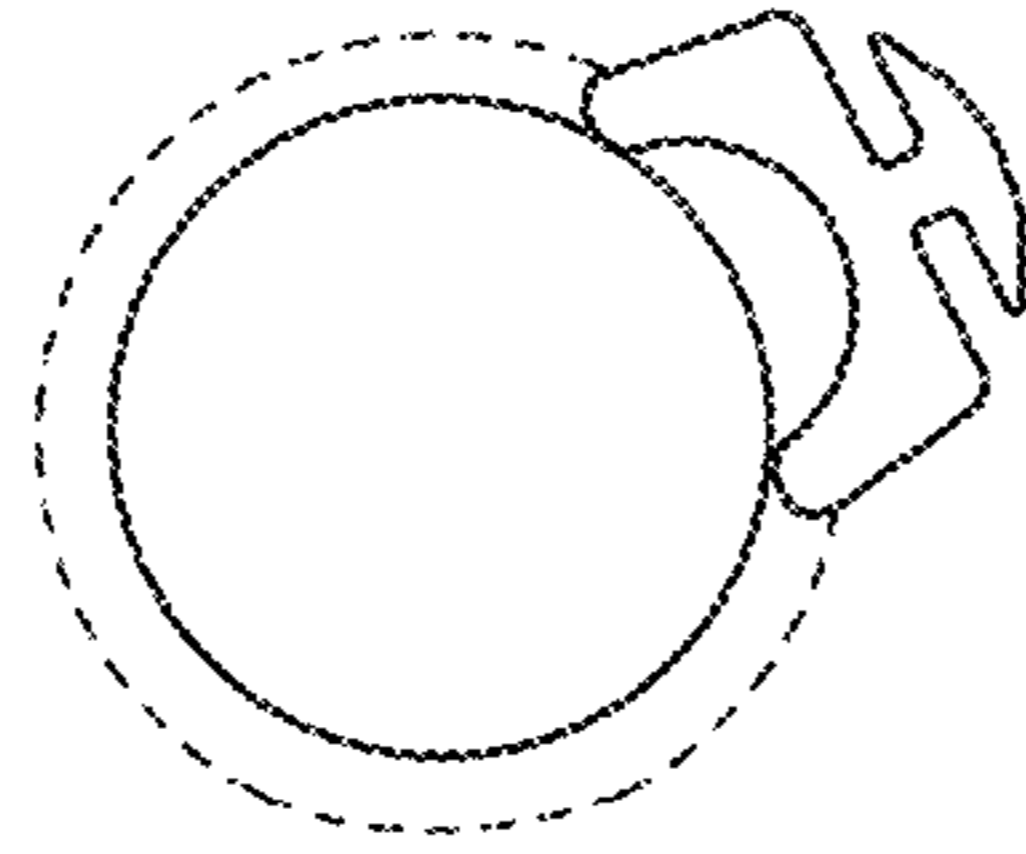


FIG.7