



US00D894322S

(12) **United States Design Patent** (10) **Patent No.:** **US D894,322 S**
Viola (45) **Date of Patent:** **** Aug. 25, 2020**

- (54) **ICE FISHING SIGNALING DEVICE**
- (71) Applicant: **Sureset, LLC**, Madison, WI (US)
- (72) Inventor: **Michael Viola**, Madison, WI (US)
- (73) Assignee: **Sureset, LLC**, Madison, WI (US)
- (**) Term: **15 Years**
- (21) Appl. No.: **29/652,033**
- (22) Filed: **Mar. 12, 2020**

5,020,263 A * 6/1991 Werner A01K 97/01
43/17
D336,507 S * 6/1993 Werner D22/134
D518,550 S * 4/2006 Bertin D22/134
2002/0112392 A1 * 8/2002 Heath A01K 97/11
43/17

* cited by examiner

Primary Examiner — Catherine R Oliver-Garcia
(74) *Attorney, Agent, or Firm* — Ziolkowski Patent Solutions Group, SC

Related U.S. Application Data

- (63) Continuation of application No. 29/672,227, filed on Dec. 4, 2018, now Pat. No. Des. 878,514.
- (51) **LOC (12) Cl.** **22-05**
- (52) **U.S. Cl.**
USPC **D22/134**
- (58) **Field of Classification Search**
USPC D22/134, 137–138, 199; 43/16–17, 19.2
CPC A01K 97/00; A01K 97/01; A01K 97/10;
A01K 97/12; A01K 97/125
See application file for complete search history.

References Cited

U.S. PATENT DOCUMENTS

- 2,786,294 A * 3/1957 Whitacre A01K 97/01
43/17
- 4,043,070 A * 8/1977 Lamothe A01K 87/00
43/21.2
- 4,823,494 A * 4/1989 Waterman A01K 97/01
43/16

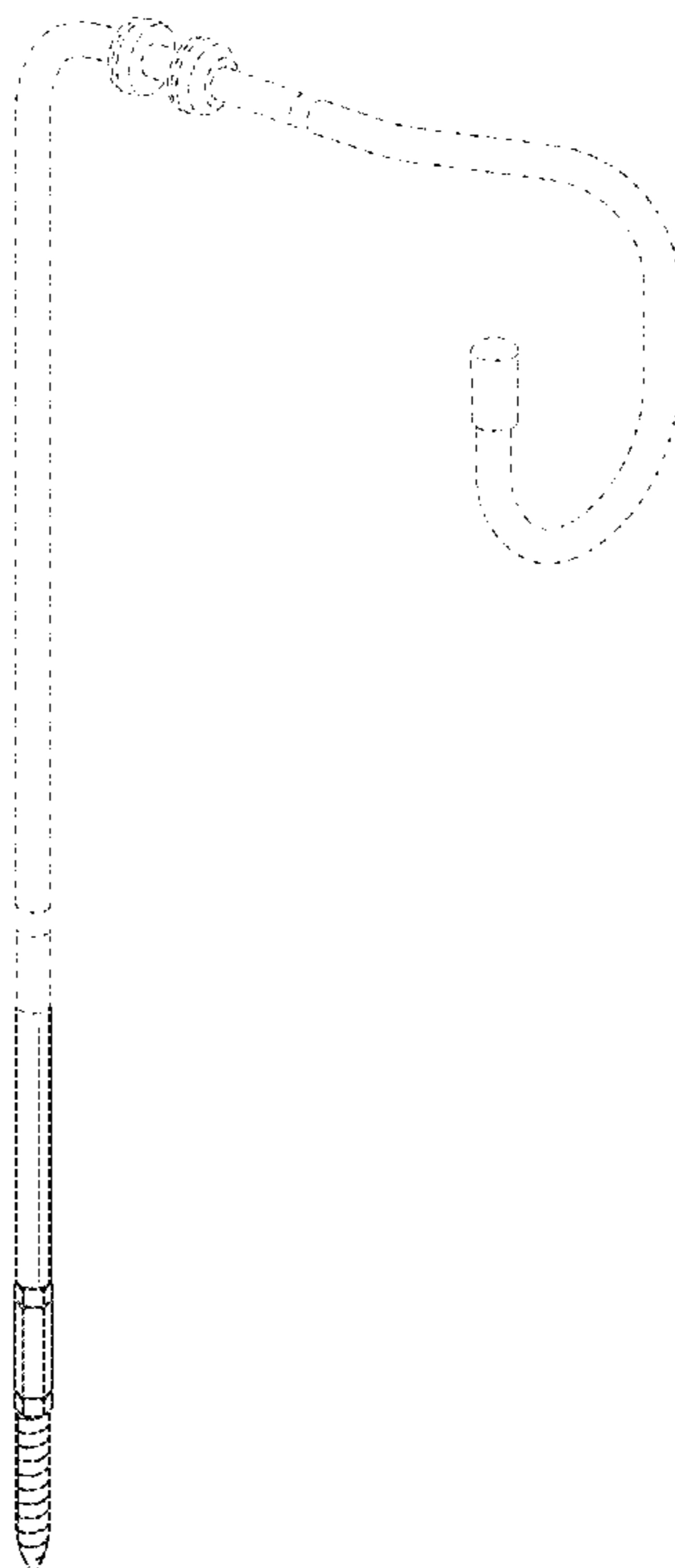
(57) **CLAIM**

The ornamental design for an ice fishing signaling device, as shown and described herein.

DESCRIPTION

FIG. 1 is an upper right perspective view of an ice fishing signaling device according to the present design; FIG. 2 is another upper right side perspective view thereof; FIG. 3 is a front elevation view thereof; FIG. 4 is a rear elevation view thereof; FIG. 5 is a right side elevation view thereof; FIG. 6 is a left side elevation view thereof; FIG. 7 is a top plan view thereof; FIG. 8 is a bottom plan view thereof; and, FIG. 9 is upper right side perspective view, positioned relative to a hole in the ice with a reel secured thereto. The broken lines in the drawing views are included for the purpose of illustrating portions of the ice fishing signaling device that form no part of the claimed design.

1 Claim, 3 Drawing Sheets



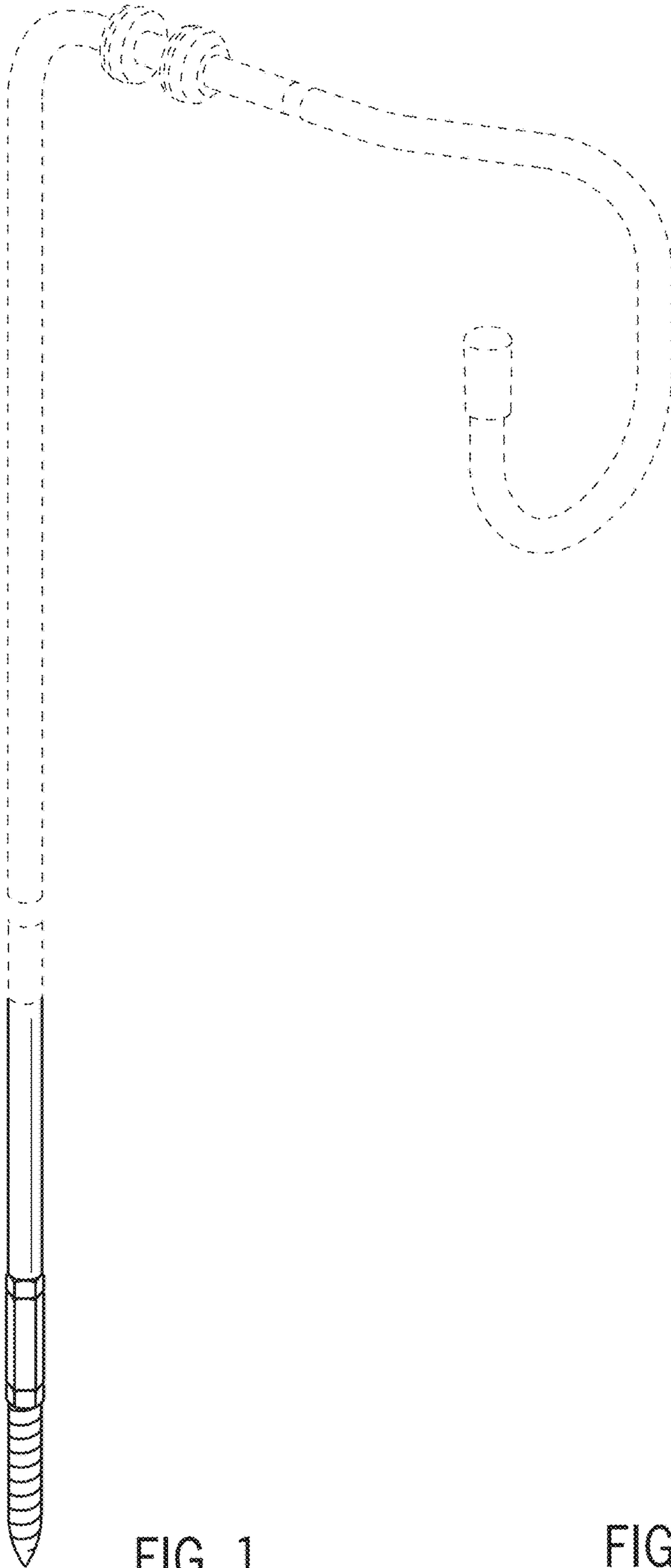


FIG. 1




FIG. 2

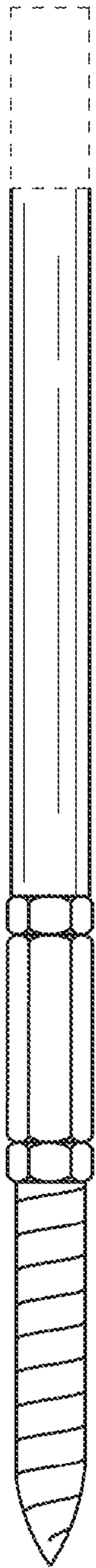


FIG. 3

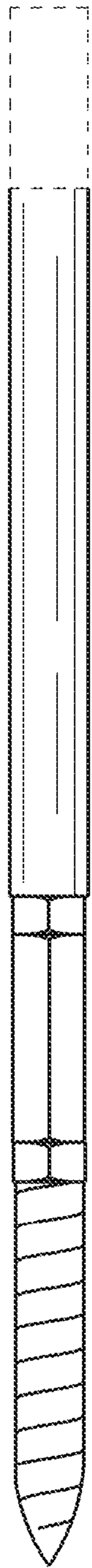


FIG. 4




FIG. 5



FIG. 6



FIG. 7



FIG. 8

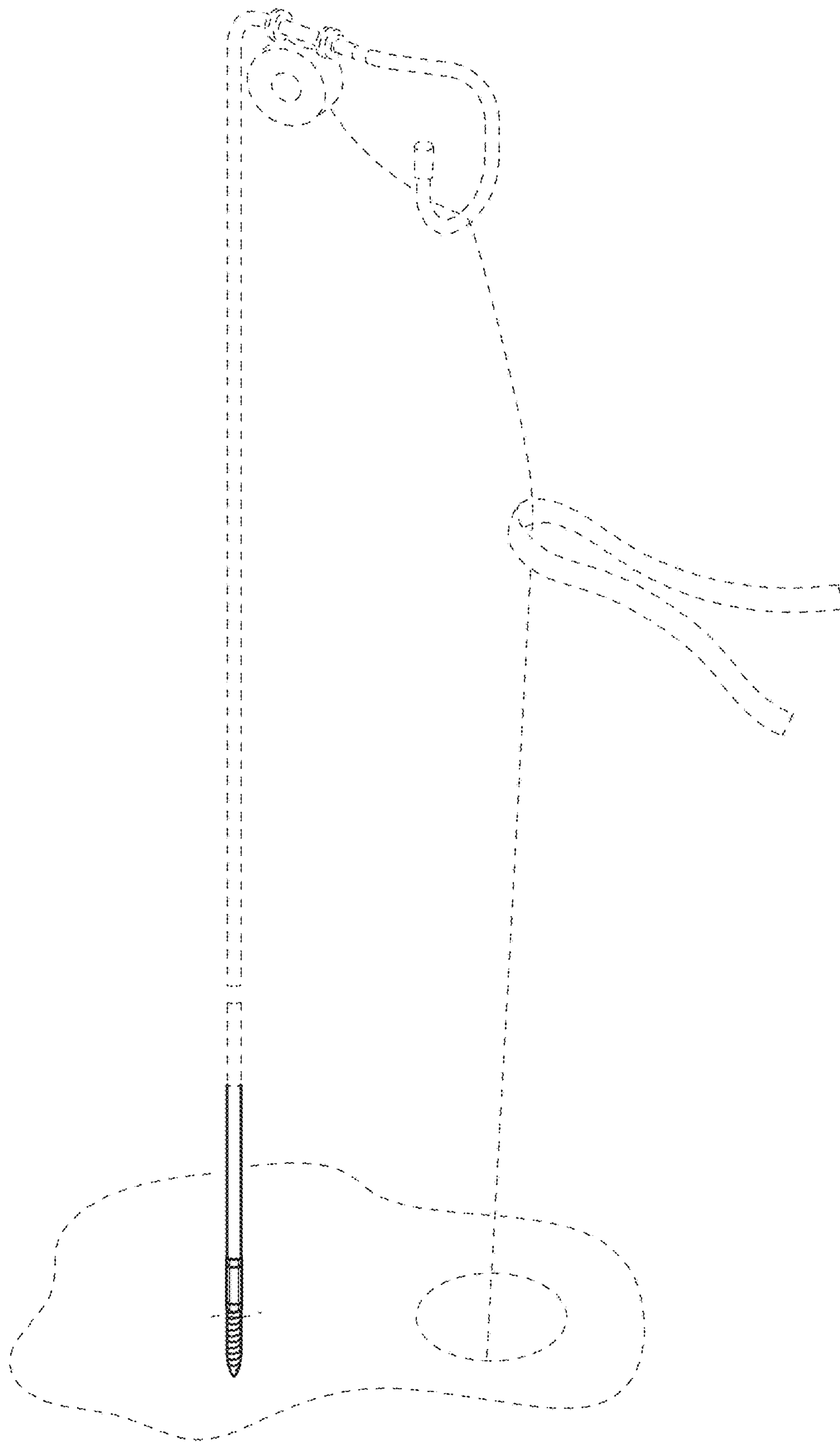


FIG. 9