



US00D894307S

(12) **United States Design Patent**
Hunter

(10) **Patent No.:** **US D894,307 S**

(45) **Date of Patent:** **** Aug. 25, 2020**

(54) **WATER RIDE VEHICLE**

(71) Applicant: **ProSlide Technology Inc.**, Ottawa (CA)

(72) Inventor: **Richard D. Hunter**, Ottawa (CA)

(73) Assignee: **PROSLIDE TECHNOLOGY, INC.**,
Ottawa (CA)

(**) Term: **15 Years**

(21) Appl. No.: **29/729,293**

(22) Filed: **Mar. 25, 2020**

Related U.S. Application Data

(62) Division of application No. 29/670,804, filed on Nov. 20, 2018, now Pat. No. Des. 882,710.

Foreign Application Priority Data

May 22, 2018 (CA) 181512
Nov. 14, 2018 (CA) 184614

(51) **LOC (12) Cl.** **21-01**

(52) **U.S. Cl.**
USPC **D21/803**

(58) **Field of Classification Search**

USPC D21/769-770, 801, 803, 809; D12/5, 6,
D12/316; D6/392, 595, 596, 601, 604,
D6/605

CPC B63B 35/00; B63B 35/001; B63B 35/58;
B63B 35/73; B63B 35/78

See application file for complete search history.

(56) **References Cited**

U.S. PATENT DOCUMENTS

3,490,085 A * 1/1970 Lewis B63B 7/082
114/345

D290,152 S 6/1987 Wolfe

D322,301 S 12/1991 Harris
5,122,086 A 6/1992 Remy
5,304,082 A 4/1994 Wolfe
5,358,438 A * 10/1994 Wolfe B63B 34/50
441/41
D463,354 S * 9/2002 Haller D12/302
6,648,707 B1 * 11/2003 Peterson B63B 7/085
114/345
D496,087 S * 9/2004 Peterson D21/803
D496,975 S 10/2004 Peterson
D500,826 S 1/2005 Peterson
D505,988 S 6/2005 Peterson
D635,213 S 3/2011 Hunter
D864,330 S 10/2019 Dufault

* cited by examiner

Primary Examiner — Zenia I Bennett

(74) *Attorney, Agent, or Firm* — Finnegan, Henderson, Farabow, Garrett & Dunner, L.L.P.

(57) **CLAIM**

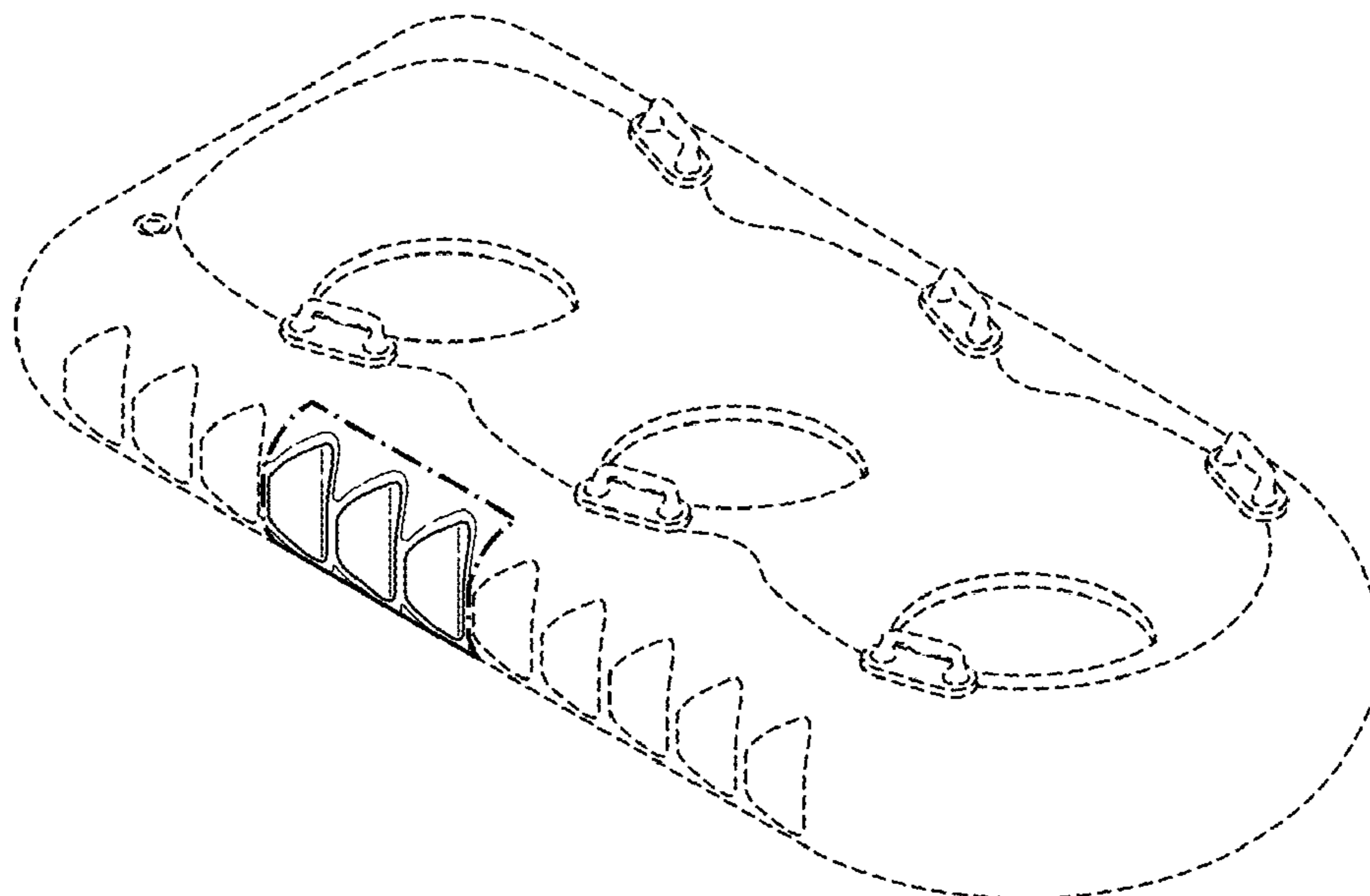
The ornamental design of a water ride vehicle, as shown and described.

DESCRIPTION

FIG. 1 is a perspective view of a water ride vehicle showing an embodiment of my new design;
FIG. 2 is a top view thereof;
FIG. 3 is a bottom view thereof;
FIG. 4 is a left side view thereof;
FIG. 5 is a right side view thereof;
FIG. 6 is a front view thereof; and,
FIG. 7 is a rear view thereof.

The portions shown in broken lines do not form part of the design. The lines consisting of dot-dash lines do not form part of the design and are included solely for the purpose of illustrating the boundary of the design.

1 Claim, 3 Drawing Sheets



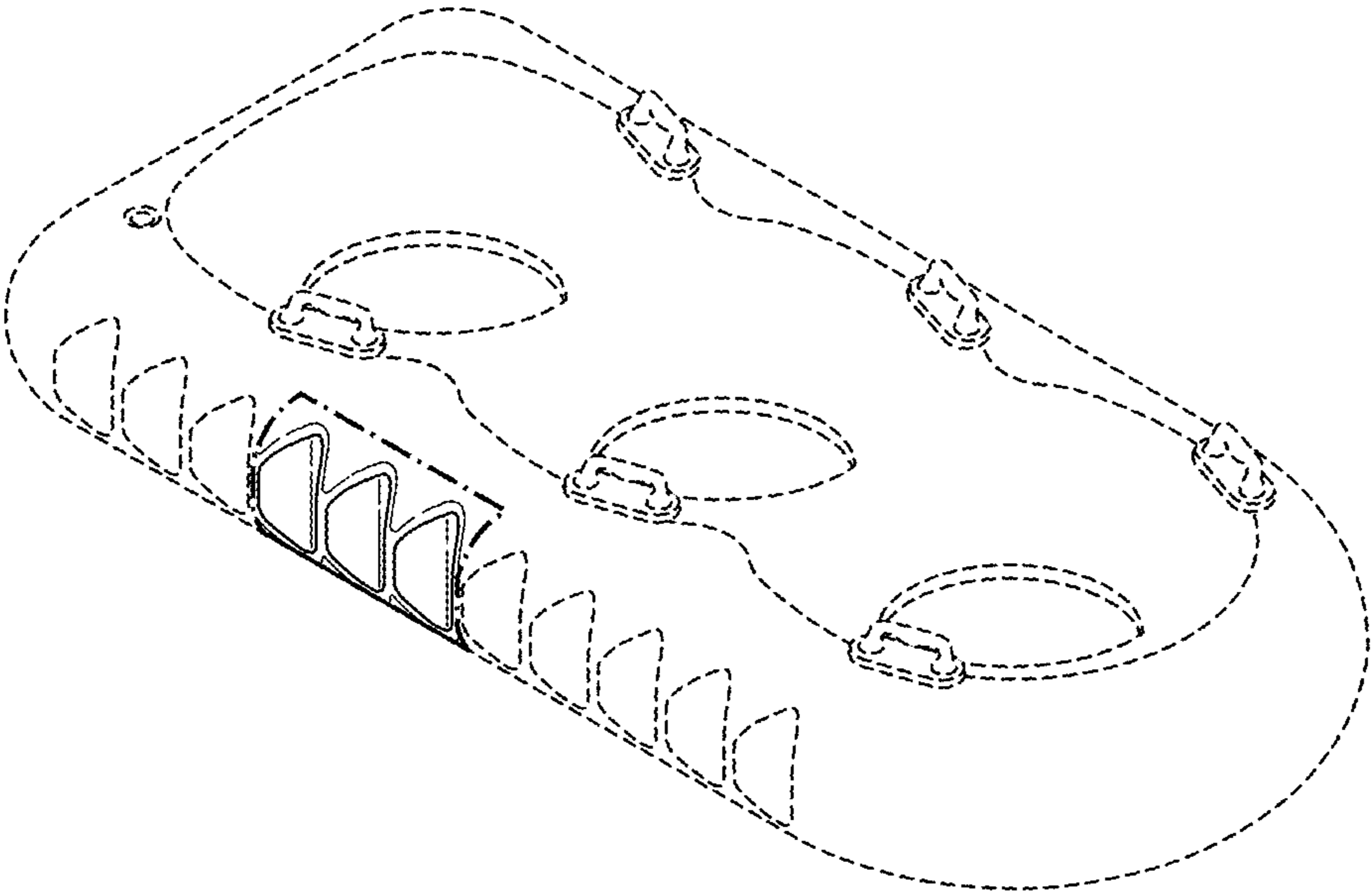


FIG. 1

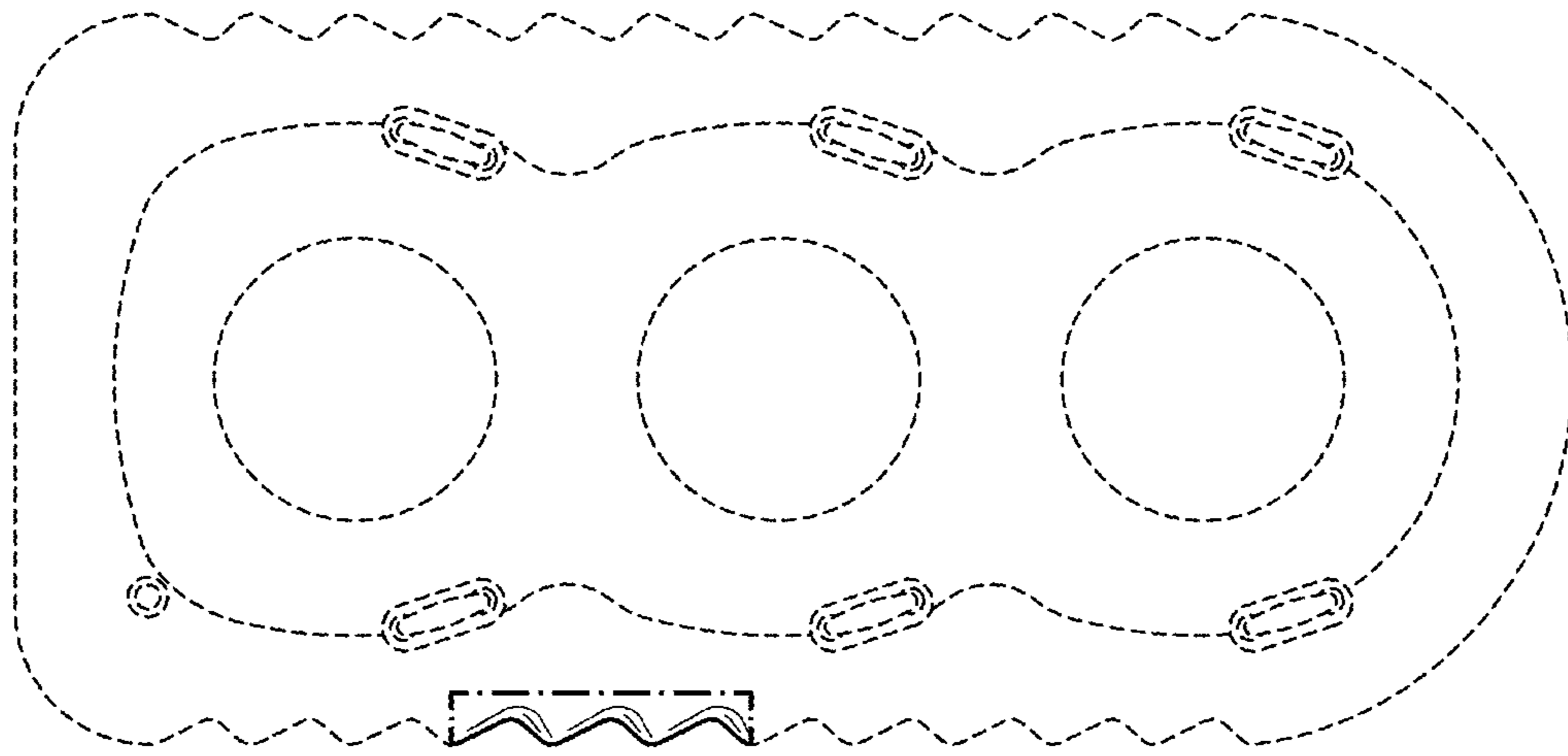


FIG. 2

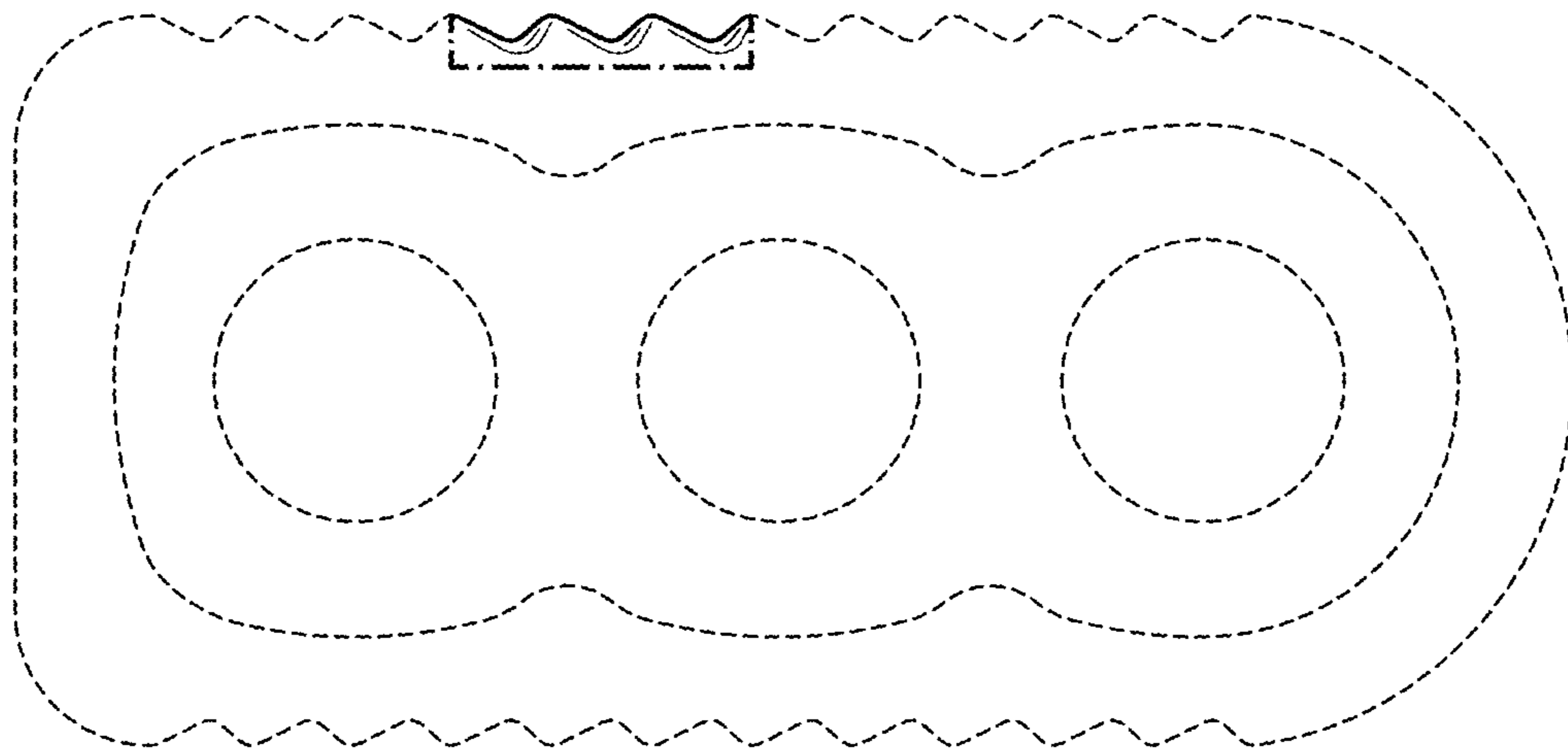


FIG. 3

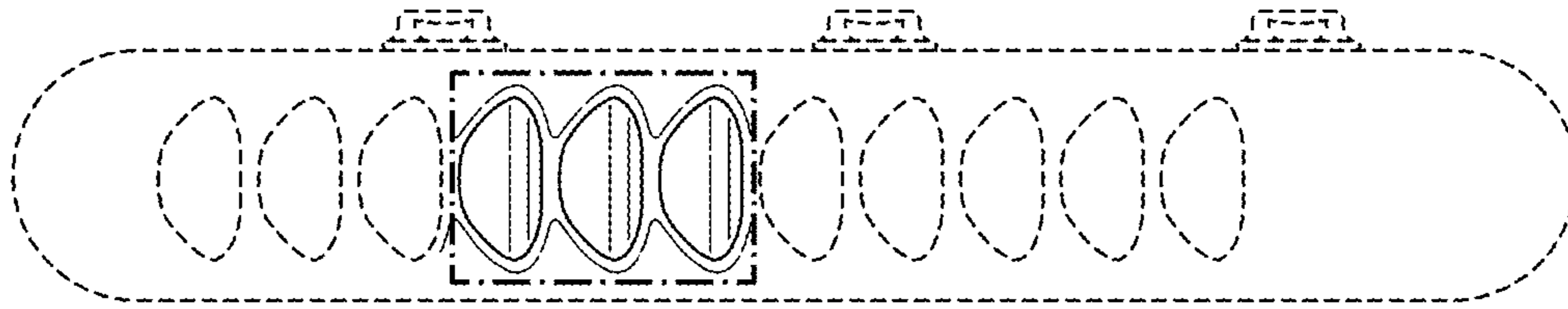


FIG. 4

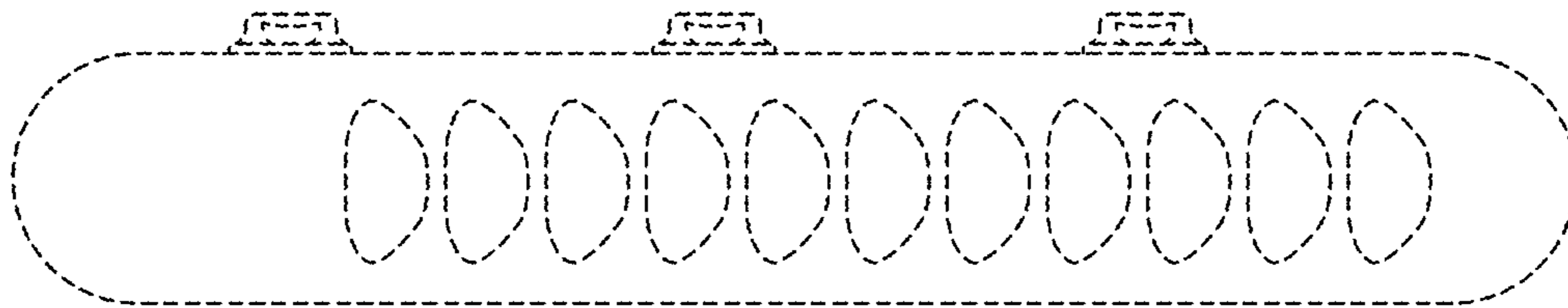


FIG. 5




FIG. 6




FIG. 7