



US00D894297S

(12) **United States Design Patent**
Matsushita

(10) **Patent No.:** **US D894,297 S**

(45) **Date of Patent:** **** Aug. 25, 2020**

(54) **TRAINING APPARATUS**

(71) Applicant: **MTG CO., LTD.**, Nagoya-shi, Aichi (JP)

(72) Inventor: **Tsuyoshi Matsushita**, Nagoya (JP)

(73) Assignee: **MTG Co., Ltd.**, Nagoya-shi, Aichi-ken (JP)

(**) Term: **15 Years**

(21) Appl. No.: **29/676,035**

(22) Filed: **Jan. 8, 2019**

(30) **Foreign Application Priority Data**

Jul. 21, 2018 (JP) 2018-016015

(51) **LOC (12) Cl.** **21-02**

(52) **U.S. Cl.**
USPC **D21/662**

(58) **Field of Classification Search**

USPC D21/399, 412, 443, 662, 671, 683, 685,
D21/686, 687, 688, 689, 694, 698, 798;
D24/171, 200, 211, 231

CPC A61H 2203/0406; A61H 15/00; A61H
2015/0042; A61H 2201/1623; A61H
39/02; A63B 21/4037; A63B 22/16; A63B
22/18

See application file for complete search history.

(56) **References Cited**

U.S. PATENT DOCUMENTS

D375,985 S * 11/1996 Dailey D21/412
D398,671 S * 9/1998 Videtto D21/662
D405,135 S * 2/1999 Scott D21/688
5,897,474 A * 4/1999 Romero A63B 22/14
446/396
D415,224 S * 10/1999 Broudy D21/688
D446,264 S * 8/2001 Fischer D21/662

D483,084 S * 12/2003 Gvoich D21/671
D519,172 S * 4/2006 Penat D21/671
D601,643 S * 10/2009 Byle D21/662
D612,896 S * 3/2010 Talley D21/686
D626,607 S * 11/2010 Kim D21/671
D627,015 S * 11/2010 Senegal D21/662
D634,377 S * 3/2011 Byle D21/662
D680,599 S * 4/2013 Orenstein D21/671
D681,138 S * 4/2013 Hodgkins D21/671
D685,038 S * 6/2013 Crain D21/662
D695,367 S * 12/2013 Lovegrove D21/671
D717,381 S * 11/2014 Orenstein D21/671
D738,444 S * 9/2015 Hilson D21/662
D740,381 S * 10/2015 Heath D21/688
D776,769 S * 1/2017 Heath D21/688
D804,590 S * 12/2017 Hillson D21/671
D805,590 S * 12/2017 Heath D21/688
D806,189 S * 12/2017 Failing D21/688
D806,190 S * 12/2017 Failing D21/688
D822,774 S * 7/2018 Strong Crawley D21/671

(Continued)

Primary Examiner — Cynthia Ramirez

Assistant Examiner — Michael A Maharajh

(74) *Attorney, Agent, or Firm* — Sughrue Mion, PLLC

(57) **CLAIM**

The ornamental design for a training apparatus, as shown and described.

DESCRIPTION

FIG. 1 is a perspective view of a training apparatus, showing my new design;

FIG. 2 is a front view thereof;

FIG. 3 is a rear view thereof;

FIG. 4 is a left side view thereof;

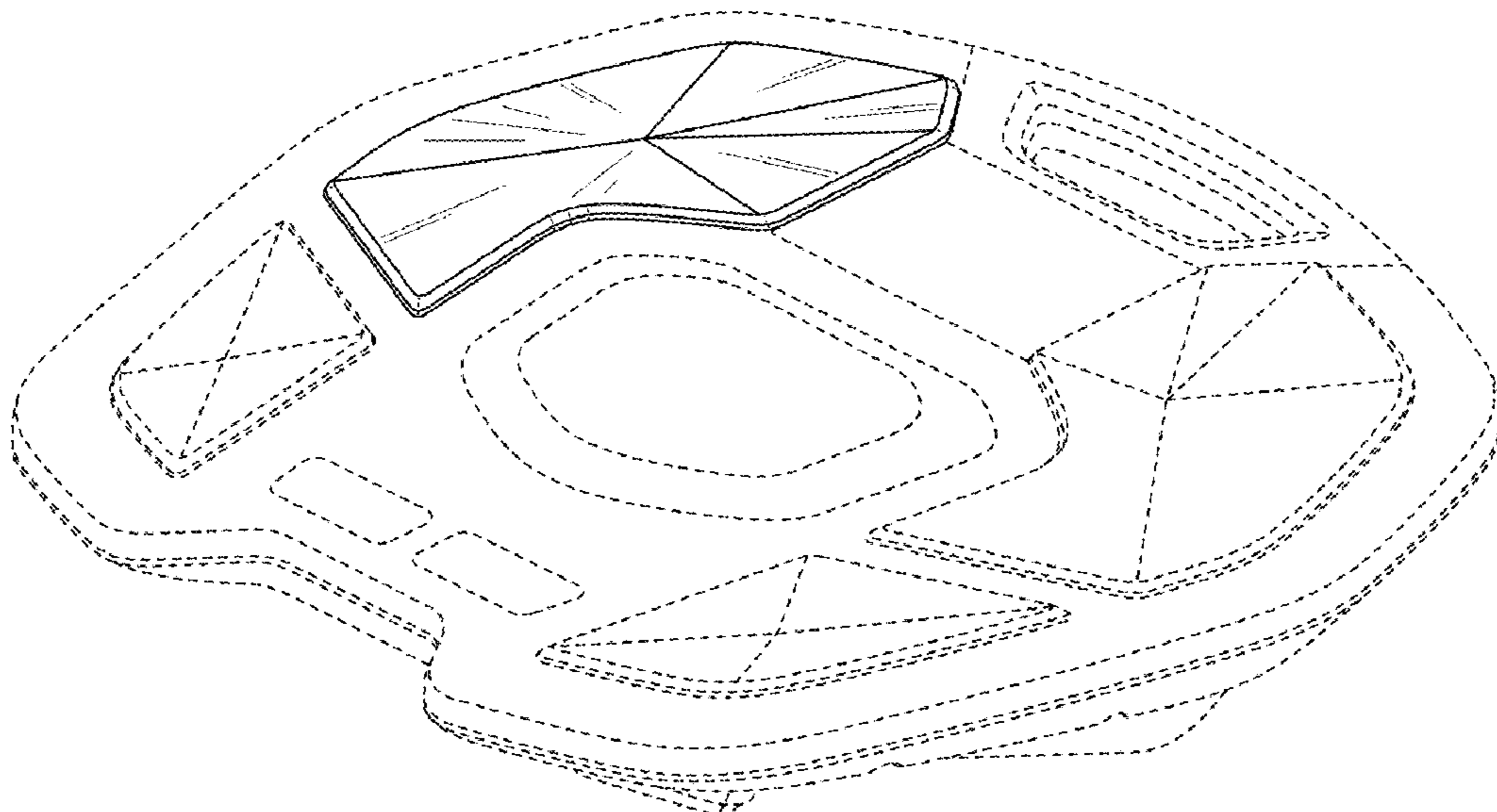
FIG. 5 is a right side view thereof;

FIG. 6 is a top view thereof; and,

FIG. 7 is a bottom view.

The broken lines shown are included for the purpose of illustrating the unclaimed portions of the training apparatus and form no part of the claimed design.

1 Claim, 5 Drawing Sheets



(56)

References Cited

U.S. PATENT DOCUMENTS

D825,696	S *	8/2018	Mercenari Uribe	D21/671
D827,060	S *	8/2018	Holland	D21/686
D831,134	S *	10/2018	Hillson	D21/686
D843,515	S *	3/2019	Agostini	D21/688
D847,358	S *	4/2019	Matsushita	D24/200
D851,187	S *	6/2019	Leier	D21/694
D865,195	S *	10/2019	Matsushita	D24/200
D875,194	S *	2/2020	Zhou	D21/688
2006/0105895	A1 *	5/2006	Lu	A63B 21/0004 482/146
2007/0111862	A1 *	5/2007	Lockett	A63B 21/0004 482/51

* cited by examiner

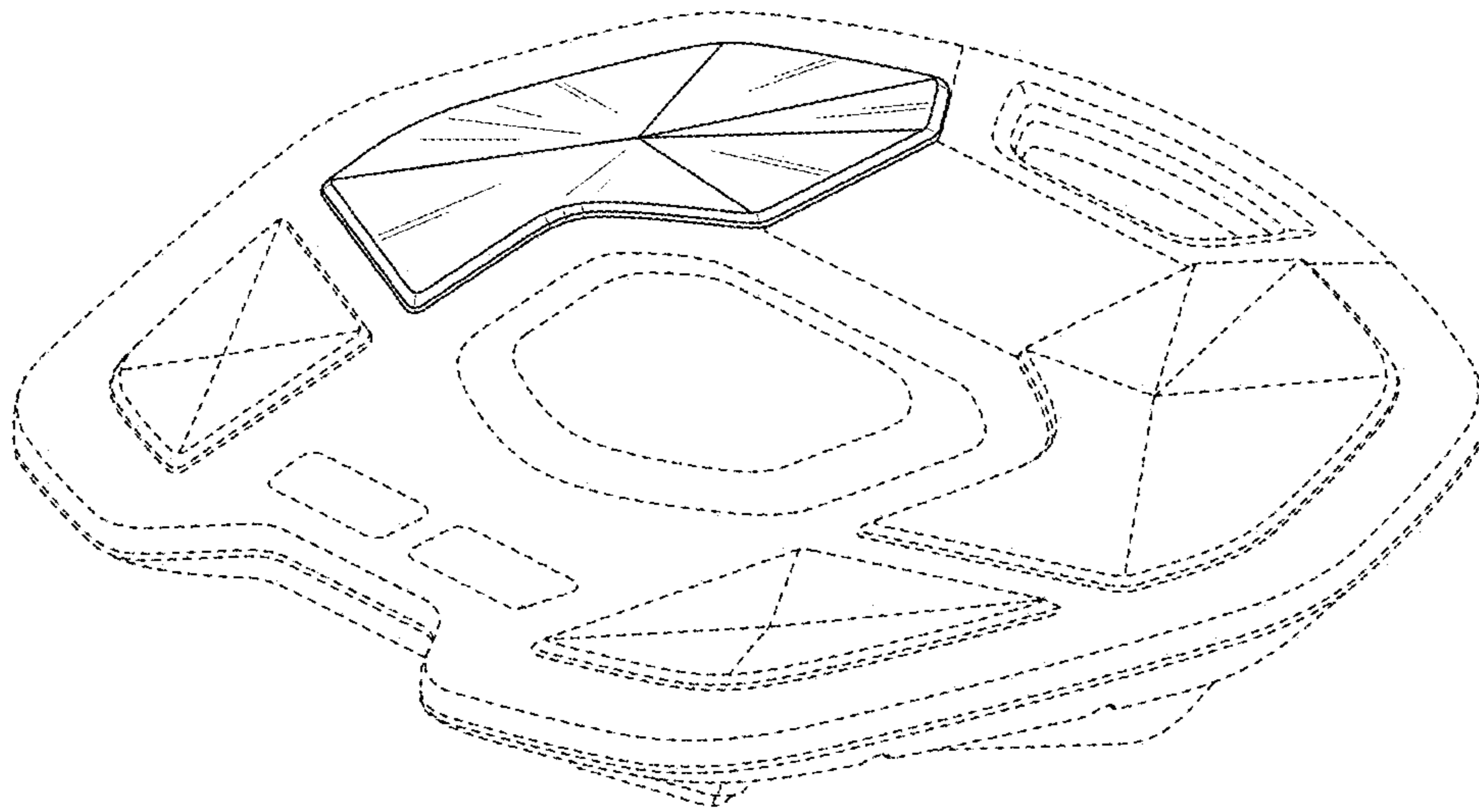


FIG. 1

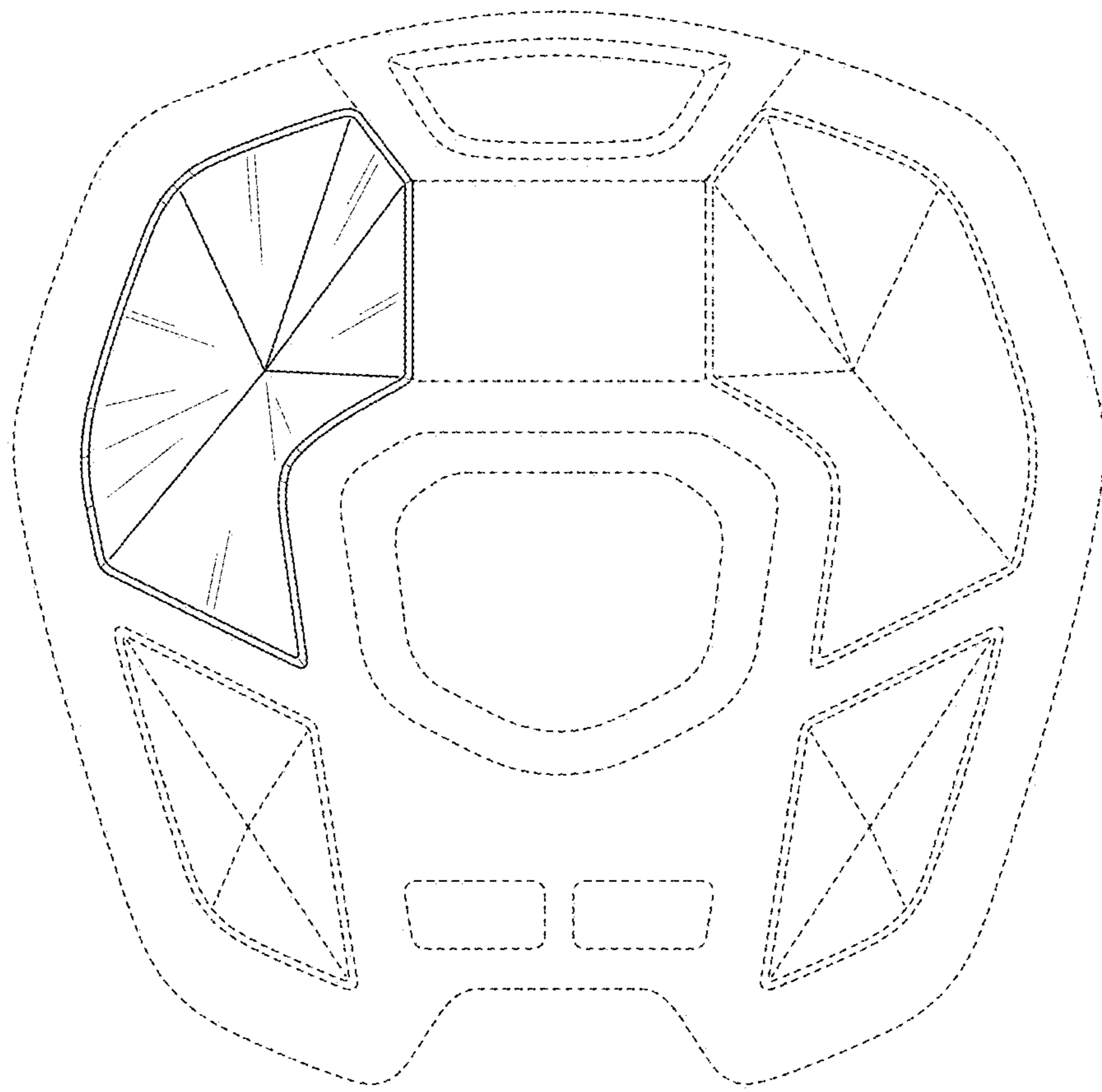


FIG. 2

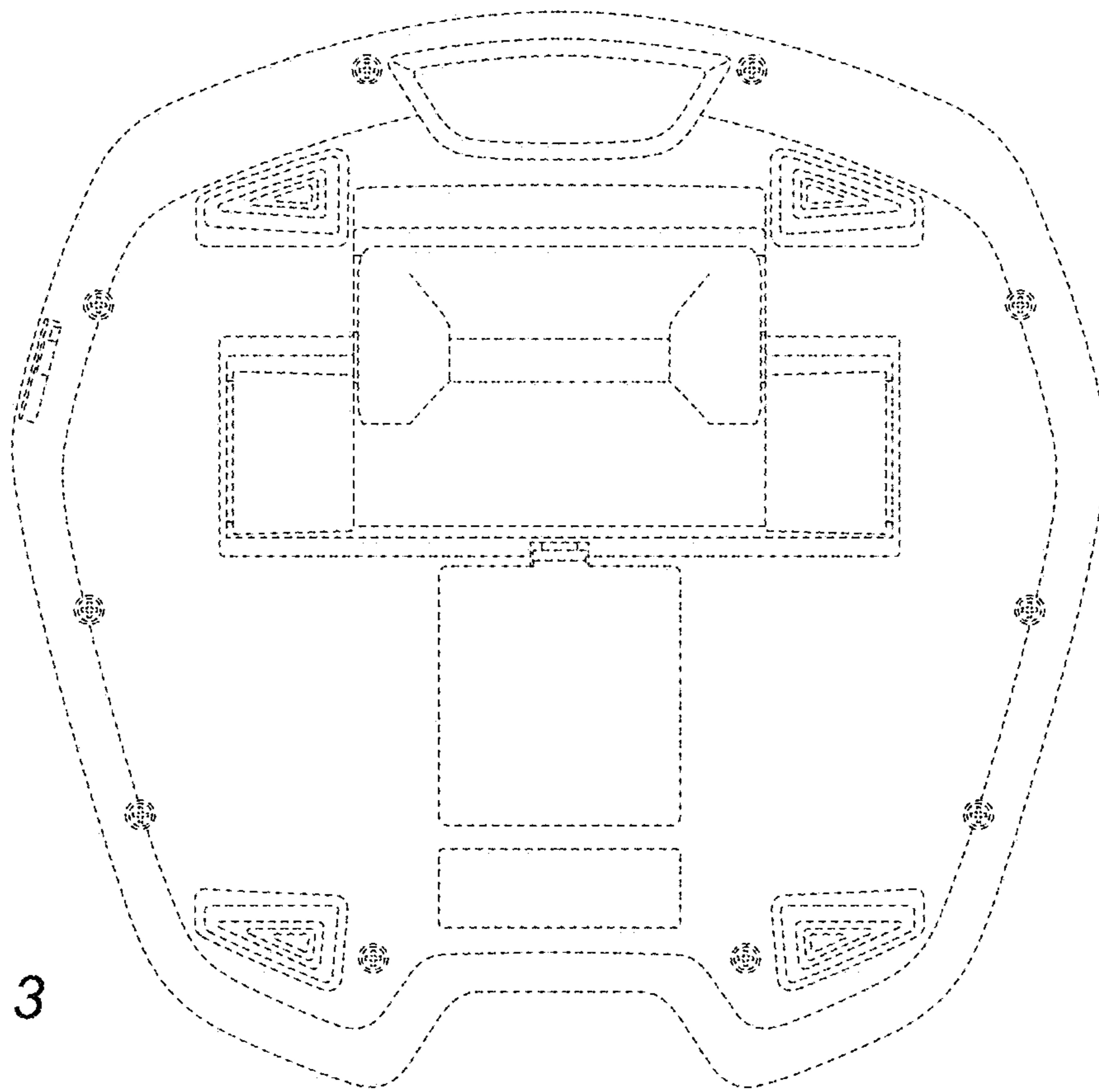


FIG. 3

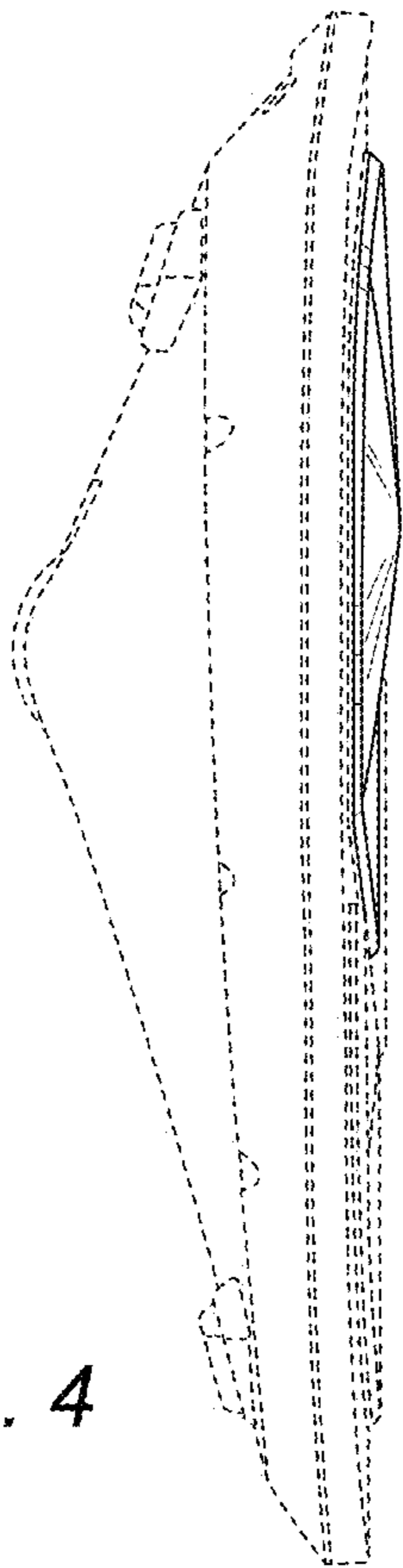


FIG. 4




FIG. 5

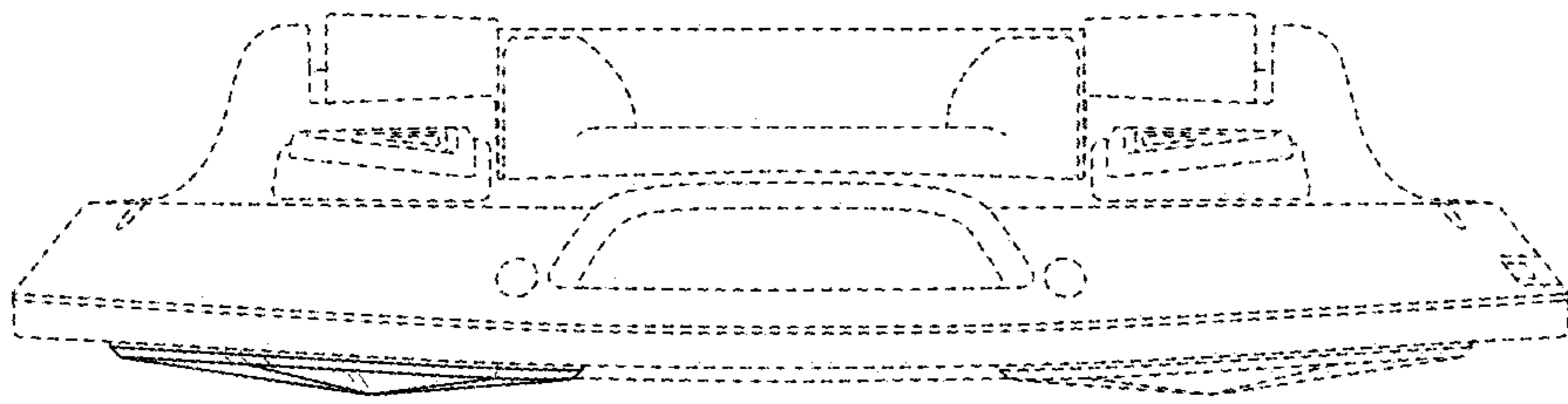


FIG. 6

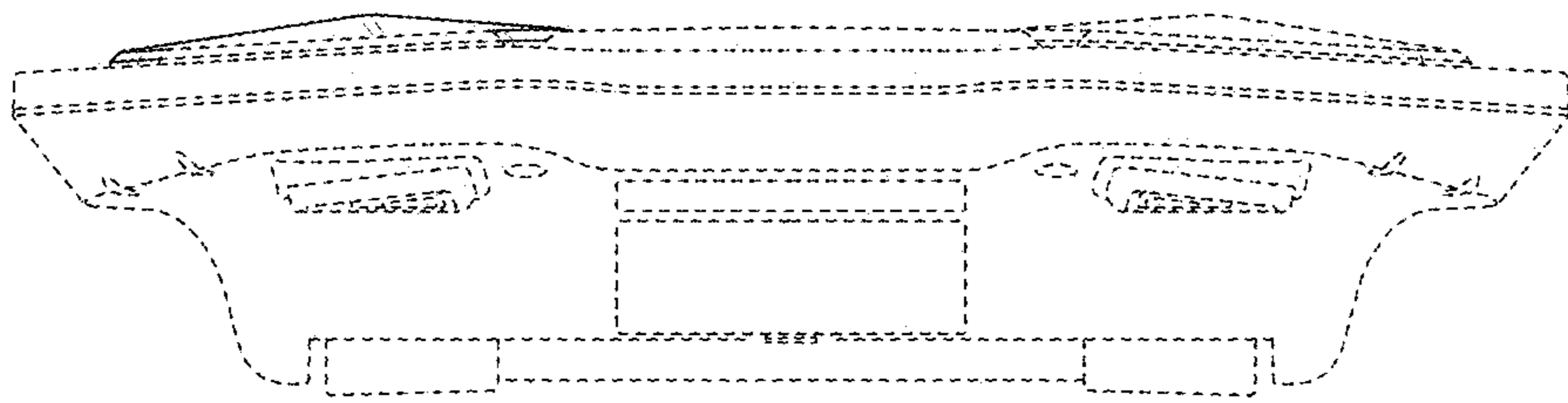


FIG. 7