



US00D894279S

(12) **United States Design Patent** (10) **Patent No.:** **US D894,279 S**
Loew (45) **Date of Patent:** **** Aug. 25, 2020**

- (54) **ILLUMINATED SIGN**
- (71) Applicant: **Amazon Technologies, Inc.**, Seattle, WA (US)
- (72) Inventor: **Christopher Loew**, Palo Alto, CA (US)
- (73) Assignee: **Amazon Technologies, Inc.**, Seattle, WA (US)
- (**) Term: **15 Years**
- (21) Appl. No.: **29/676,405**
- (22) Filed: **Jan. 10, 2019**

- D213,907 S 4/1969 Woofler
- D233,159 S 10/1974 White
- D263,972 S 4/1982 Pasker
- D265,746 S 8/1982 Robillard
- D307,213 S 4/1990 Scungio
- 4,930,234 A 6/1990 Schmidt
- (Continued)

OTHER PUBLICATIONS

Office Action for U.S. Appl. No. 29/624,007, dated Apr. 4, 2018, Lowe, "Illuminated Sign", 9 pages.
(Continued)

Primary Examiner — George D. Kirschbaum
(74) *Attorney, Agent, or Firm* — Lee & Hayes, P.C.

Related U.S. Application Data

- (63) Continuation of application No. 29/624,011, filed on Oct. 29, 2017, now Pat. No. Des. 842,382, which is a continuation of application No. 29/571,283, filed on Jul. 15, 2016, now Pat. No. Des. 803,943.

- (51) **LOC (12) Cl.** **20-02**
- (52) **U.S. Cl.**
USPC **D20/41; D10/109.1**

- (58) **Field of Classification Search**
USPC D10/109.1, 109.2, 113.4, 114.1; D20/28, D20/42, 41; D9/439
CPC G09F 23/04; G09F 3/20; A01K 11/00
See application file for complete search history.

(56) **References Cited**

U.S. PATENT DOCUMENTS

- D59,626 S * 11/1921 Dunlap D10/109.1
- D60,872 S 4/1922 Minoff
- D60,887 S 4/1922 Tuttle
- D99,928 S 6/1936 Chernow
- D116,338 S 8/1939 Gist
- 3,102,352 A 9/1963 White
- D202,866 S 11/1965 Handley
- 3,407,523 A * 10/1968 Winston A01K 11/00
40/1.5


(57) **CLAIM**

The ornamental design for an illuminated sign, as shown and described.

DESCRIPTION

FIG. 1 is a front perspective view of the illuminated sign according to the present design;
FIG. 2 is a front elevational view of the illuminated sign of FIG. 1;
FIG. 3 is a rear elevational view of the illuminated sign of FIG. 1;
FIG. 4 is a right-side elevational view of the illuminated sign of FIG. 1, the left-side elevational view being a mirror image thereof;
FIG. 5 is a top plan view of the illuminated sign of FIG. 1;
FIG. 6 is a bottom plan view of the illuminated sign of FIG. 1; and,
FIG. 7 is a front perspective view of the illuminated sign of FIG. 1, showing the illuminated sign in a manner of use.
In the drawings, the broken lines depict portions of the illuminated sign that form no part of the claimed design.

1 Claim, 6 Drawing Sheets



(56)

References Cited

U.S. PATENT DOCUMENTS

D315,695 S 3/1991 DeCaro
 D330,686 S 11/1992 Campagna
 D354,084 S 1/1995 Leighton
 D360,846 S 8/1995 Kallionpaa
 D375,979 S 11/1996 Adams
 D382,218 S 8/1997 Hall
 D394,409 S 5/1998 Ferguson
 D397,364 S 8/1998 Barrett
 D399,260 S 10/1998 Thimote
 D404,334 S 1/1999 Welsh
 D406,396 S 3/1999 Granwehr
 D407,987 S 4/1999 Dittmore et al.
 D410,861 S 6/1999 De Winter
 D413,934 S 9/1999 Kleihues
 D424,734 S 5/2000 Gager et al.
 D425,812 S 5/2000 Bodo
 D429,177 S 8/2000 Jennings
 D433,071 S 10/2000 Barrett
 D436,135 S 1/2001 Emert
 D438,134 S 2/2001 Sloven
 D440,153 S 4/2001 Lin
 D440,512 S 4/2001 Mugleston
 D444,941 S 7/2001 Pisarevsky
 D446,379 S 8/2001 Taylor
 D447,332 S 9/2001 Pisarevsky
 D459,265 S 6/2002 Taylor
 D463,104 S 9/2002 Ames
 6,519,884 B1 2/2003 Duhamel
 D475,317 S 6/2003 Fernandez
 D476,038 S 6/2003 Geyer
 D476,691 S 7/2003 Geyer
 D479,561 S 9/2003 Meyer
 D487,406 S 3/2004 Anderson
 D498,162 S 11/2004 Evans
 D500,808 S * 1/2005 Howard D20/28
 D501,891 S 2/2005 Kaplan et al.
 D526,362 S 8/2006 Priegel
 D536,968 S * 2/2007 Keller D9/439
 D559,577 S 1/2008 Quinn
 D561,260 S 2/2008 Ferry
 D570,597 S 6/2008 Klein
 D574,989 S 8/2008 Rodzwell
 D578,431 S 10/2008 Weyer et al.
 D598,053 S 8/2009 Sanchez

D598,054 S 8/2009 Grimshaw
 D602,092 S 10/2009 Tonnessen et al.
 D609,752 S 2/2010 Miller
 D616,198 S 5/2010 Liu et al.
 D621,399 S 8/2010 Ahlstrom
 7,814,692 B2 10/2010 Wiltfang et al.
 7,877,909 B1 * 2/2011 Hagen A01K 11/00
 40/300
 D636,819 S * 4/2011 Walker D20/28
 D644,134 S * 8/2011 Huang D10/114.1
 D651,255 S 12/2011 Ingouville
 D660,370 S 5/2012 Podd
 D664,055 S 7/2012 Call
 D693,269 S 11/2013 Bertken
 D708,979 S * 7/2014 Danialian D10/113.4
 D711,467 S 8/2014 Rhodes
 D713,404 S 9/2014 Green
 D754,014 S 4/2016 Hart
 D786,140 S 5/2017 Bloch
 D791,242 S 7/2017 Lemberger et al.
 D791,878 S 7/2017 Loew
 D797,856 S 9/2017 Loew
 D803,943 S 11/2017 Loew
 D804,578 S 12/2017 Loew
 D807,434 S 1/2018 Loew
 D842,383 S 3/2019 Loew
 D872,801 S * 1/2020 Formel D20/42
 2002/0157295 A1 * 10/2002 Bush G09F 3/20
 40/661.05
 2011/0239502 A1 * 10/2011 Gladman G09F 23/04
 40/541
 2014/0165437 A1 6/2014 Barker

OTHER PUBLICATIONS

Office Action for U.S. Appl. No. 29/624,011, dated Apr. 5, 2018, Lowe, "Illuminated Sign", 8 pages.
 Office Action for U.S. Appl. No. 29/627,882, dated Apr. 5, 2018, Loew, "Illuminated Sign", 8 pages.
 Office Action for U.S. Appl. No. 29/571,280, dated May 19, 2017, Lowe, "Illuminated Sign", 7 pages.
 Office Action for U.S. Appl. No. 29/571,283, dated May 22, 2017, Lowe, "Illuminated Sign", 8 pages.
 Office Action for U.S. Appl. No. 29/571,285, dated May 24, 2017, Lowe, "Illuminated Sign", 8 pages.

* cited by examiner

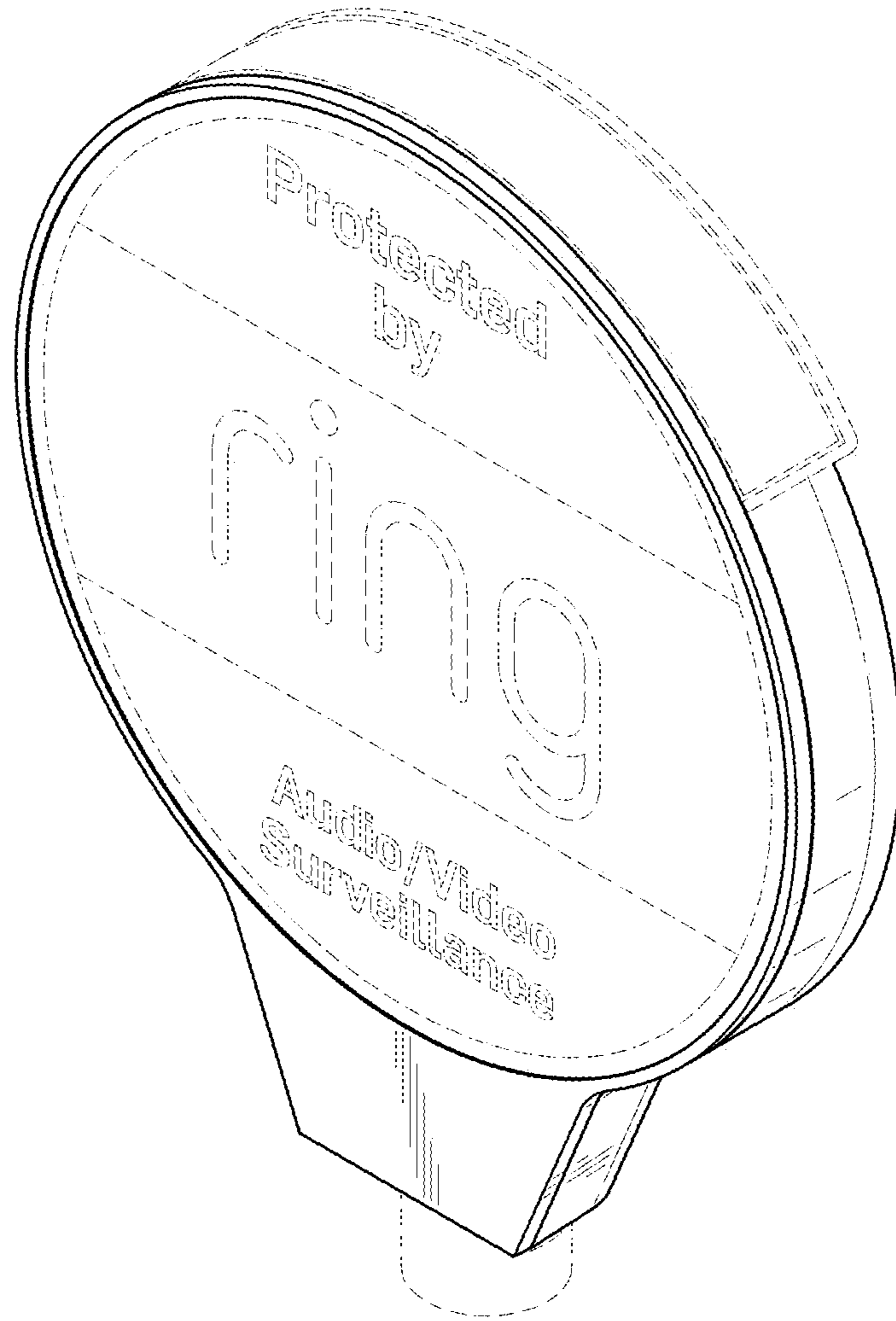


FIG. 1




FIG. 2




FIG. 3

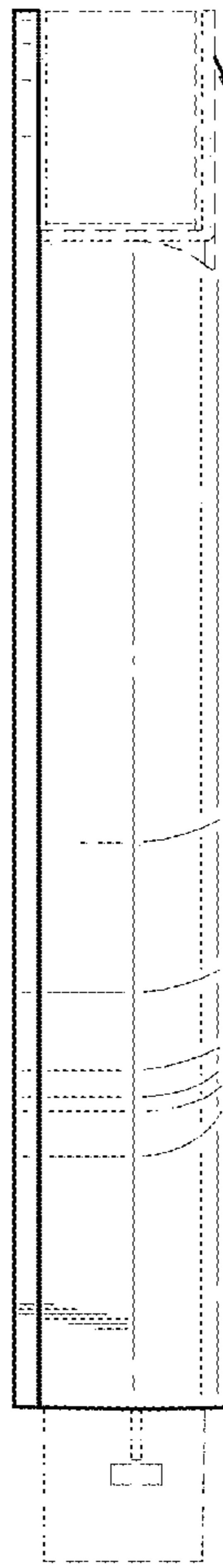


FIG. 4




FIG. 5

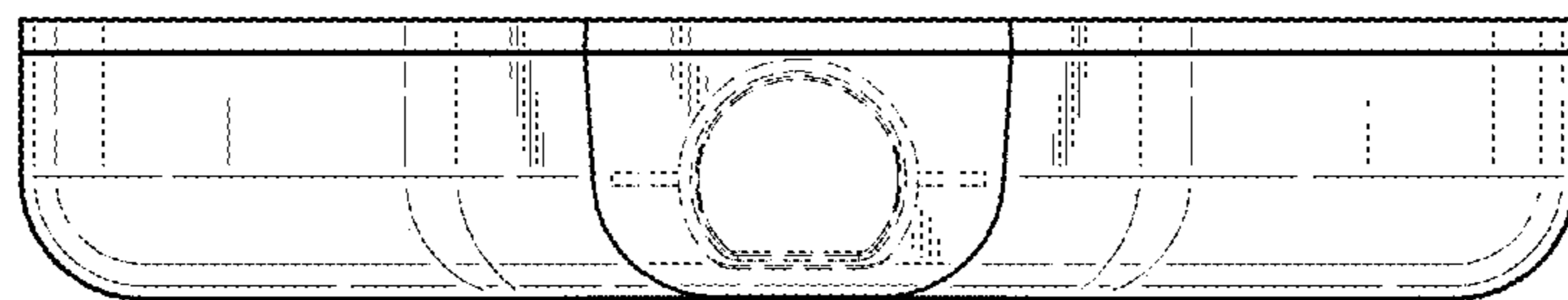


FIG. 6

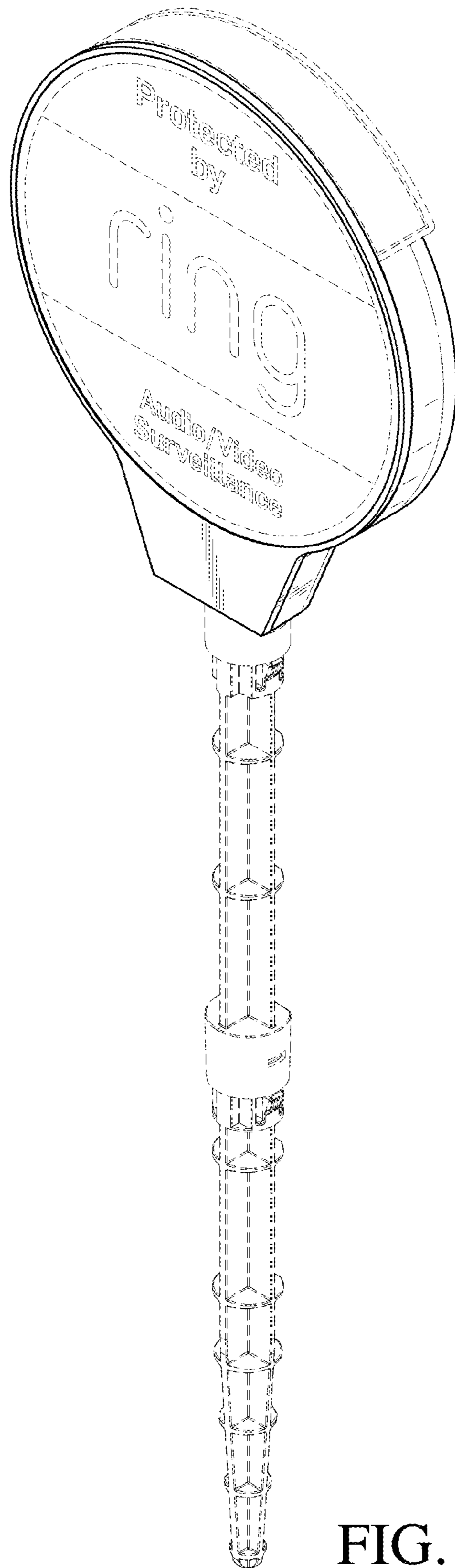


FIG. 7