



US00D894273S

(12) **United States Design Patent** (10) **Patent No.:** **US D894,273 S**  
**Dyer** (45) **Date of Patent:** **\*\* Aug. 25, 2020**

(54) **EMBOSSED GRAPH PAPER**

(71) Applicant: **Adam Daniel Dyer**, Jersey City, NJ  
(US)

(72) Inventor: **Adam Daniel Dyer**, Jersey City, NJ  
(US)

(\*\*) Term: **15 Years**

(21) Appl. No.: **29/658,399**

(22) Filed: **Jul. 31, 2018**

(51) **LOC (12) Cl.** ..... **19-01**

(52) **U.S. Cl.**  
USPC ..... **D19/1**

(58) **Field of Classification Search**  
USPC ..... D19/1-12, 20-34, 100;  
40/124.01-124.15, 672, 661, 726, 776,  
40/617; 283/72, 74-75, 103, 105-117,  
283/81-82, 70, 94, 904, 93, 113-114;  
206/449, 815; D21/385; D20/10, 22, 27,  
D20/40, 42, 11; D14/435-437; D6/613,  
D6/583; 362/2; 235/380, 382, 487, 493,  
235/488; D5/25, 57, 59, 7-19  
CPC .. B42D 15/022; B42D 15/045; B42D 15/027;  
B42D 15/042; B42D 25/29; B42D 25/00;  
B42D 25/20; B42D 25/30; B42D 25/40;  
B42D 25/23; B42D 25/26; B42D 25/285;  
B42D 2033/00; B42D 2033/08; B42D  
2033/10; B42D 2033/16; B42D 2033/20;  
B42D 2033/30

See application file for complete search history.

(56) **References Cited**

U.S. PATENT DOCUMENTS

D425,113 S *	5/2000	Kleman .....	D19/1
D677,062 S *	3/2013	Lee .....	D5/58
D740,035 S *	10/2015	Teherani .....	D5/58
D849,136 S *	5/2019	Cui .....	D19/2
D853,480 S *	7/2019	Chandra .....	D19/1

\* cited by examiner

*Primary Examiner* — Abraham Bahta

(74) *Attorney, Agent, or Firm* — Dunlap Bennett &  
Ludwig, PLLC

(57) **CLAIM**

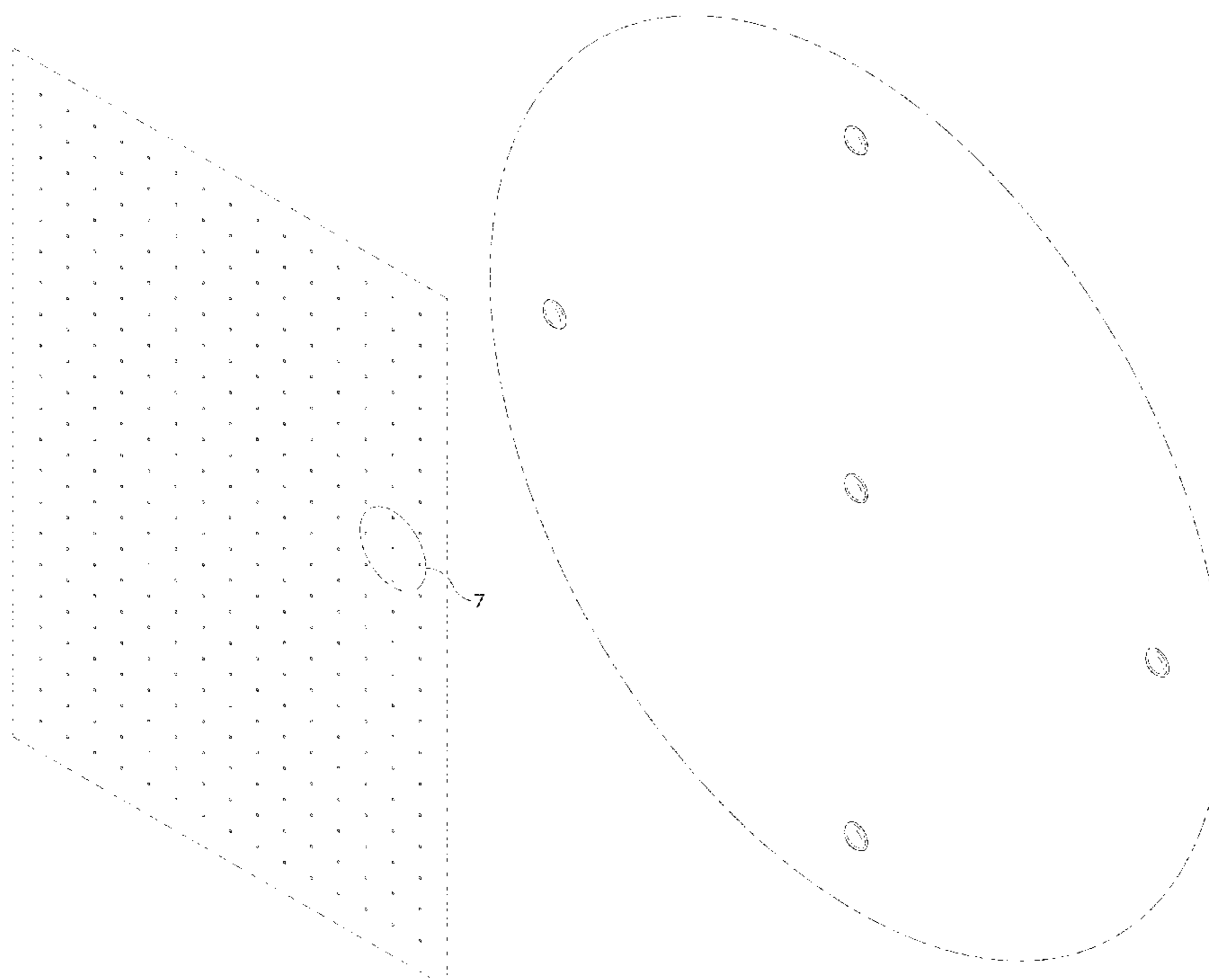
The ornamental design for an embossed graph paper, as shown and described.

**DESCRIPTION**

FIG. 1 is a front perspective view of an embossed graph paper showing my new design;  
FIG. 2 is a front elevation view thereof;  
FIG. 3 is a rear elevation view thereof;  
FIG. 4 is a top plan view thereof, the bottom plan view being a mirror image thereof;  
FIG. 5 is a right side elevation view thereof, the left side elevation view being a mirror image thereof;  
FIG. 6 is an enlarged detail of the circumscribed 6-6 area of FIG. 5; and,  
FIG. 7 is an enlarged detail of the circumscribed 7 area of FIG. 1.

The broken line showing portions of the embossed graph paper is included for the purpose of illustrating environmental structure and forms no part of the claimed design.

**1 Claim, 5 Drawing Sheets**






FIG. 1




FIG. 2




FIG. 3

FIG.4

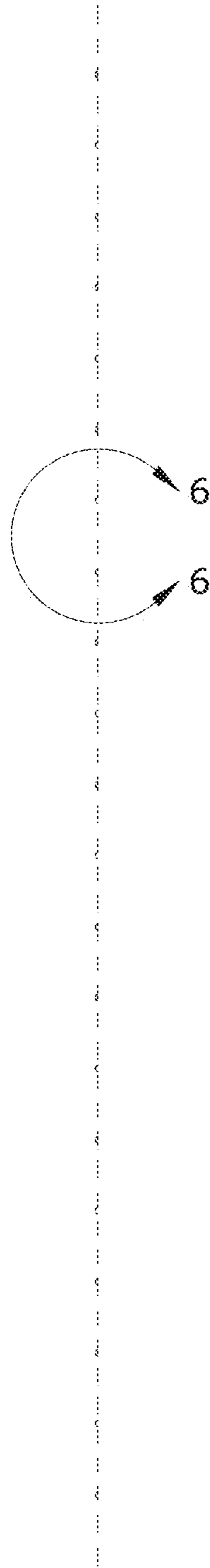


FIG.5

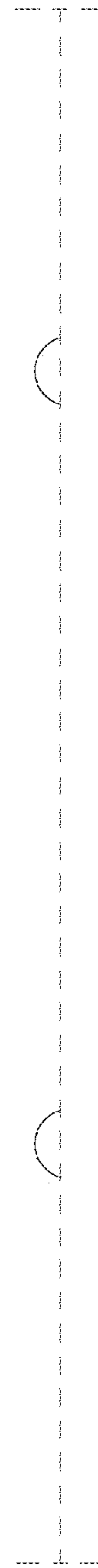


FIG.6

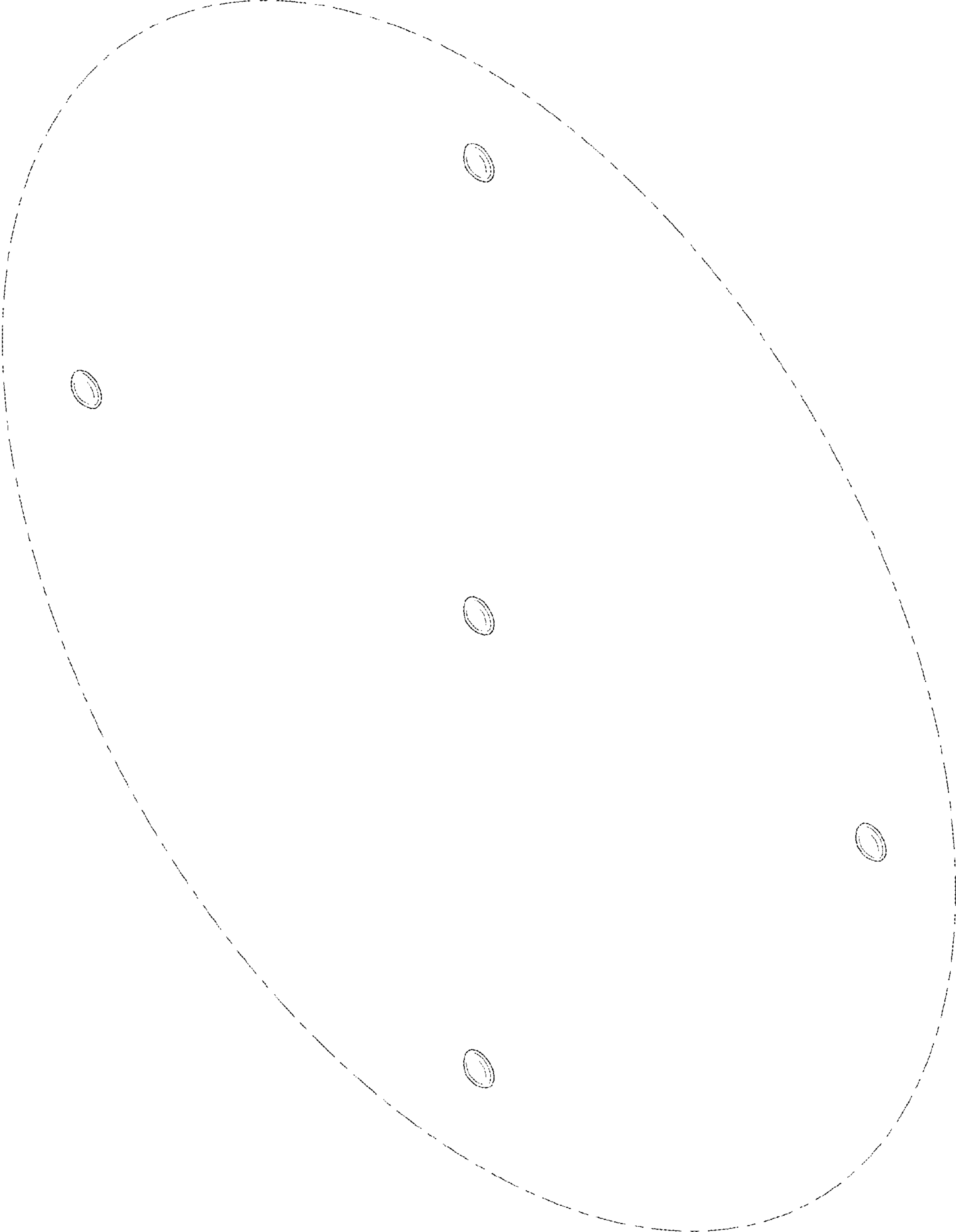


FIG.7