



US00D894261S

(12) **United States Design Patent**
Chen et al.

(10) **Patent No.:** **US D894,261 S**

(45) **Date of Patent:** **** Aug. 25, 2020**

(54) **GUITAR**

(71) Applicant: **ESP CHINA INC., Jixi (CN)**

(72) Inventors: **Xiaofang Chen, Jixi (CN); Guangyu Li, Jixi (CN); Xuwen Gao, San Diego, CA (US)**

(**) Term: **15 Years**

(21) Appl. No.: **29/681,547**

(22) Filed: **Feb. 26, 2019**

(51) **LOC (12) Cl.** **17-03**

(52) **U.S. Cl.**
USPC **D17/14**

(58) **Field of Classification Search**
USPC D17/14, 18, 19, 20, 21, 99; D21/405
CPC .. G10D 1/08; G10D 1/10; G10D 3/00; G10D 3/04; G10D 3/06; G10D 3/16; G10D 3/173; G09B 15/001; G09B 15/02; G09B 15/008

See application file for complete search history.

(56) **References Cited**

U.S. PATENT DOCUMENTS

D314,783 S * 2/1991 Vandenberg D17/20
5,520,082 A * 5/1996 Armstrong G10D 3/153
84/313

D420,694 S * 2/2000 Rose D17/14
D565,093 S * 3/2008 Chan D17/14
D567,280 S * 4/2008 Garnier D17/14
D606,581 S * 12/2009 Ierymenko D17/14
D637,190 S * 5/2011 McGuire, II D14/400
D662,539 S * 6/2012 Mohajerin D17/14
D835,710 S * 12/2018 Wong D17/14
D837,286 S * 1/2019 Wong D17/14
D837,287 S * 1/2019 Wong D17/14

* cited by examiner

Primary Examiner — R. Johnson

(74) *Attorney, Agent, or Firm* — Zheng Miao

(57) **CLAIM**

The ornamental design for a guitar, as shown and described.

DESCRIPTION

FIG. 1 is a front elevational view of a guitar showing my new design;

FIG. 2 is a rear elevational view thereof;

FIG. 3 is a left side elevational view thereof;

FIG. 4 is a right side elevational view thereof;


FIG. 5 is an enlarged top plan view thereof;

FIG. 6 is an enlarged bottom plan view thereof; and,

FIG. 7 is perspective view thereof.

Throughout the views, the portions of the guitar shown in broken lines form no part of the claimed design.

1 Claim, 7 Drawing Sheets



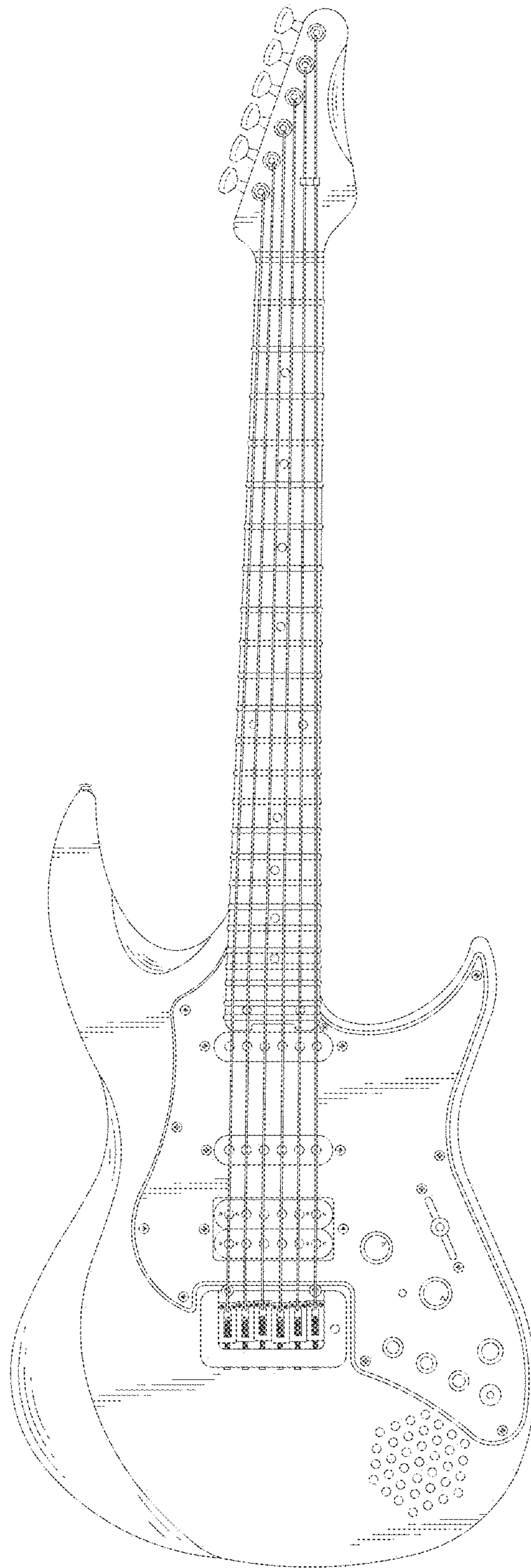


FIG. 1

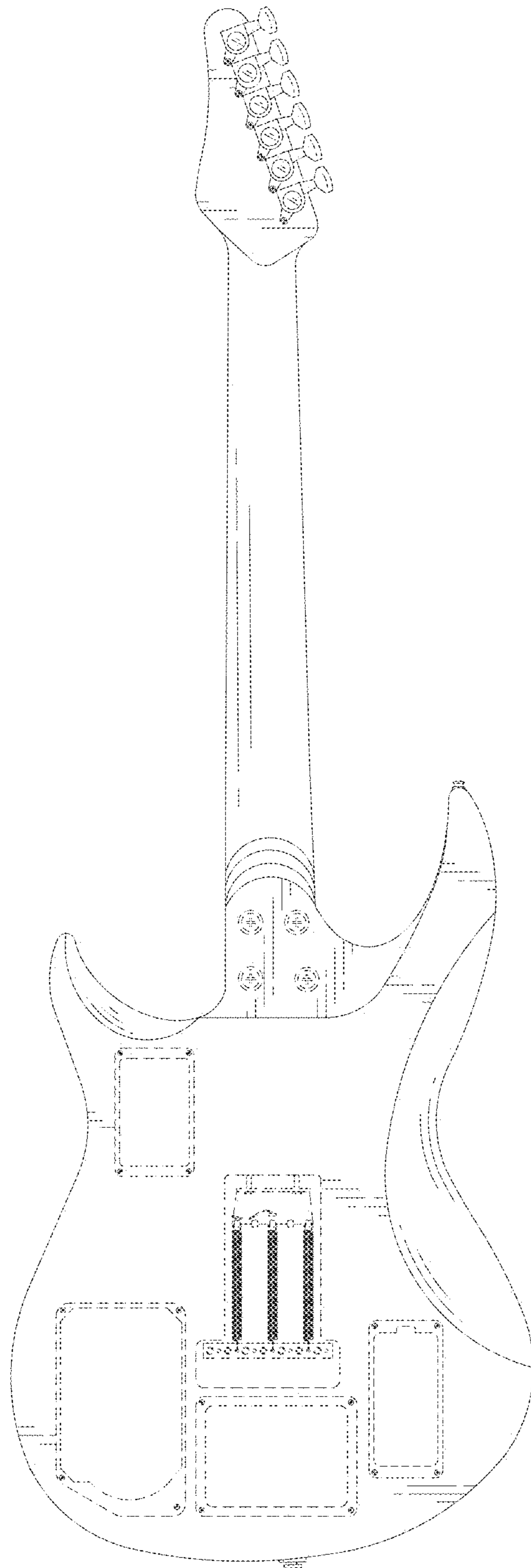


FIG. 2

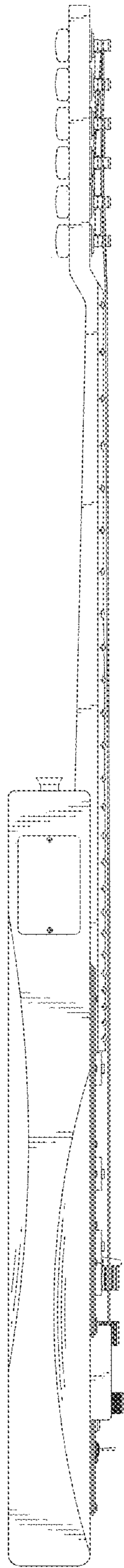


FIG. 3

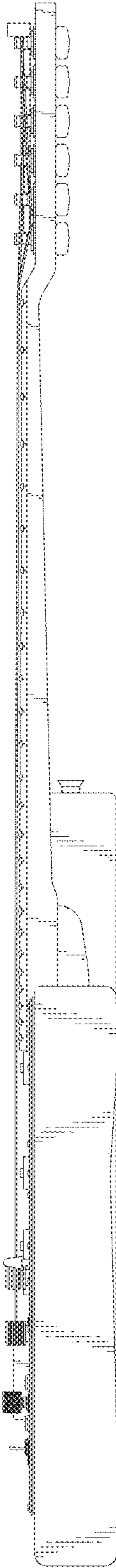


FIG. 4

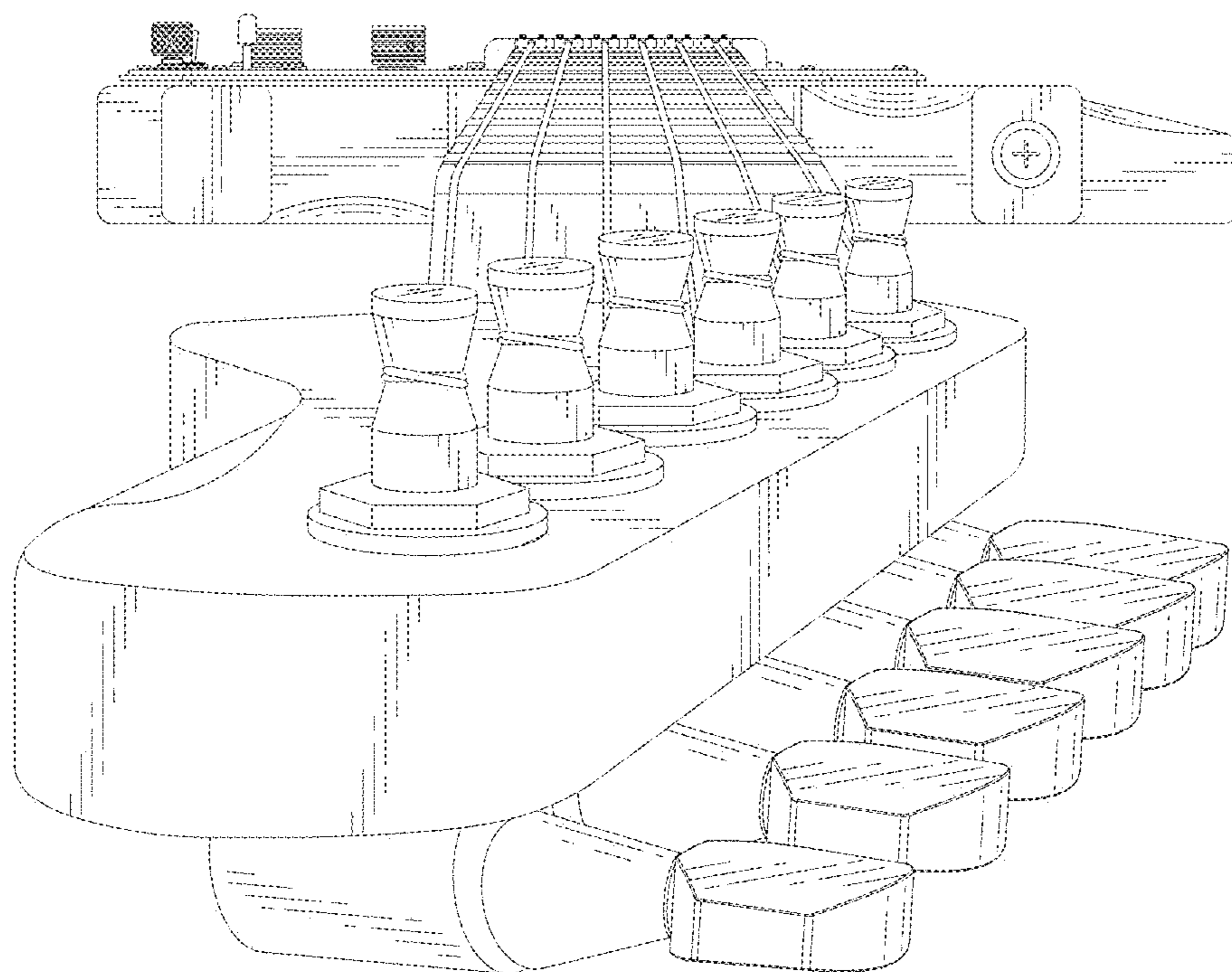


FIG. 5

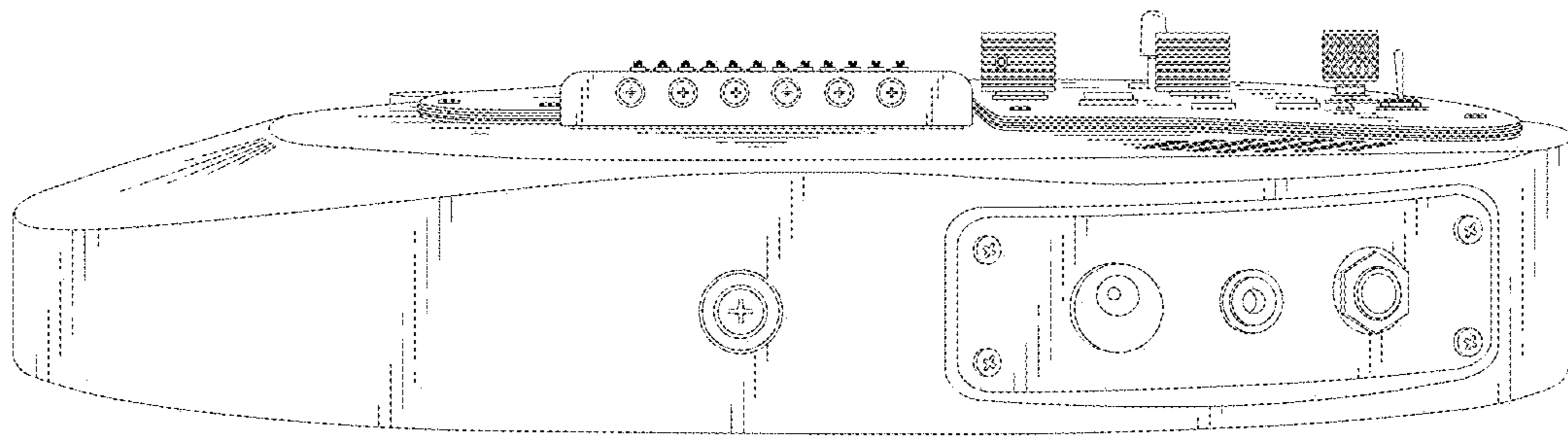


FIG. 6

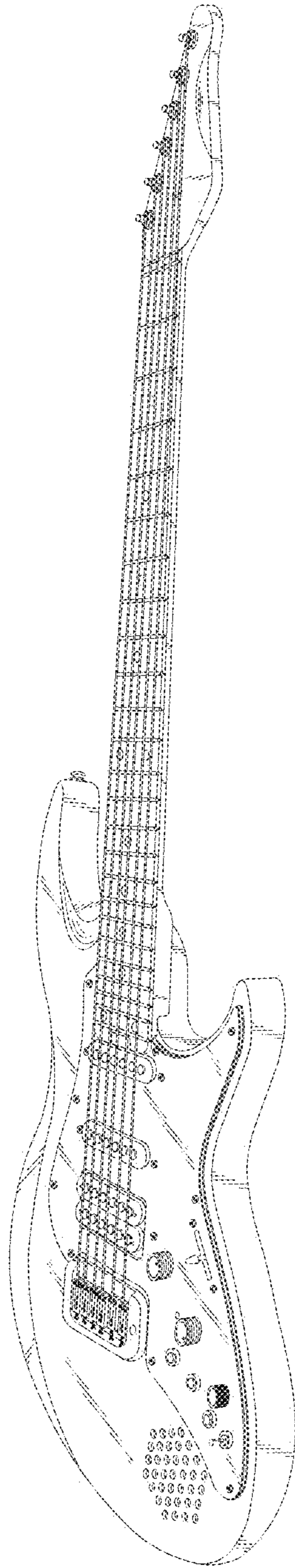


FIG. 7