

US00D894223S

(12) **United States Design Patent** (10) **Patent No.:** **US D894,223 S**  
**Paul et al.** (45) **Date of Patent:** **\*\* Aug. 25, 2020**

(54) **DISPLAY SCREEN WITH ANIMATED GRAPHICAL USER INTERFACE**

FOREIGN PATENT DOCUMENTS

(71) Applicant: **Stryker Corporation**, Kalamazoo, MI (US)

CN 2251310 Y 4/1997  
GB 2405582 A 3/2005  
(Continued)

(72) Inventors: **Jason Michael Paul**, Kalamazoo, MI (US); **Seyed Behrad Ghodsi**, Portage, MI (US); **Bradley Sommer**, Portage, MI (US)

OTHER PUBLICATIONS

<https://www.iconfinder.com/iconsets/medical-health-care-line-6> (Year: 2017).\*

(73) Assignee: **Stryker Corporation**, Kalamazoo, MI (US)

(Continued)

(\*\*) Term: **15 Years**

*Primary Examiner* — Melanie H Tung  
(74) *Attorney, Agent, or Firm* — Howard & Howard Attorneys PLLC

(21) Appl. No.: **29/668,565**

(57) **CLAIM**

(22) Filed: **Oct. 31, 2018**

The ornamental design for a display screen with animated graphical user interface, as shown and described.

(51) **LOC (12) Cl.** ..... **14-04**

(52) **U.S. Cl.**  
USPC ..... **D14/488; D14/489**

(58) **Field of Classification Search**  
USPC ..... D14/485-95  
CPC .. G06F 3/0481; G06F 3/0482; G06F 3/04812; G06F 3/04817; G06F 3/0484; G06F 3/0485; G06F 3/048; G06F 3/0487; G06F 3/0488; G06F 3/04883; G06F 3/04886; G06F 3/0489; G06F 3/0486

**DESCRIPTION**

See application file for complete search history.

The patent file contains at least one drawing executed in color. Copies of this patent with a color drawing will be provided by the Office upon request and payment of the necessary fee.

FIG. 1 is the first image in a sequence for a display screen with animated graphical user interface.

FIG. 2 is the second image thereof.

FIG. 3 is the third image thereof.

FIG. 4 is the fourth image thereof; and,

FIG. 5 is the fifth image thereof.

The appearance of the animated graphical user interface sequentially transitions between the images shown in FIGS. 1-5. The process or period in which one image transitions to another forms no part of the claimed design. The broken line showing of the display screen forms no part of the claimed design.


(56) **References Cited**

U.S. PATENT DOCUMENTS

3,254,348 A 6/1966 Addario  
3,940,811 A 3/1976 Tomikawa et al.  
4,336,621 A 6/1982 Schwartz et al.  
4,605,582 A 8/1986 Sias et al.  
4,665,573 A 5/1987 Fiore  
4,947,500 A 8/1990 Seiler  
5,007,124 A 4/1991 Raburn et al.  
5,109,559 A 5/1992 West

(Continued)

**1 Claim, 5 Drawing Sheets**  
**(5 of 5 Drawing Sheet(s) Filed in Color)**



(56)

References Cited

U.S. PATENT DOCUMENTS

5,179,742 A 1/1993 Oberle  
 5,180,619 A 1/1993 Landi et al.  
 5,280,657 A 1/1994 Stagg  
 5,482,355 A 1/1996 Franzen, Jr.  
 5,491,854 A 2/1996 Music  
 5,611,096 A 3/1997 Bartlett et al.  
 5,617,595 A 4/1997 Landi et al.  
 5,630,238 A 5/1997 Weismiller et al.  
 5,794,289 A 8/1998 Wortman et al.  
 6,115,861 A 9/2000 Reeder et al.  
 6,269,504 B1 8/2001 Romano et al.  
 6,286,166 B1 9/2001 Henley et al.  
 6,367,106 B1 4/2002 Gronsmann  
 6,387,065 B1 5/2002 Tumey  
 6,430,766 B1 8/2002 Henley et al.  
 D483,381 S \* 12/2003 Platz ..... D14/495  
 6,658,676 B1 12/2003 Persson et al.  
 6,687,937 B2 2/2004 Harker  
 6,701,556 B2 3/2004 Romano et al.  
 6,701,558 B2 3/2004 VanSteenburg  
 6,718,584 B2 4/2004 Rabaiotti et al.  
 6,735,799 B1 5/2004 Ellis et al.  
 6,829,796 B2 12/2004 Salvatini et al.  
 7,060,213 B2 6/2006 Pearce  
 7,191,480 B2 3/2007 Romano et al.  
 7,191,482 B2 3/2007 Romano et al.  
 7,461,425 B2 12/2008 Chambers et al.  
 7,464,425 B2 12/2008 Chambers et al.  
 7,469,432 B2 12/2008 Chambers  
 7,469,436 B2 12/2008 Meyer et al.  
 7,480,953 B2 1/2009 Romano et al.  
 7,617,555 B2 11/2009 Romano et al.  
 7,641,623 B2 1/2010 Biondo et al.  
 7,648,392 B2 1/2010 Chambers et al.  
 7,666,341 B2 2/2010 Pearce  
 D611,498 S \* 3/2010 Alvarez ..... D14/488  
 D611,499 S \* 3/2010 Alvarez ..... D14/495  
 D611,958 S \* 3/2010 Alvarez ..... D14/495  
 7,685,664 B2 3/2010 Stolpmann et al.  
 7,712,164 B2 5/2010 Chambers  
 7,712,171 B2 5/2010 Butler  
 7,802,332 B2 9/2010 Kummer et al.  
 7,886,386 B2 2/2011 Balonick et al.  
 7,904,976 B2 3/2011 Hakamiun et al.  
 7,914,611 B2 3/2011 Vrzalik et al.  
 7,966,680 B2 6/2011 Romano et al.  
 8,069,514 B2 12/2011 Poulos et al.  
 8,090,478 B2 1/2012 Skinner et al.  
 8,108,957 B2 2/2012 Richards et al.  
 8,117,701 B2 2/2012 Bobey et al.  
 8,118,920 B2 2/2012 Vrzalik et al.  
 D660,316 S \* 5/2012 Marchetti ..... D14/495  
 8,196,241 B2 6/2012 Balonick et al.  
 8,201,292 B2 6/2012 Dionne et al.  
 8,235,922 B2 8/2012 Rowe et al.  
 8,260,475 B2 9/2012 Receveur  
 8,332,979 B2 12/2012 Flick et al.  
 8,372,182 B2 2/2013 Vrzalik et al.  
 8,397,326 B2 3/2013 Lafleche et al.  
 8,429,778 B2 4/2013 Receveur et al.  
 8,434,748 B1 5/2013 Pearce et al.  
 8,437,876 B2 5/2013 Receveur et al.  
 8,490,233 B2 7/2013 Essers  
 8,572,778 B2 11/2013 Newkirk et al.  
 8,601,620 B2 12/2013 Romano et al.  
 8,620,477 B2 12/2013 Skinner et al.  
 8,628,067 B2 1/2014 Pearce et al.  
 8,689,373 B2 4/2014 Caines  
 8,712,591 B2 4/2014 Receveur  
 8,745,788 B2 6/2014 Bhai  
 8,844,079 B2 9/2014 Skinner et al.  
 8,845,562 B2 9/2014 Receveur et al.  
 8,918,930 B2 12/2014 Stroh et al.  
 8,919,750 B2 12/2014 Pearce et al.  
 9,009,891 B2 4/2015 Receveur et al.

9,009,892 B2 4/2015 Lachenbruch et al.  
 D730,395 S \* 5/2015 Smith ..... D14/489  
 D732,055 S \* 6/2015 Schwartz ..... D14/486  
 9,049,943 B2 6/2015 Caminade et al.  
 9,107,511 B2 8/2015 Skinner et al.  
 9,254,231 B2 2/2016 Vrzalik et al.  
 9,315,648 B2 4/2016 Nilson et al.  
 9,320,664 B2 4/2016 Newkirk et al.  
 D758,448 S \* 6/2016 Kim ..... D14/495  
 9,358,168 B2 6/2016 Williamson et al.  
 D763,917 S \* 8/2016 Lee ..... D14/492  
 9,414,977 B2 8/2016 Ponsi et al.  
 9,462,893 B2 10/2016 Romano et al.  
 9,526,348 B2 12/2016 Richards et al.  
 9,526,349 B2 12/2016 Lafleche et al.  
 D778,950 S \* 2/2017 Yoon ..... D14/489  
 D785,042 S \* 4/2017 Lalish ..... D14/489  
 9,655,457 B2 5/2017 Meyer et al.  
 9,707,141 B2 7/2017 Bobey et al.  
 D797,789 S \* 9/2017 Havranek, Jr. .... D14/488  
 9,835,344 B2 12/2017 Vrzalik et al.  
 9,849,051 B2 12/2017 Newkirk et al.  
 D812,642 S \* 3/2018 Park ..... D14/489  
 9,907,408 B2 3/2018 Vrzalik et al.  
 9,907,718 B2 3/2018 Weitzel et al.  
 9,913,770 B2 3/2018 Lachenbruch et al.  
 D814,505 S \* 4/2018 Amaravadi ..... D14/488  
 9,943,172 B2 4/2018 Lachenbruch et al.  
 D819,690 S \* 6/2018 Choi ..... D14/492  
 D834,061 S \* 11/2018 Wall ..... D14/489  
 D838,289 S \* 1/2019 Stray ..... D14/489  
 D866,581 S \* 11/2019 Young ..... D14/486  
 D873,285 S \* 1/2020 Pazmino ..... D14/486  
 D873,852 S \* 1/2020 Pazmino ..... D14/488  
 2006/0005314 A1 1/2006 Lee  
 2007/0143928 A1 6/2007 Biggie et al.  
 2008/0040860 A1 2/2008 Price  
 2009/0013470 A1 1/2009 Richards et al.  
 2010/0076356 A1 3/2010 Biondo et al.  
 2010/0212087 A1 8/2010 Leib et al.  
 2011/0163885 A1 7/2011 Poulos et al.  
 2013/0014324 A1 1/2013 Receveur et al.  
 2013/0231596 A1 9/2013 Hornbach et al.  
 2014/0031730 A1 1/2014 Hornbach et al.  
 2015/0074914 A1 3/2015 Caminade  
 2015/0164720 A1 6/2015 Gibson et al.  
 2016/0157631 A1 6/2016 Milnes et al.  
 2016/0184154 A1 6/2016 Lafleche et al.  
 2016/0326674 A1 11/2016 Goijarts et al.  
 2016/0356676 A1 12/2016 Sauser et al.  
 2016/0361215 A1 12/2016 Gibson et al.  
 2017/0027791 A1 2/2017 McKnight et al.  
 2017/0151113 A1 6/2017 Lachenbruch et al.  
 2017/0251824 A1 9/2017 Pearce  
 2017/0251825 A1 9/2017 Pearce  
 2017/0254379 A1 9/2017 Whatcott  
 2018/0104123 A1 4/2018 Newkirk et al.  
 2018/0369038 A1 12/2018 Bhimavarapu et al.  
 2019/0367045 A1 \* 12/2019 Larson ..... B60W 10/11

FOREIGN PATENT DOCUMENTS

WO 9507679 A2 3/1995  
 WO 02065877 A1 8/2002  
 WO 2013086197 A1 6/2013

OTHER PUBLICATIONS

Stryker Medical, "EOLE DC Powered Support Surface Ref 2871 Operations/Maintenance Manual", Dec. 2017, 288 pages.  
 Stryker Medical, "EOLE Powered Support Surface Ref 2870 Operations/Maintenance Manual", Dec. 2017, 288 pages.  
 Stryker Medical, "IsoAir Ref 2940 Service Manual", Rev. 1.0, Nov. 2016, 144 pages.  
 Stryker Medical, "IsoFlex LAL Support Surface Specification Sheet", Rev. D.3, 2016, 2 pages.  
 Stryker Medical, "IsoFlex Pressure Management Mattress Instructions for Use", Rev. A, Jun. 2010, 2 pages.



(56)

**References Cited**

## OTHER PUBLICATIONS

Stryker Medical, “IsoFlex SE Support Surface Ref 1806 Operations Manual”, Rev. C, Sep. 2016, 20 pages.

Stryker Medical, “IsoGel Air Support Surface Ref 2860 Operations Manual”, Rev. F, May 2015, 25 pages.

Stryker Medical, “IsoGel LAL Support Surface Ref 2860 Operations/Maintenance Manual”, Rev. C, Aug. 2017, 28 pages.

Stryker Medical, “IsoGel Support Surface Dimensional Gel Technology Specification Sheet”, Dec. 2013, 2 pages.

Stryker Medical, “Isolibrum Support Surface Ref 2971 Operations/Maintenance Manual”, Rev. B, Oct. 2014, 202 pages.

Stryker Medical, “Isolibrum Support Surface Ref 2971 Operations/Maintenance Manual”, Rev. C, May 2014, 200 pages.

Stryker Medical, “Isolibrum Support Surface Specification Sheet”, Rev. E4, Nov. 2013, 2 pages.

Stryker Medical, “Isolibrum Support Surface Version 4.0, Ref 2971, Ref 2972 Maintenance Manual”, Rev. B, May 2017, 88 pages.

Stryker Medical, “Isolibrum Support Surface Version 4.0, Ref 2971, Ref 2972 Maintenance Manual”, Rev. C, Jul. 2017, 88 pages.

Stryker Medical, “Mattress Assembly p. 2235-100-001—Bariatric Bed Model 2230”, Rev. A, 2008, 2 pages.

Stryker Medical, “P100/Sof Care Pump Ref 2880, Ref 2890 Service Manual”, Oct. 2017, 8 pages.

Stryker Medical, “Position Pro Therapy Mattress Model 2920 Operations/Maintenance Manual”, Rev. A, Feb. 2007, 55 pages.

Stryker Medical, “PositionPro Patient Repositioning Support Surface-Standalone with Pendant or Integrated with FL27 InTouch CC Model Beds Ref 2920 Maintenance Manual”, Rev. A, Oct. 2016, 56 pages.

Stryker Medical, “PositionPro Patient Repositioning Support Surface-Standalone with Pendant or Integrated with FL27 InTouch CC Model Beds Ref 2920 Maintenance Manual”, Rev. G, Oct. 2016, 42 pages.

Stryker Medical, “Pressure Management—Dynamic Mattress System 2500 Operations/Maintenance Manual”, published at least prior to Sep. 2018, 17 pages.

Stryker Medical, “Pressure Management—Dynamic Mattress System 2500 Operations/Maintenance Manual”, published at least prior to Sep. 2018, 23 pages.

Stryker Medical, “ProForm Non-Powered Support Surface Model 2710 Operations/Maintenance Manual”, Rev. G, Sep. 14, 2015, 134 pages.

Stryker Medical, “Save Simply Brochure”, 2018, 2 pages.

Stryker Medical, “Sof Care Chair Cushion Ref 2770-100-000 Operations Manual”, Rev. D, Apr. 2016, 1 page.

Stryker Medical, “Sof Care DuoGard Overlay Brochure”, 2017, 2 pages.

Stryker Medical, “SofCare Healthcare Boot, Ref 2760-100-000, Ref 2760-200-000, Ref 2760-300-000 Operations Manual”, Rev. C, Mar. 2016, 2 pages.

Stryker Medical, “SofCare HeelCare Boot Series Specification Sheet”, Rev. B.3, Aug. 2011, 2 pages.

Stryker Medical, SofCare Stretcher Overlay Ref 2780-400-000, Ref 2780-500-000 Operations Manual, Rev. B, Dec. 2014, 2 pages.

Stryker Medical, “SPR Plus Low Air Loss Overlay 3-Layer Technology Specification Sheet”, Rev. D.2, Aug. 2011, 2 pages.

Stryker Medical, “SPR Plus Overlay Ref 2790-100-000 Operations Manual”, Rev. B, Dec. 2014, 2 pages.

Stryker Medical, “Stryker Air I, Stryker Air II Low Air Loss Therapy Mattress (LAL), Model 2236 Operations/Maintenance Manual”, Rev. B, May 2009, 30 pages.

Stryker Medical, “Stryker Air Pump Ref 2861 Operation/Maintenance Manual”, Rev. 2.0, Jun. 2016, 24 pages.

Stryker Medical, “Stryker Air Pump Ref 2861 Service Manual”, Rev. 2.0, Jun. 2016, 58 pages.

Stryker Medical, “Stryker IsoAir Ref 2940” Operation/Maintenance Manual”, Rev. 4.00, Dec. 2015, 52 pages.

Stryker Medical, “Ultra Comfort SE Support Surface Ref. 1703; Ref. 1704 Operations Manual”, Rev. D, May 2017, 40 pages.

Stryker Medical, “XPRT Pulmonary Therapy & Wound Care Mattress Model 2950 Operations/Maintenance Manual”, Rev. C, Aug. 2007, 114 pages.

Stryker Medical, “XPRT Therapeutic Support Surface Ref 2950 Operations/Maintenance Manual”, Rev. B, Jun. 2012, 468 pages.

Stryker Medical, XPRT Therapy Mattress Model 2950 Operations Manual, Rev. A, Jul. 2006, 98 pages.

Stryker Medical, “XPRT Therapy Mattress Model 2950 Operations/Maintenance Manual”, Rev. A, May 2006, 98 pages.

Stryker Medical, “XPRT Therapy Mattress Model 2950 Operations/Maintenance Manual”, Rev. H, Jun. 2006, 98 pages.

Stryker Medical, “DuoGard Overlay Ref 2780-300-000 Operations Manual”, Rev. B, Dec. 2014, 1 page.

The Scenic Life, “Review: Sleep Number AirFit Adjustable Pillow with CoolFit Foam”, Mar. 9, 2012, <https://web.archive.org/web/20150419050756/http://thesceniclife.com/2012/03/09/review-sleep-number-airfit-adjustable-pillow-coolfit-foam/>, 4 pages.

Direct Healthcare Services Ltd., “Dyna-Form Low Air Loss System User Manual”, Version 01, Mar. 1, 2013, 16 pages.

Drive, “Med Aire Plus 8” Alternating Pressure and Low Air Loss Mattress Replacement System Operator’s Manual”, Item #14029, Control Unit 14029XP), Rev. 4, Mar. 15, 2016, 20 pages.

English language abstract and machine-assisted English translation for CN 2251310 extracted from espacenet.com database on Feb. 15, 2019, 5 pages.

Gaymar 4 Industries Inc., “Air Express Alternating Low Pressure Therapy Operator’s Manual”, Apr. 2012, 113 pages.

Gaymar Industries Inc., “Air Express C1000DF Service Manual”, Jul. 2007, 16 pages.

Gaymar Industries Inc., “Air Express LAL P1500 Low Air Loss Therapy System Operator’s Manual”, Rev. B, Apr. 2010, 32 pages.

Gaymar Industries Inc., “Aire Twin Alternating Pressure and Low-Loss Therapy Mattress Replacement Systems ATC80, ATM500, ATM800, ATW5000, ATW8000 Operator’s Manual”, May 2005, 8 pages.

Gaymar Industries Inc., “Auto Aire Select Dynamic Low-Air Loss Therapy Service Manual”, Rev. A, Apr. 2010, 28 pages.

Gaymar Industries Inc., Auto Aire Select Dynamic Low-Air Loss Therapy With Alternating Pressure and Active Sensor Technology Ref C2500MES Control Unit, Ref M2500S Series Mattress, Ref X3580S Operator’s Manual Rev. B, Sep. 2010, 42 pages.

Saymar Industries Inc., “Auto Aire Select Dynamic Low-Air Loss Therapy With Alternating Pressure and Active Sensor Technology Ref C2500MS Control Unit, Ref M2500S Series Mattress, Ref Auto Aire Select Safety Mattress Service Manual”, Rev. B, Sep. 2010, 14 pages.

Gaymar Industries Inc., “Auto Sure-Float Ref C1000MS/C1000MES Control Unit; Ref M1001S/M1002S Series Mattress Operator’s Manual”, Rev. B, Sep. 2010, 128 pages.

Gaymar Industries Inc., “Clini-Dyne Lateral Rotation System CLP2000 Control Unit, CLM Series Mattress Service Manual”, Rev. A, Oct. 2010, 18 pages.

Gaymar Industries Inc., “Clini-Dyne Rotational Therapy System CLP2000 Control Unit, CLM Series Mattress Operator’s Manual”, Rev. A, Oct. 2010, 8 pages.

Gaymar Industries Inc., “EFF302 Alternating Pad Instructions”, Rev. A, Jan. 2010, 1 page.

Gaymar Industries Inc., “Instructions for Use Sof Care Mattress Series”, Rev. A, May 2010, 12 pages.

Gaymar Industries Inc., “O2 Zoned Multi-Functional Portable Rotation System P4000, P4001, C4000 Series Control Unit, M4000 Series Mattress Operator’s Manual”, Rev. B, Oct. 2010, 12 pages.

Gaymar Industries Inc., “Paradise Pump PAR 30 Contig F Alternating Pressure Pump Functional Check Instructions”, Rev. A, Apr. 2007, 1 page.

Gaymar Industries Inc., “Paradise Pump Series Operator’s Manual”, Sep. 2005, 8 pages.

Gaymar Industries Inc., “Plexus O2 Zoned Multi-Functional Portable Rotation System C4000 Series Control Unit, M4000 or M4001 Series Mattress Service Manual”, Rev. A, Oct. 2010, 40 pages.



(56)

**References Cited**

## OTHER PUBLICATIONS

Gaymar Industries Inc., “Plexus Ref P102 Plexus Jr. Alternating Pressure System, Ref C102 Plexus Jr. APM Control Unit, Ref M100 Alternating Pressure Mattress Overlay Instructions for Use”, Rev. C, Apr. 2012, 20 pages.

Gaymar Industries Inc., “Pressure Pedic Pressure Redistribution Mattress Instructions for Use”, Rev. B, Dec. 2009, 2 pages.

Gaymar Industries Inc., “SC505 Sof Care Inflator Operating Instructions and Service Manual”, Rev. C, Oct. 2010, 8 pages.

Gaymar Industries Inc., “Sof Care Bed Cushions Instructions for Use”, Sep. 1993, 2 pages.

Gaymar Industries Inc., “Sof Matt Low Air Loss Mattress System Operator’s Manual/Service Manual”, Oct. 2010, 40 pages.

Gaymar Industries Inc., “Symmetric Aire Mattress Ref SYM3000 Series Instructions for Use”, Apr. 2012, 3 pages.

Gaymar Industries, “Symmetric Aire Mattress Ref SYM3000 Series Service Document”, Rev. A, Jun. 2010, 2 pages.

Hill-Rom, “300 Wound Surface Prevention and Treatment Surfaces Brochure”, Rev. 2, May 18, 2010, 2 pages.

28 Hill-Rom, “Hill-Rom P500 Therapy Surface Product No. P005723 and P005787 User Manual”, Rev. 3, 2010, 54 pages.

Hill-Rom, Synergy Air Elite Low Air Loss Therapy Brochure, Rev. 2, Dec. 30, 2008, 4 pages.

Hill-Rom, “Synergy Air Elite Low Air Loss Therapy Webpage”, <https://homecare.hill-rom.com/en/durable-medical-equipment/therapy-mattresses/therapy-mattresses/synergy-air-elite-low-air-loss-therapy/>, 2019, 2 pages.

Invacare Corporation, “MicroAir MA90 Series-Owner’s Operator and Maintenance Manual”, 2008, 28 pages.

Kap Medical, “Digital Alternating Pressure True LAL System Brochure”, 2013, 2 pages.

Medline, “Z-Flo Positioner/Covers by Molnlycke”, <http://www.medline.com/product/Z-Flo-Positioners-by-Sundance-Enterprises-Inc/Z05-PF70265>, 2016, 1 page.

Plexus Medical, “O2 Zoned C4000 Portable Rotation System; CareMedx C5000 Multi-Zoned Low Air Loss Therapy System Service Manual”, published at least prior to Sep. 2018, 58 pages.

Plexus Medical, “Plexus C1000D Series Control Unit Service Manual”, published at least prior to Sep. 2018, 20 pages.

Plexus Medical, “Plexus P1500 Air Express LAL System Service Manual”, published at least prior to Sep. 2018, 17 pages.

Sage Products, “Pressure Injury and Safe Patient Handling Solutions—Prevalon Mobile Air Transfer Systems; Prevalon Turn & Position Systems; Prevalon Heel Protectors; Prevalon Seated Positioning System Brochure”, 2017, 20 pages.

Sage Products, “Prevalon Air Pump Brochure”, 2017, 1 page.

Sage Products, “Prevalon AirTap Patient Repositioning System Operator’s Manual”, 2016, 10 pages.

Sage Products, “Prevalon Standard Turn and Position System Instructions for Use”, 2016, 1 page.

Sage Products, “Prevalon Turn and Position System 2.0 Instructions for Use”, 2016, 1 page.

Sage Products, “Sage Product Catalog—Pressure Injury Prevention and Safe Patient Handling”, 2018, 4 pages.

Stryker Medical, “Arise 1000 EX Low Air-Loss Bariatric Surface Specification Sheet”, Rev. B, 2008, 2 pages.

Stryker Medical, “Arise 1000EX Low Air Loss Therapy Mattress Model 2236 Operations/Maintenance Manual”, Rev. B, May 2009, 30 pages.


Stryker Medical, “ComfortGel SE Support Surface Ref 1805 Operations Manual”, Rev. C, Sep. 2016, 18 pages.

Stryker Medical, “ComfortGel Support Surface Ref 2850 Operations Manual”, Rev. A, Aug. 2017, 22 pages.


Stryker Medical, “ComfortGel Support Surface Specification Sheet”, Rev. E.6, Dec. 2011, 2 pages.

Stryker Medical, “EOLE / EOLE DC Pump Ref 2870, Ref 2871 Service Manual”, Oct. 2017, 16 pages.


\* cited by examiner




**FIG. 1**



**FIG. 2**




**FIG. 3**



**FIG. 4**





**FIG. 5**