

US00D894215S

(12) **United States Design Patent** (10) **Patent No.:** **US D894,215 S**
Lee et al. (45) **Date of Patent:** **** Aug. 25, 2020**

(54) **DISPLAY SCREEN OR PORTION THEREOF WITH GRAPHICAL USER INTERFACE**

(71) Applicant: **Samsung Electronics Co., Ltd.**, Suwon-si (KR)

(72) Inventors: **Bola Lee**, Suwon-si (KR); **Yeongseo Hong**, Suwon-si (KR)

(73) Assignee: **Samsung Electronics Co., Ltd.**, Suwon-si (KR)

(**) Term: **15 Years**

(21) Appl. No.: **29/685,201**

(22) Filed: **Mar. 27, 2019**

(30) **Foreign Application Priority Data**

Dec. 20, 2018 (KR) 30-2018-0060635

(51) **LOC (12) Cl.** **14-04**

(52) **U.S. Cl.**
USPC **D14/486**

(58) **Field of Classification Search**
USPC D14/485-95
CPC .. G06F 3/0481; G06F 3/0482; G06F 3/04812; G06F 3/04817; G06F 3/0484; G06F 3/0485; G06F 3/048; G06F 3/0487; G06F 3/0488; G06F 3/04883; G06F 3/04886; G06F 3/0489; G06F 3/0486; G06F 3/04842; G06F 3/04845; G06F 3/04847
See application file for complete search history.

(56) **References Cited**

U.S. PATENT DOCUMENTS

D438,213 S * 2/2001 Herget D14/486
D467,251 S * 12/2002 Platz D14/486
D491,954 S * 6/2004 Platz D14/486
D501,483 S * 2/2005 Anthony D14/485
D552,618 S * 10/2007 Sato D14/486

D553,624 S * 10/2007 Totten D14/485
D574,387 S * 8/2008 Jasinski D14/485
D577,734 S * 9/2008 Ryu D14/486
D581,939 S * 12/2008 Cooley D14/485
D582,933 S * 12/2008 Lee D14/485
D608,786 S * 1/2010 Jasinski D14/485
D608,787 S * 1/2010 Power D14/485
D665,816 S * 8/2012 Kobayashi D14/486
D670,717 S * 11/2012 Kobayashi D14/486
D704,725 S * 5/2014 Yu D14/486

(Continued)

FOREIGN PATENT DOCUMENTS

CN 201630320166 12/2016
CN 201730207514 12/2017

(Continued)

Primary Examiner — Melanie H Tung

(74) *Attorney, Agent, or Firm* — NSIP Law

(57) **CLAIM**


We claim the ornamental design for a display screen or portion thereof with graphical user interface, as shown and described.

DESCRIPTION

FIG. 1 is a front view of a display screen or portion thereof with graphical user interface showing our new design according to a first embodiment;
FIG. 2 is a front view thereof according to a second embodiment;
FIG. 3 is a front view thereof according to a third embodiment; and,
FIG. 4 is a front view thereof according to a fourth embodiment thereof.

The outer perimeter broken line showing of a display screen or portion thereof forms no part of the claimed design. The solid black and gray shading show a contrast in appearance.

1 Claim, 4 Drawing Sheets



(56)

References Cited

U.S. PATENT DOCUMENTS

D707,252 S * 6/2014 Yang D14/488
 D717,325 S * 11/2014 Hwang D14/486
 D741,885 S 10/2015 Gomez et al.
 D755,830 S * 5/2016 Chaudhri D14/487
 D759,668 S * 6/2016 Kim D14/485
 D772,918 S * 11/2016 van den Berg D14/487
 D774,054 S * 12/2016 Capela D14/485
 D775,634 S * 1/2017 Chaplin D14/485
 D793,408 S * 8/2017 Karunamuni D14/485
 D798,333 S * 9/2017 Dascola D14/486
 D799,508 S * 10/2017 Jitkoff D14/485
 D801,991 S * 11/2017 Jon D14/485
 D802,000 S * 11/2017 Grossman D14/486
 D808,400 S * 1/2018 Coren D14/485
 D819,688 S * 6/2018 Foss D14/489
 D823,885 S * 7/2018 Martin D14/487
 D839,880 S * 2/2019 Dudey D14/485
 D841,666 S * 2/2019 Loubinoux D14/485
 D843,408 S * 3/2019 Krainer D14/486
 D852,826 S * 7/2019 Piguet D14/486
 D853,413 S * 7/2019 Hofner D14/485
 D853,414 S * 7/2019 Hofner D14/485
 D853,429 S * 7/2019 Chaudhri D14/486

D855,641 S * 8/2019 Lewis D14/486
 D857,047 S * 8/2019 Jager D14/486
 D859,436 S * 9/2019 Earle D14/485
 D863,321 S * 10/2019 Nishizawa D14/485
 D864,980 S * 10/2019 Drakulic D14/485
 D870,123 S * 12/2019 Butcher D14/485
 D870,745 S * 12/2019 Felkins D14/485
 D870,748 S * 12/2019 Jostrand D14/485
 D872,112 S * 1/2020 Shaikh D14/486
 D879,810 S * 3/2020 Boltz D14/486
 D880,495 S * 4/2020 Dascola D14/485
 D881,926 S * 4/2020 Dye D14/486
 2002/0180793 A1 * 12/2002 Broussard G06F 3/0481
 715/766
 2003/0076353 A1 * 4/2003 blackstock G06F 3/0481
 715/751
 2010/0192066 A1 * 7/2010 Wu G06F 16/64
 715/727

FOREIGN PATENT DOCUMENTS

CN 201730142423 2/2018
 KR 30-2013-0060412 5/2014
 KR 30-2014-0015510 5/2014

* cited by examiner

FIG. 1




FIG. 2




FIG. 3



FIG. 4

