

US00D894177S

(12) **United States Design Patent** (10) **Patent No.:** **US D894,177 S**
Tzou et al. (45) **Date of Patent:** **** Aug. 25, 2020**

(54) **NOTEBOOK COMPUTER**

FOREIGN PATENT DOCUMENTS

(71) Applicants: **Jyh-Chyang Tzou**, Taipei (TW);
Chun-Ting Lee, Taipei (TW);
Yuan-Ping Chu, Taipei (TW);
Yao-Hsien Yang, Taipei (TW);
Pai-Feng Chen, Taipei (TW)

KR 3007285600000 8/2015

(72) Inventors: **Jyh-Chyang Tzou**, Taipei (TW);
Chun-Ting Lee, Taipei (TW);
Yuan-Ping Chu, Taipei (TW);
Yao-Hsien Yang, Taipei (TW);
Pai-Feng Chen, Taipei (TW)

OTHER PUBLICATIONS

“Office Action of Taiwan Counterpart Application,” dated Mar. 26, 2019, p. 1-p. 3.

(73) Assignee: **COMPAL ELECTRONICS, INC.**,
Taipei (TW)

Primary Examiner — Sandra S Snapp
Assistant Examiner — Katherine Glennon
(74) *Attorney, Agent, or Firm* — JCIPRNET

(**) Term: **15 Years**

(57) **CLAIM**

The ornamental design for a notebook computer, as shown and described.

(21) Appl. No.: **29/629,569**

DESCRIPTION

(22) Filed: **Dec. 14, 2017**

(51) **LOC (12) Cl.** **14-02**

(52) **U.S. Cl.**
USPC **D14/315**

(58) **Field of Classification Search**
USPC D14/315–327, 333–335, 373–376, 390,
D14/392, 394, 455–457
CPC G06F 1/1616; G06F 1/1618; G06F 1/162;
G06F 1/1624; H05K 5/0234; H05K
5/0017; H05K 5/0226
See application file for complete search history.

FIG. 1 is a perspective view of a notebook computer showing our new design;
FIG. 2 is another perspective view thereof;
FIG. 3 is a front view thereof;
FIG. 4 is a left side view thereof;
FIG. 5 is a right side view thereof;
FIG. 6 is a top view thereof;
FIG. 7 is an enlarged view thereof of the portion indicated in FIG. 1;
FIG. 8 is an enlarged view thereof of the portion indicated in FIG. 1;
FIG. 9 is an enlarged view thereof of the portion indicated in FIG. 2;
FIG. 10 is an enlarged view thereof of the portion indicated in FIG. 2;
FIG. 11 is an enlarged view thereof of the portion indicated in FIG. 3;
FIG. 12 is an enlarged view thereof of the portion indicated in FIG. 4; and,
FIG. 13 is an enlarged view thereof of the portion indicated in FIG. 4.

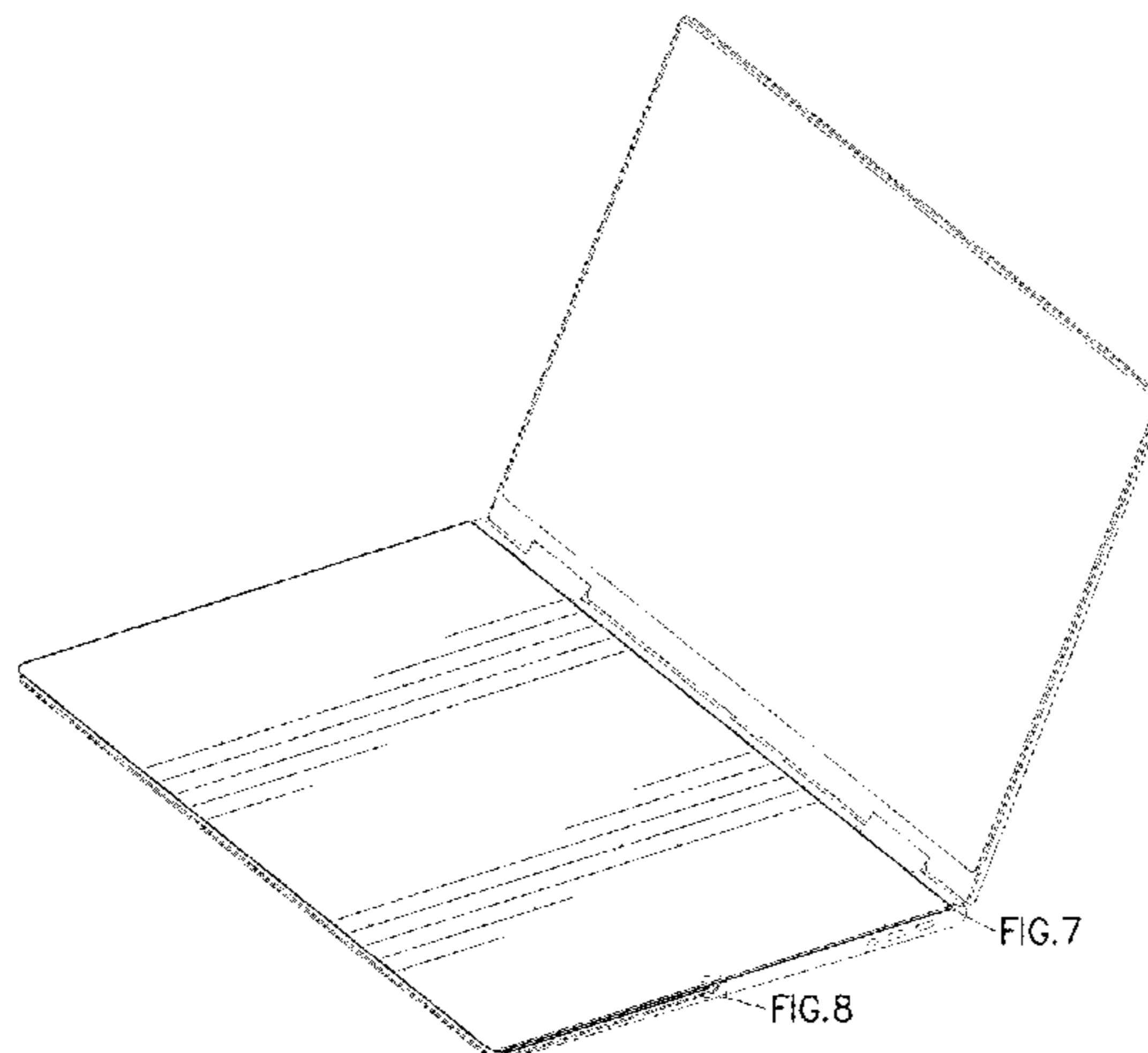
(56) **References Cited**

U.S. PATENT DOCUMENTS

5,242,732 A * 9/1993 Bahakel B44C 7/02
428/81
D414,751 S * 10/1999 Yogalingam D14/335
D588,126 S * 3/2009 Chiang D14/345
D611,467 S * 3/2010 Gou D14/315

(Continued)

(Continued)



The broken lines shown in the drawings illustrate portions of the notebook computer that form no part of the claimed design.

1 Claim, 13 Drawing Sheets

(56)

References Cited

U.S. PATENT DOCUMENTS

7,724,328 B2 * 5/2010 Kim G02F 1/13355
349/113
8,194,399 B2 * 6/2012 Ashcraft G06F 1/1626
257/59
8,295,652 B1 * 10/2012 Newstead G06F 1/1637
361/679.05
D689,870 S * 9/2013 Fong D14/447
D698,350 S * 1/2014 Adamson D14/318
D717,296 S * 11/2014 Oh D14/316
D740,802 S * 10/2015 Hsu D14/316
9,614,022 B2 * 4/2017 Miyake H01L 51/0097
D803,826 S * 11/2017 Wang D14/316
2005/0195576 A1 * 9/2005 Chuang G06F 1/1618
361/730
2008/0030484 A1 * 2/2008 Cho G06F 3/0412
345/176

2009/0244012 A1 * 10/2009 Behar G06F 1/162
345/169
2011/0248967 A1 * 10/2011 Wang G09G 3/344
345/204
2012/0063079 A1 * 3/2012 Yeh G06F 1/1681
361/679.4
2012/0092234 A1 * 4/2012 Trooskin-Zoller G06F 3/1446
345/1.3
2012/0140410 A1 * 6/2012 Chen G06F 1/1616
361/679.55
2012/0155035 A1 * 6/2012 Chen G06F 1/1626
361/728
2013/0088824 A1 * 4/2013 John G06F 1/1637
361/679.06
2014/0139990 A1 * 5/2014 Moser G06F 1/1616
361/679.11
2014/0285476 A1 * 9/2014 Cho G06F 1/1601
345/204
2014/0328014 A1 * 11/2014 Lan G06F 1/1681
361/679.27
2015/0185786 A1 * 7/2015 Yeh G06F 1/1675
361/679.55
2015/0253812 A1 * 9/2015 Chen G06F 1/166
361/679.17
2017/0090522 A1 * 3/2017 Lu G06F 1/1616
2017/0308130 A1 * 10/2017 Hsu G06F 1/1616
2018/0230726 A1 * 8/2018 Chen E05D 11/10
2019/0086970 A1 * 3/2019 Fang G06F 1/1681

* cited by examiner

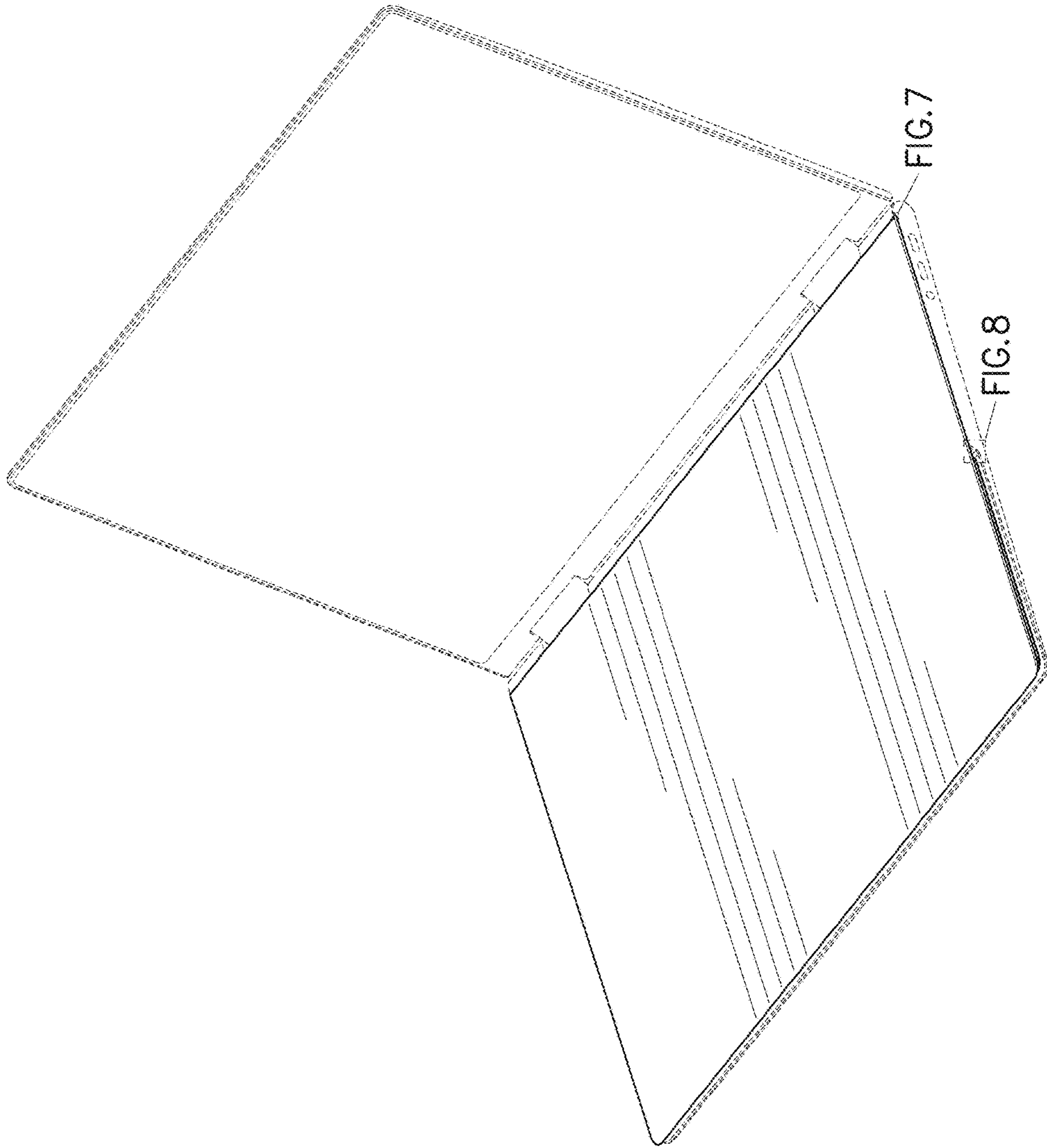


FIG. 1

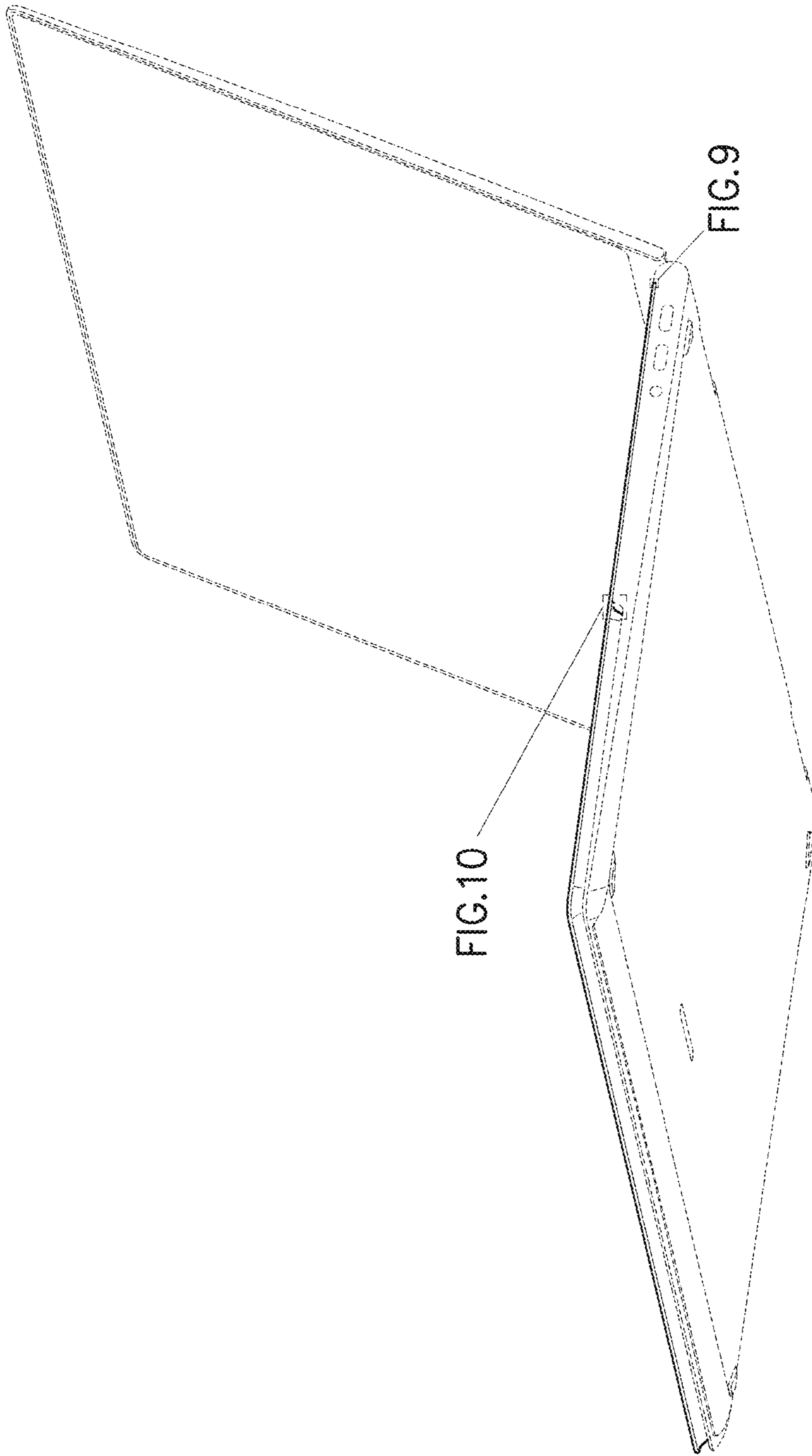


FIG. 2




FIG. 3

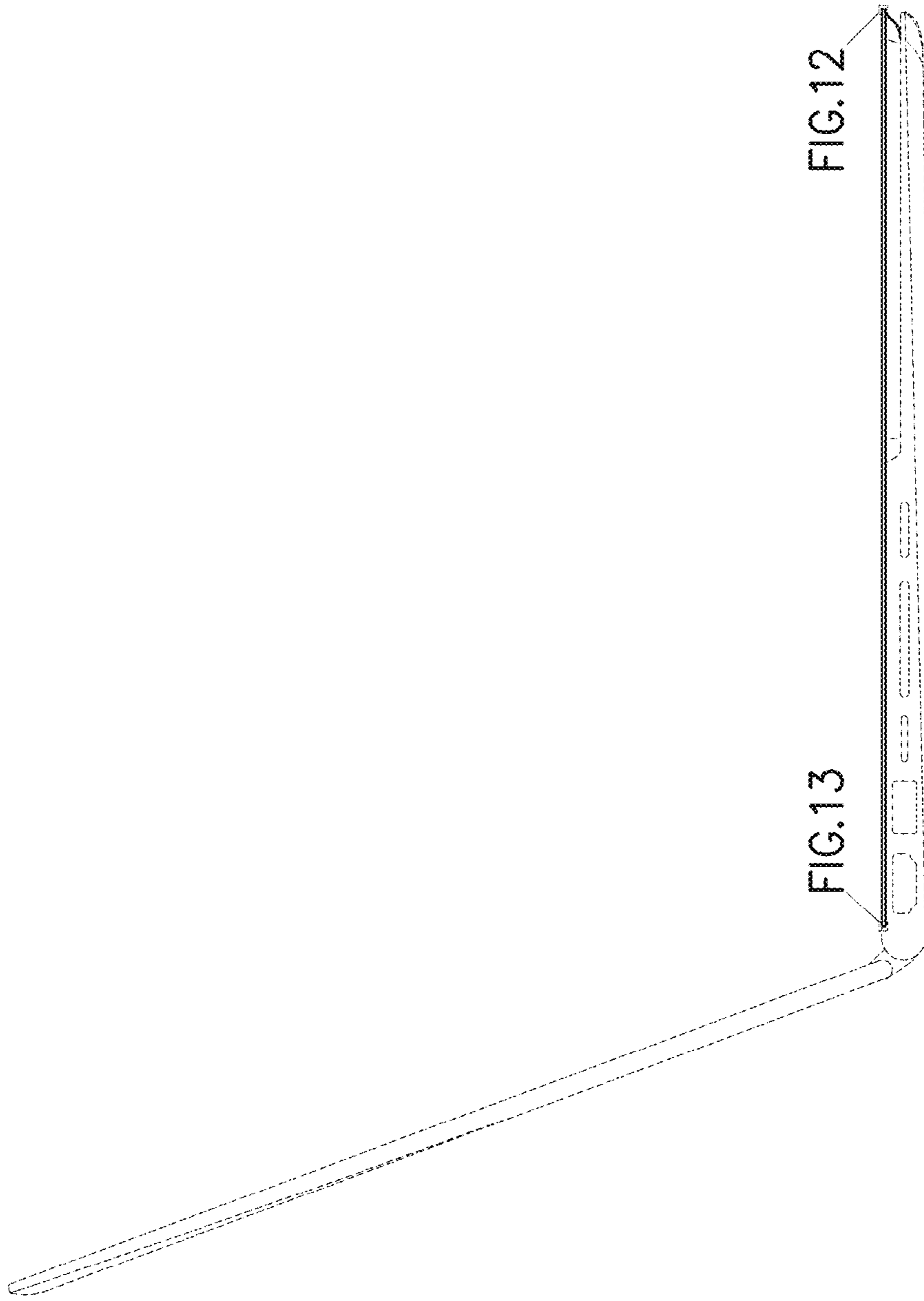


FIG. 4




FIG. 5




FIG. 6




FIG. 7

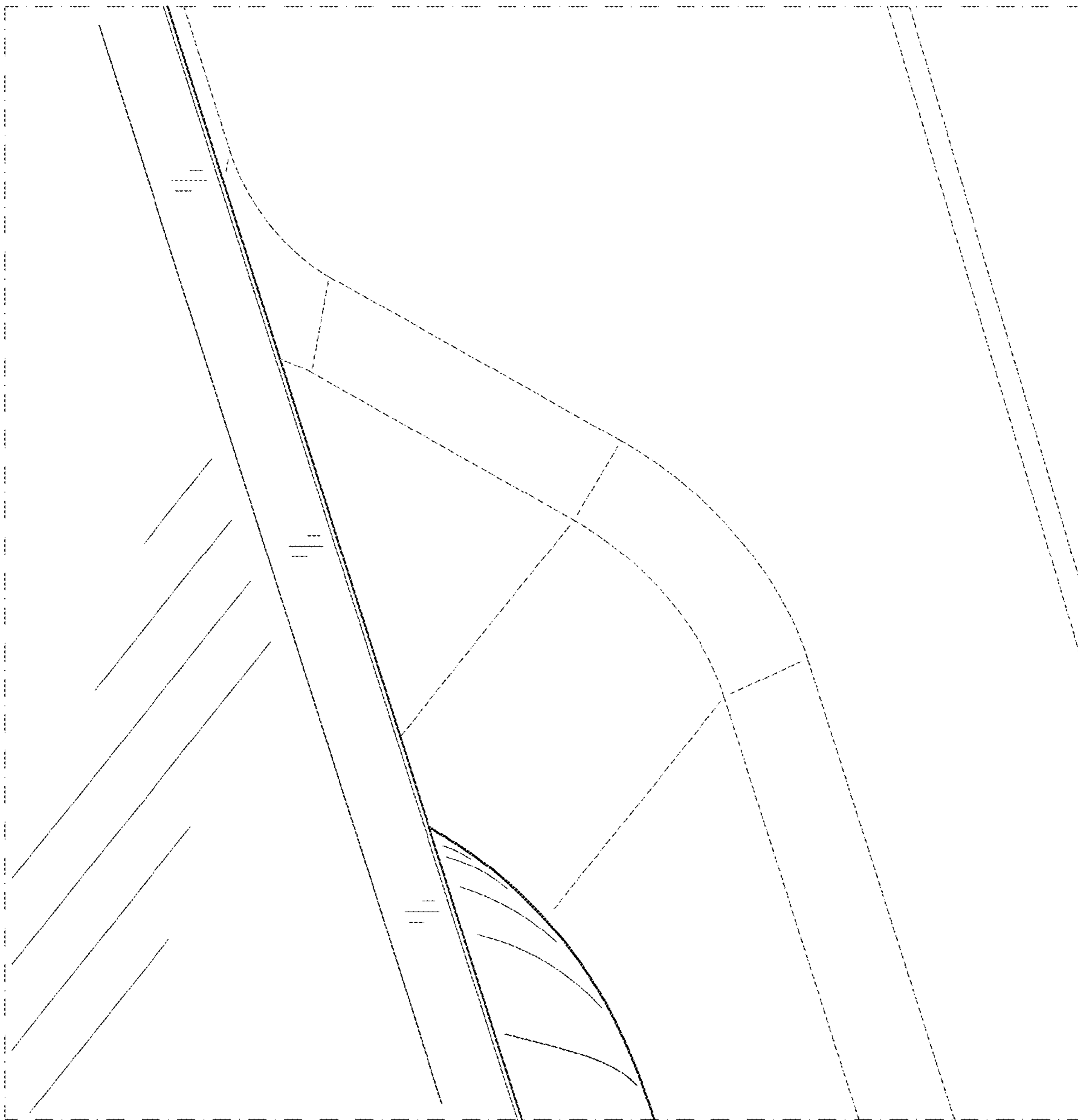


FIG. 8

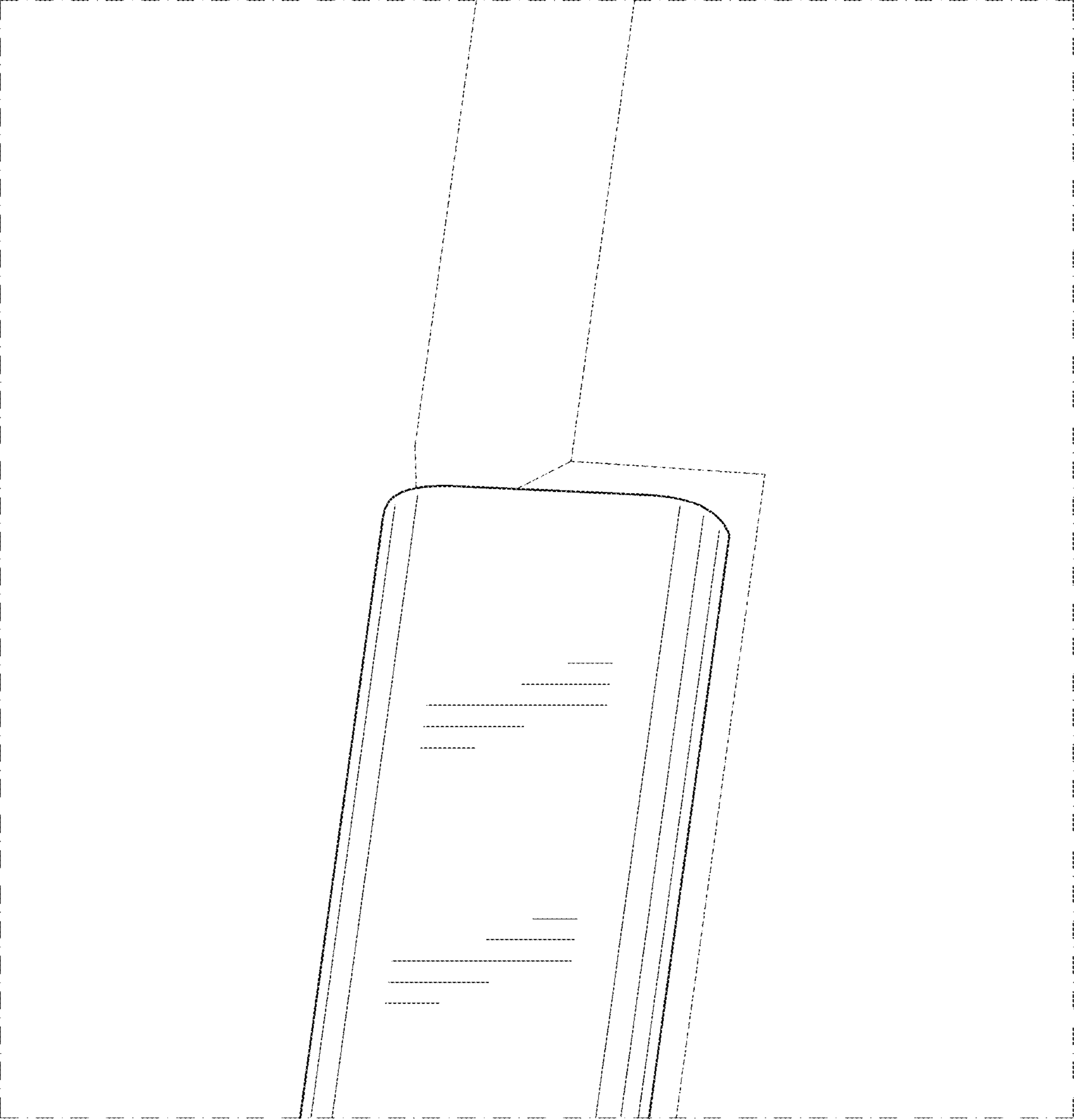


FIG. 9

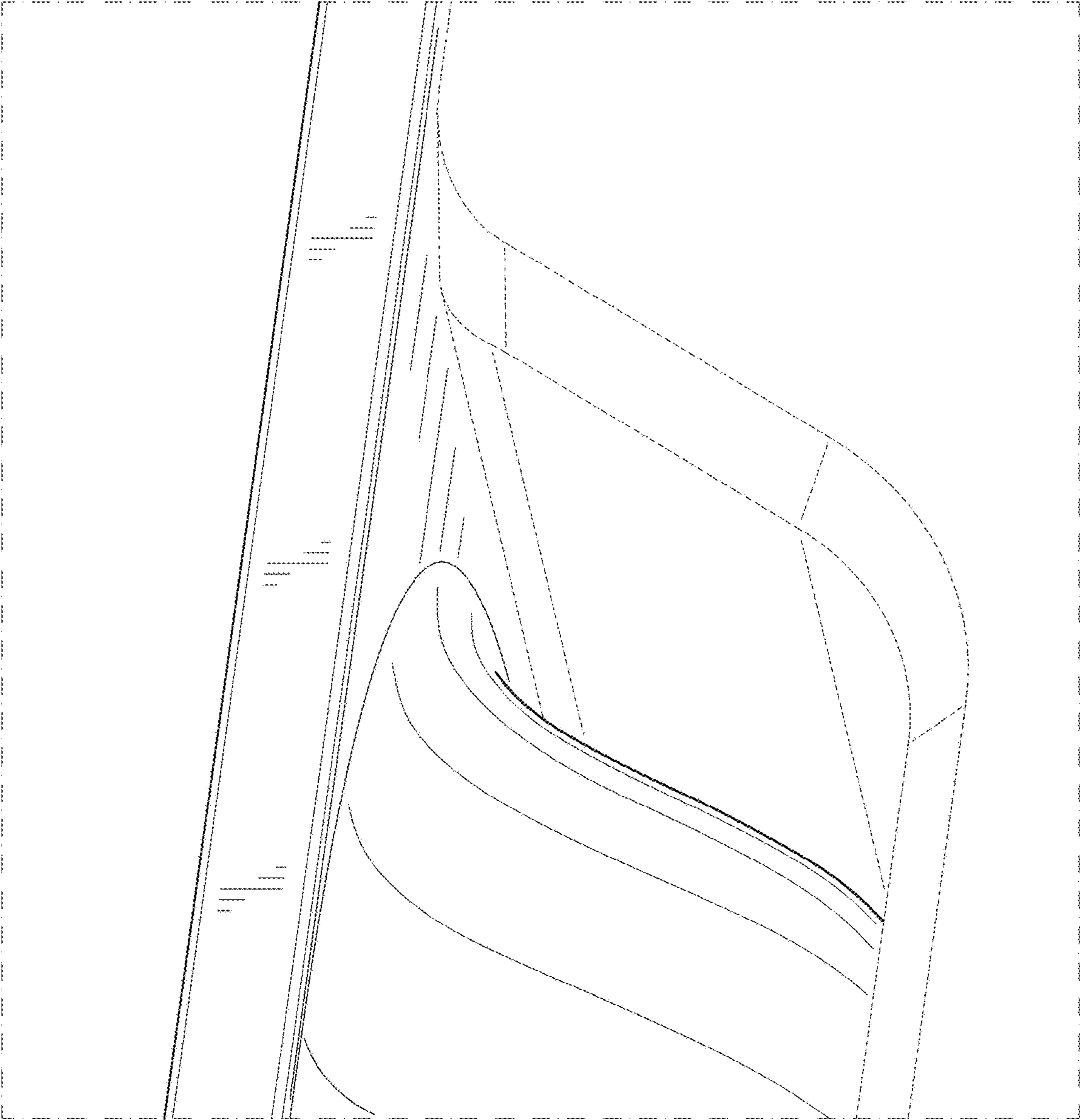


FIG. 10

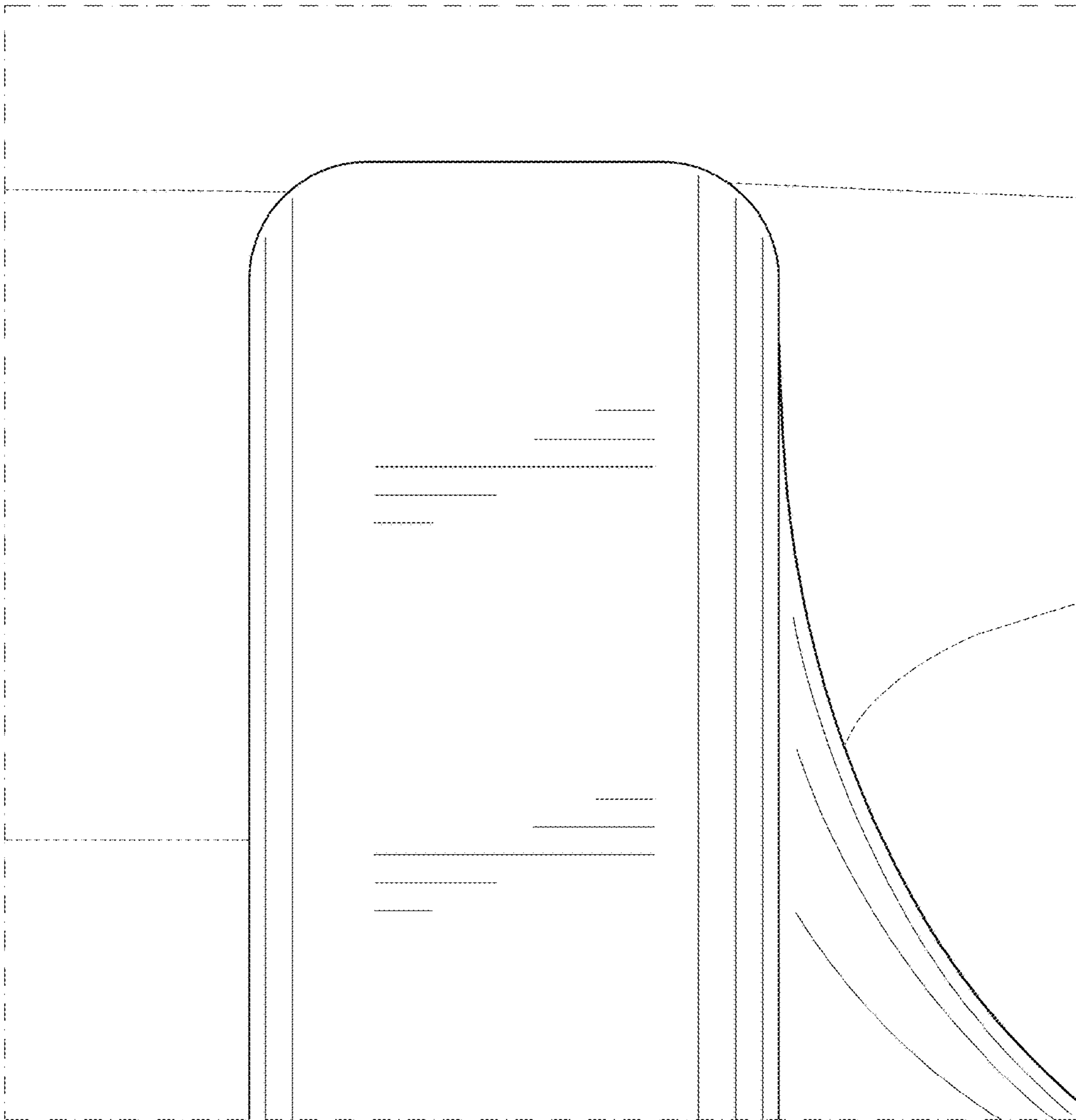


FIG. 11




FIG. 12




FIG. 13