

US00D894175S

(12) **United States Design Patent**
Fiore, IV

(10) **Patent No.:** **US D894,175 S**

(45) **Date of Patent:** **** Aug. 25, 2020**

(54) **AUTO STEREO MOUNTING DEVICE**

(71) Applicant: **Metra Electronics Corporation**, Holly Hill, FL (US)

(72) Inventor: **Anthony Fiore, IV**, Holly Hill, FL (US)

(73) Assignee: **Metra Electronics Corporation**, Holly Hill, FL (US)

(**) Term: **15 Years**

(21) Appl. No.: **29/698,743**

(22) Filed: **Jul. 19, 2019**

(51) **LOC (12) Cl.** **14-03**

(52) **U.S. Cl.**
USPC **D14/258**

(58) **Field of Classification Search**
USPC D12/192, 195, 415, 420; D14/496, D14/498-506, 154, 157, 168-171, D14/188-198, 257-258; 248/27.1, 27.3, 248/558
CPC B60R 11/02; B60K 37/04; B60K 37/06; B60K 35/00
See application file for complete search history.

(56) **References Cited**

U.S. PATENT DOCUMENTS

D584,725 S * 1/2009 Fiore, IV D14/258
D611,939 S * 3/2010 Quilling, II D14/258

D639,290 S * 6/2011 Fiore, IV D14/258
D639,293 S * 6/2011 Fiore, IV D14/258
D639,797 S * 6/2011 Fiore, IV D14/258
D716,790 S * 11/2014 Fiore, IV D14/258
D740,270 S * 10/2015 Fiore, IV D14/258
D757,707 S * 5/2016 Quilling, II D14/258
D788,095 S * 5/2017 Quilling D14/258
D788,763 S * 6/2017 Fiore, IV D14/258
D837,782 S * 1/2019 Fiore, IV D14/258

* cited by examiner

Primary Examiner — Sandra L Morris

(74) *Attorney, Agent, or Firm* — J. Wiley Horton

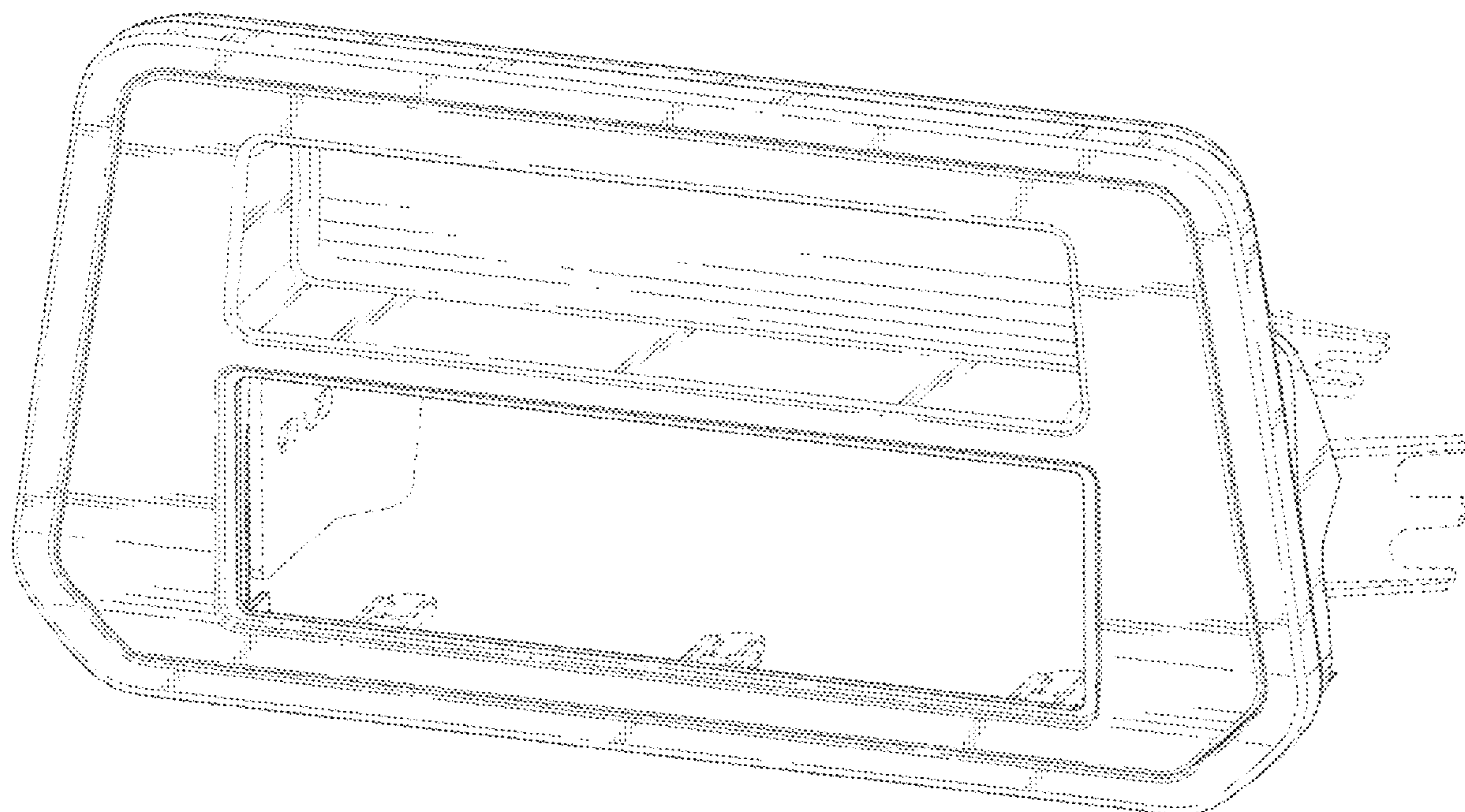
(57) **CLAIM**

The ornamental design for an “auto stereo mounting device”, as shown and described.

DESCRIPTION

FIG. 1 is a perspective view of an auto stereo mounting device, showing my design;
FIG. 2 is a rear perspective view of FIG. 1;
FIG. 3 is a front elevation view of FIG. 1;
FIG. 4 is a rear elevation view of FIG. 1;
FIG. 5 is a left side elevation view of FIG. 1;
FIG. 6 is a right side elevation view of FIG. 1;
FIG. 7 is a top plan view of FIG. 1; and,
FIG. 8 is a bottom plan view of FIG. 1.
The broken lines shown in all views illustrate mounting features which form no part of the claimed design.

1 Claim, 7 Drawing Sheets



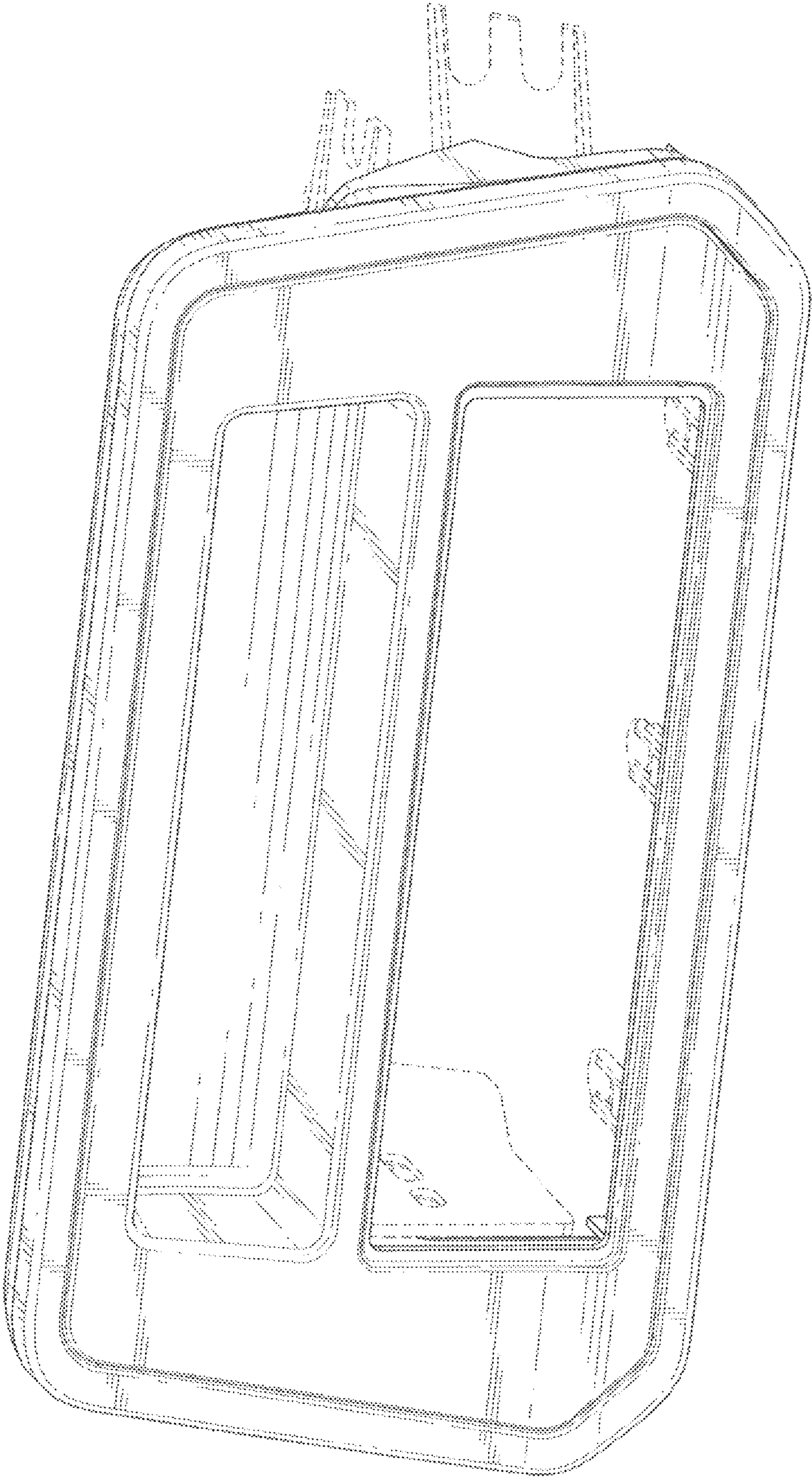


FIG. 1




FIG. 2




FIG. 3




FIG. 4

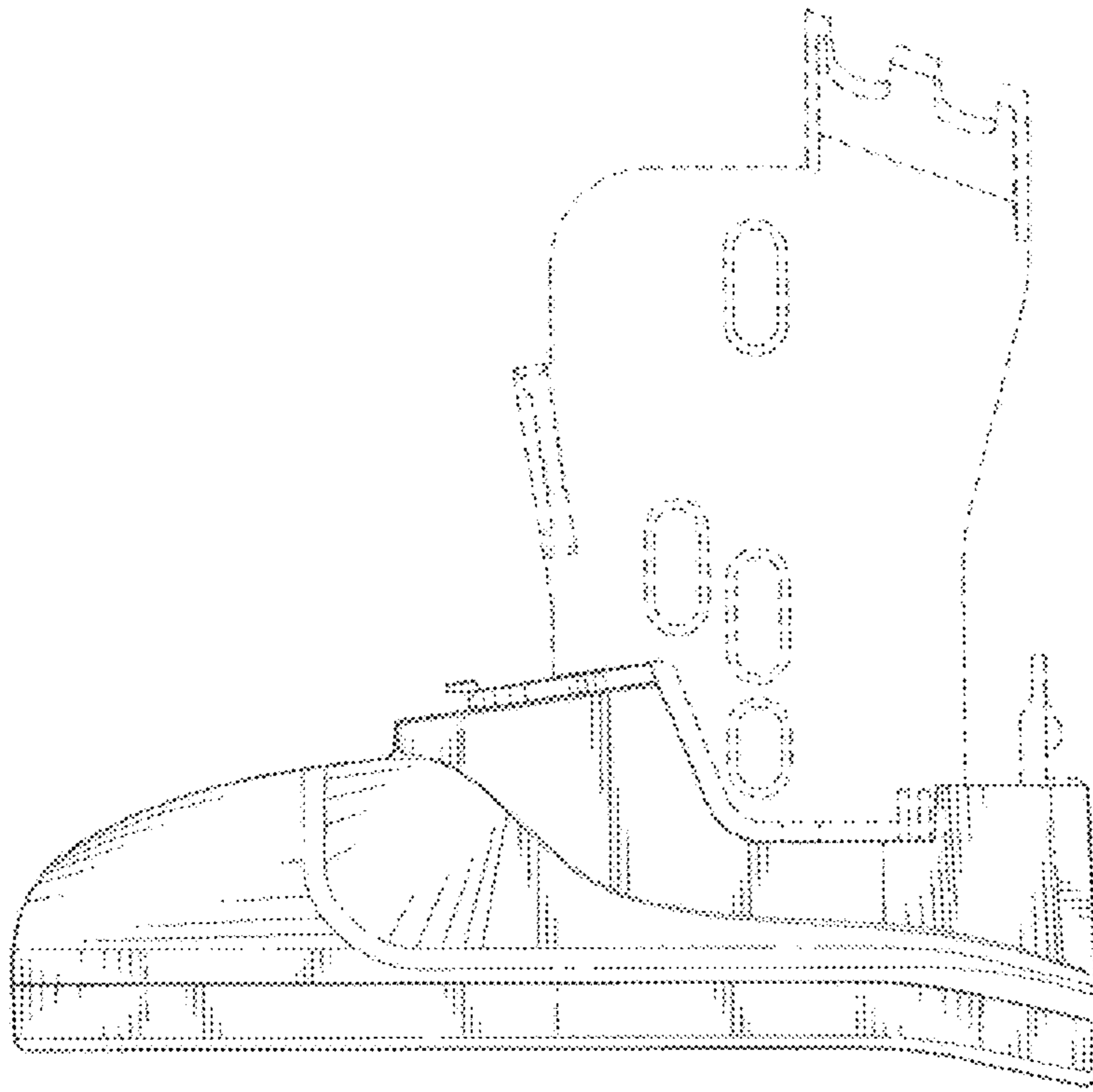


FIG. 5

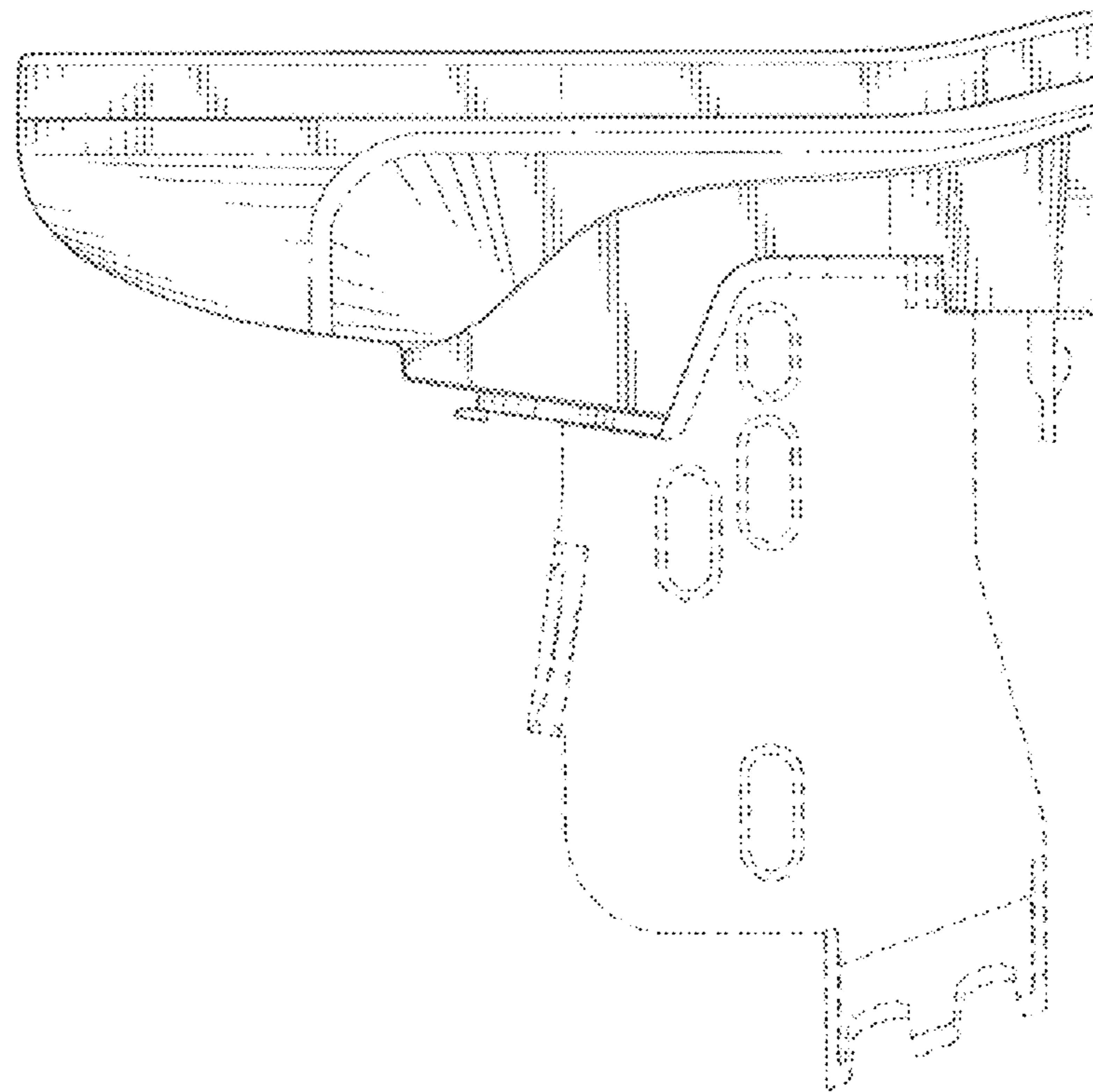


FIG. 6

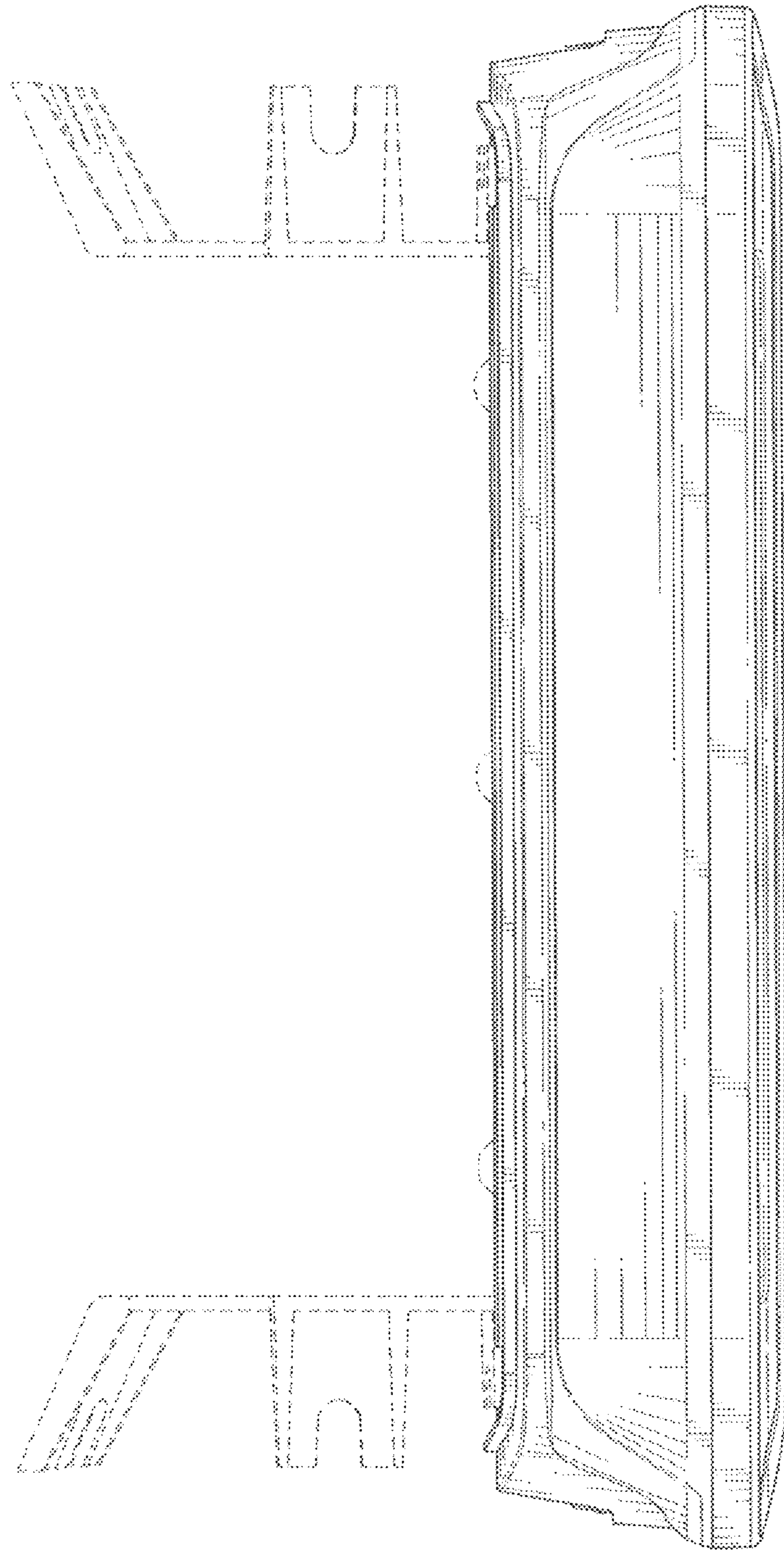


FIG. 7




FIG. 8