



US00D894174S

(12) **United States Design Patent**
Fiore, IV

(10) **Patent No.:** **US D894,174 S**

(45) **Date of Patent:** **** Aug. 25, 2020**

(54) **AUTO STEREO MOUNTING DEVICE**

(71) Applicant: **Metra Electronics Corporation**, Holly Hill, FL (US)

(72) Inventor: **Anthony Fiore, IV**, Holly Hill, FL (US)

(73) Assignee: **Metra Electronics Corporation**, Holly Hill, FL (US)

(**) Term: **15 Years**

(21) Appl. No.: **29/691,916**

(22) Filed: **May 21, 2019**

(51) **LOC (12) Cl.** **14-03**

(52) **U.S. Cl.**
USPC **D14/258**

(58) **Field of Classification Search**
USPC D12/192, 195, 415, 420; D14/496,
D14/498-506, 154, 157, 168-171,
D14/188-198, 257-258; 248/27.1, 27.3,
248/558
CPC B60R 11/02; B60K 37/04; B60K 37/06;
B60K 35/00
See application file for complete search history.

(56) **References Cited**

U.S. PATENT DOCUMENTS

D489,031 S * 4/2004 Leibman D12/193
D602,930 S * 10/2009 Quilling, II D14/258

D608,774 S * 1/2010 Iwamoto D14/258
D639,291 S * 6/2011 Quilling, II B60R 11/0252
D14/258
D726,176 S * 4/2015 Quilling, II B60K 35/00
D14/258
D741,834 S * 10/2015 Kimura D14/258
9,229,531 B2 * 1/2016 Cordier B60K 35/00
9,310,842 B2 * 4/2016 Tranchina B60R 11/0252
D775,604 S * 1/2017 Kimura D14/258
D791,119 S * 7/2017 Quilling D14/258
D817,359 S * 5/2018 Mihara D14/258

* cited by examiner

Primary Examiner — Sandra L Morris

(74) *Attorney, Agent, or Firm* — J. Wiley Horton

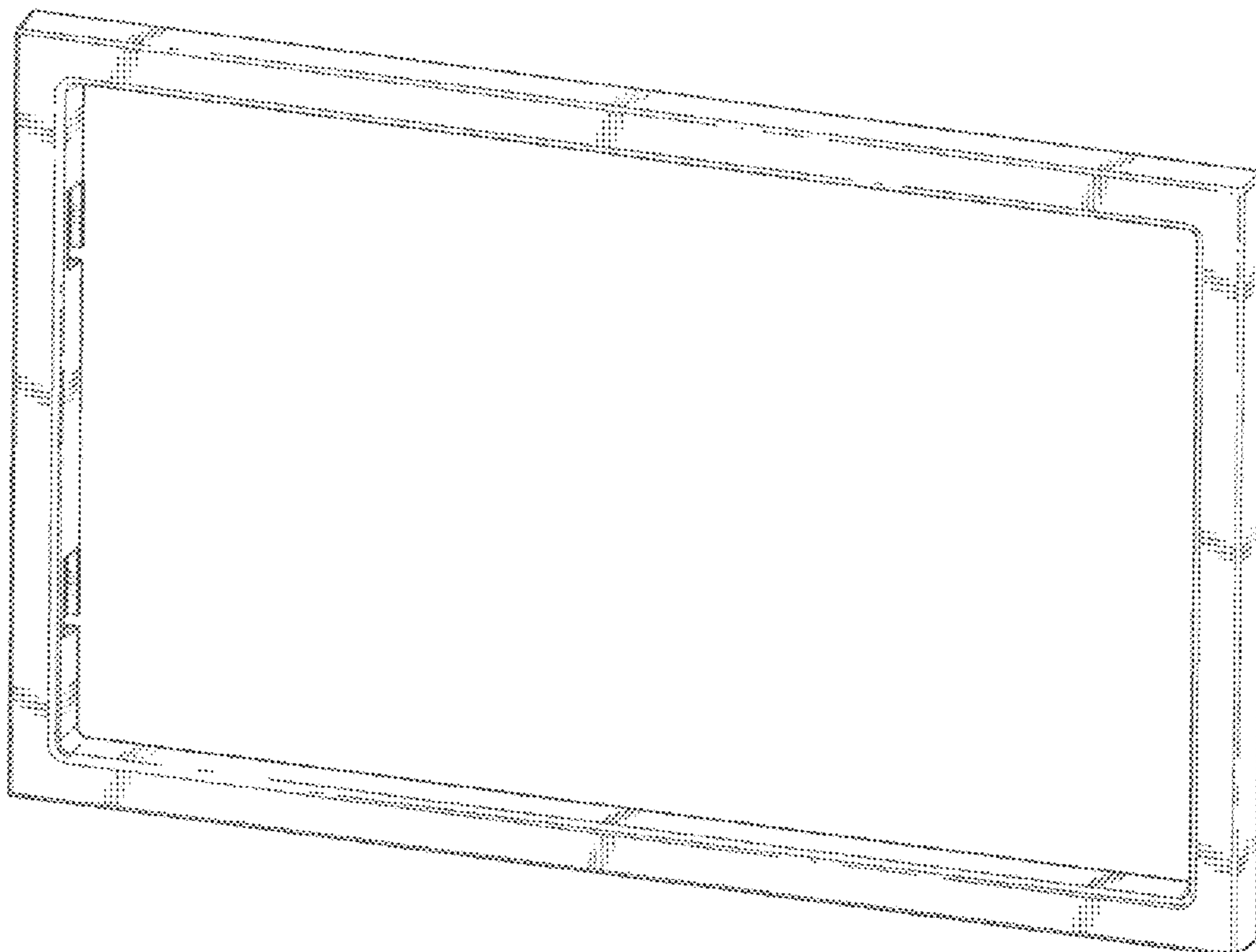
(57) **CLAIM**

The ornamental design for an “auto stereo mounting device,” as shown and described.

DESCRIPTION

FIG. 1 is a perspective view of an auto stereo mounting device, showing my design;
FIG. 2 is a front elevation view of FIG. 1;
FIG. 3 is a rear elevation view of FIG. 1;
FIG. 4 is a left side elevation view of FIG. 1;
FIG. 5 is a right side elevation view of FIG. 1;
FIG. 6 is a top plan view of FIG. 1;
FIG. 7 is a bottom plan view of FIG. 1; and,
FIG. 8 is a bottom plan view of FIG. 1.
The broken lines shown in all views illustrate mounting features which form no part of the claimed design.

1 Claim, 6 Drawing Sheets



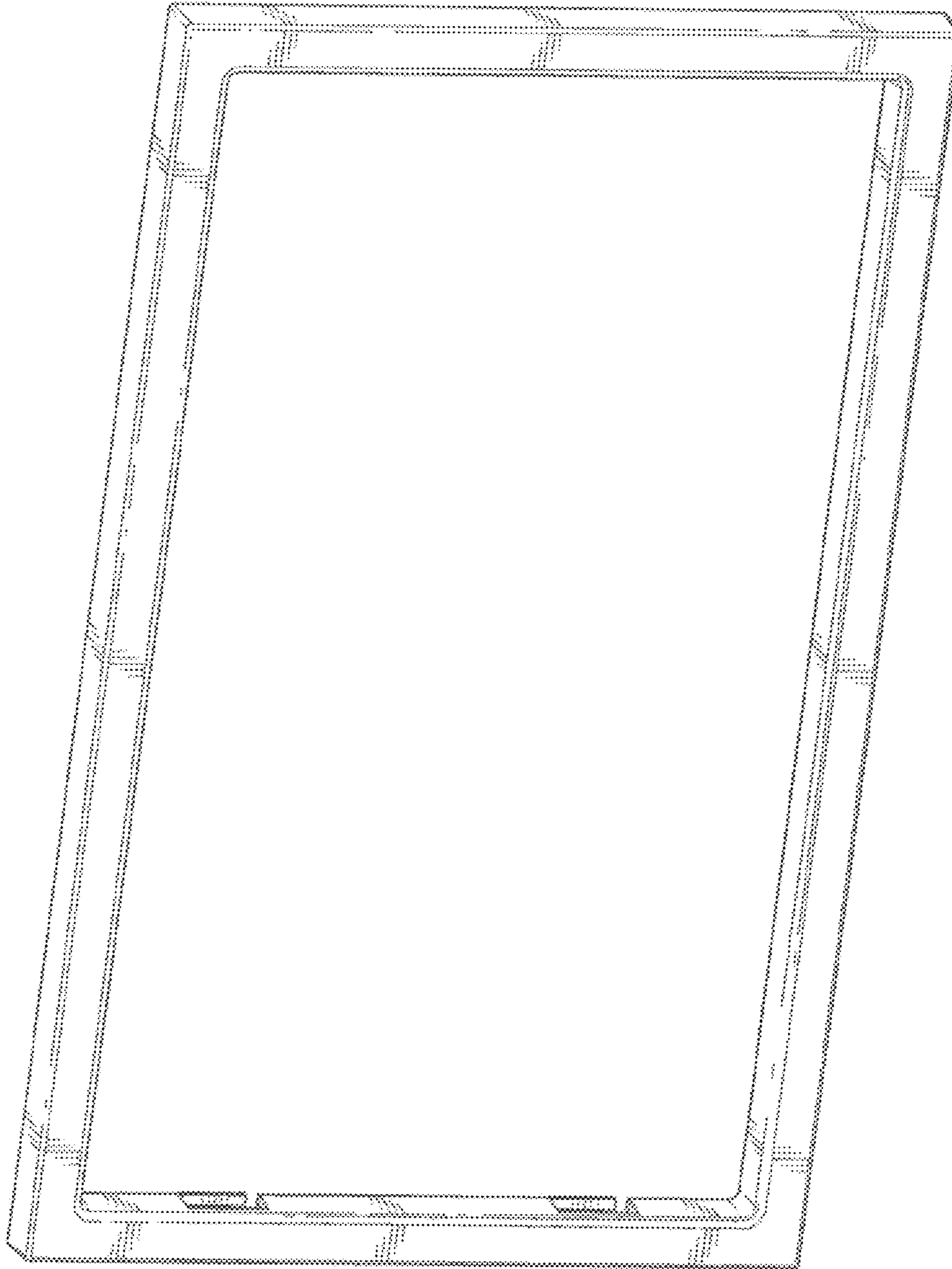


FIG. 1




FIG. 2




FIG. 3




FIG. 4

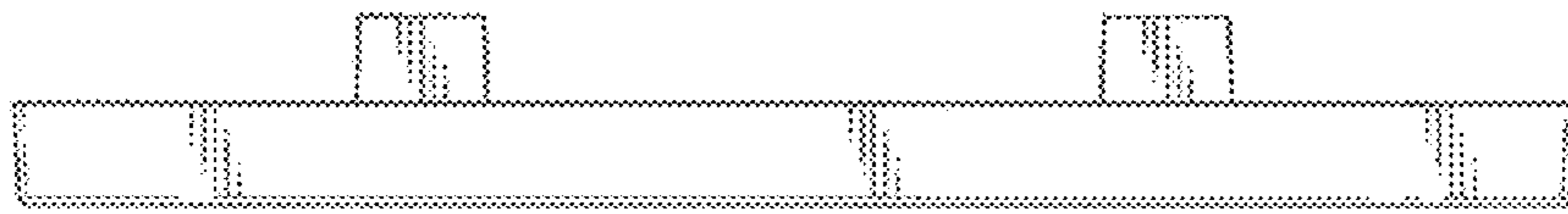


FIG. 6

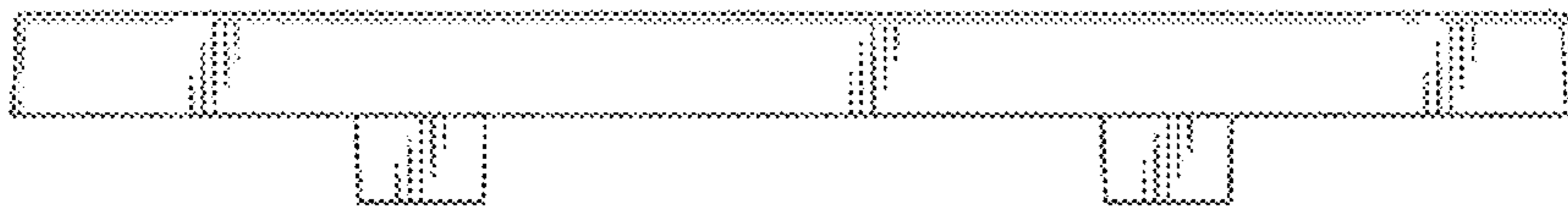


FIG. 5

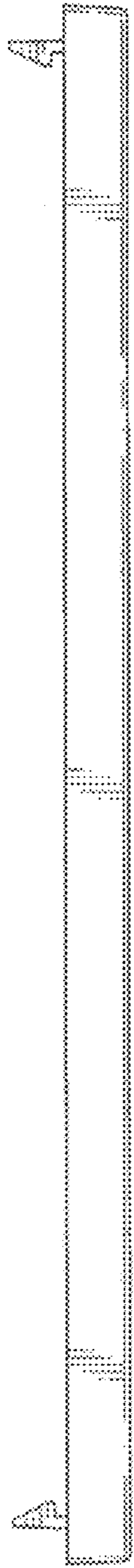


FIG. 7

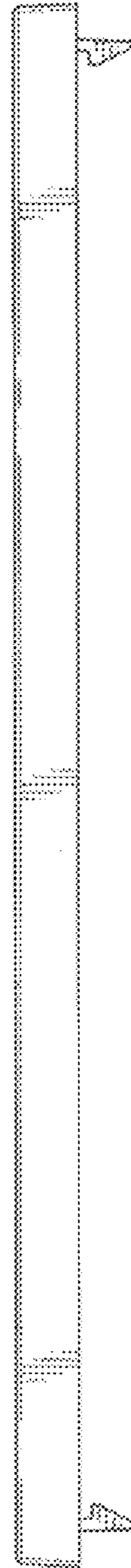


FIG. 8