



US00D894170S

(12) **United States Design Patent**  
**Quilling, II**

(10) **Patent No.:** **US D894,170 S**

(45) **Date of Patent:** **\*\* Aug. 25, 2020**

(54) **AUTO STEREO MOUNTING DEVICE**

(71) Applicant: **Metra Electronics Corporation**, Holly Hill, FL (US)

(72) Inventor: **R. Spencer Quilling, II**, Holly Hill, FL (US)

(73) Assignee: **Metra Electronics Corporation**, Holly Hill, FL (US)

(\*\*) Term: **15 Years**

(21) Appl. No.: **29/682,233**

(22) Filed: **Mar. 4, 2019**

(51) **LOC (12) Cl.** ..... **14-03**

(52) **U.S. Cl.**  
USPC ..... **D14/258**

(58) **Field of Classification Search**  
USPC ..... D12/192, 195, 415, 420; D14/496, D14/498-506, 154, 157, 168-171, D14/188-198, 257-258; 248/27.1, 27.3, 248/558  
CPC ..... B60R 11/02; B60K 37/04; B60K 37/06; B60K 35/00  
See application file for complete search history.

(56) **References Cited**

**U.S. PATENT DOCUMENTS**

D582,912 S \* 12/2008 Quilling, II ..... D14/258  
D638,832 S \* 5/2011 Quilling, II ..... D14/258

D727,888 S \* 4/2015 Fiore, IV ..... D14/258  
D755,779 S \* 5/2016 Fiore, IV ..... D14/258  
D757,708 S \* 5/2016 Fiore, IV ..... D14/258  
D788,766 S \* 6/2017 Quilling ..... D14/258

\* cited by examiner

*Primary Examiner* — Sandra L Morris

(74) *Attorney, Agent, or Firm* — J. Wiley Horton

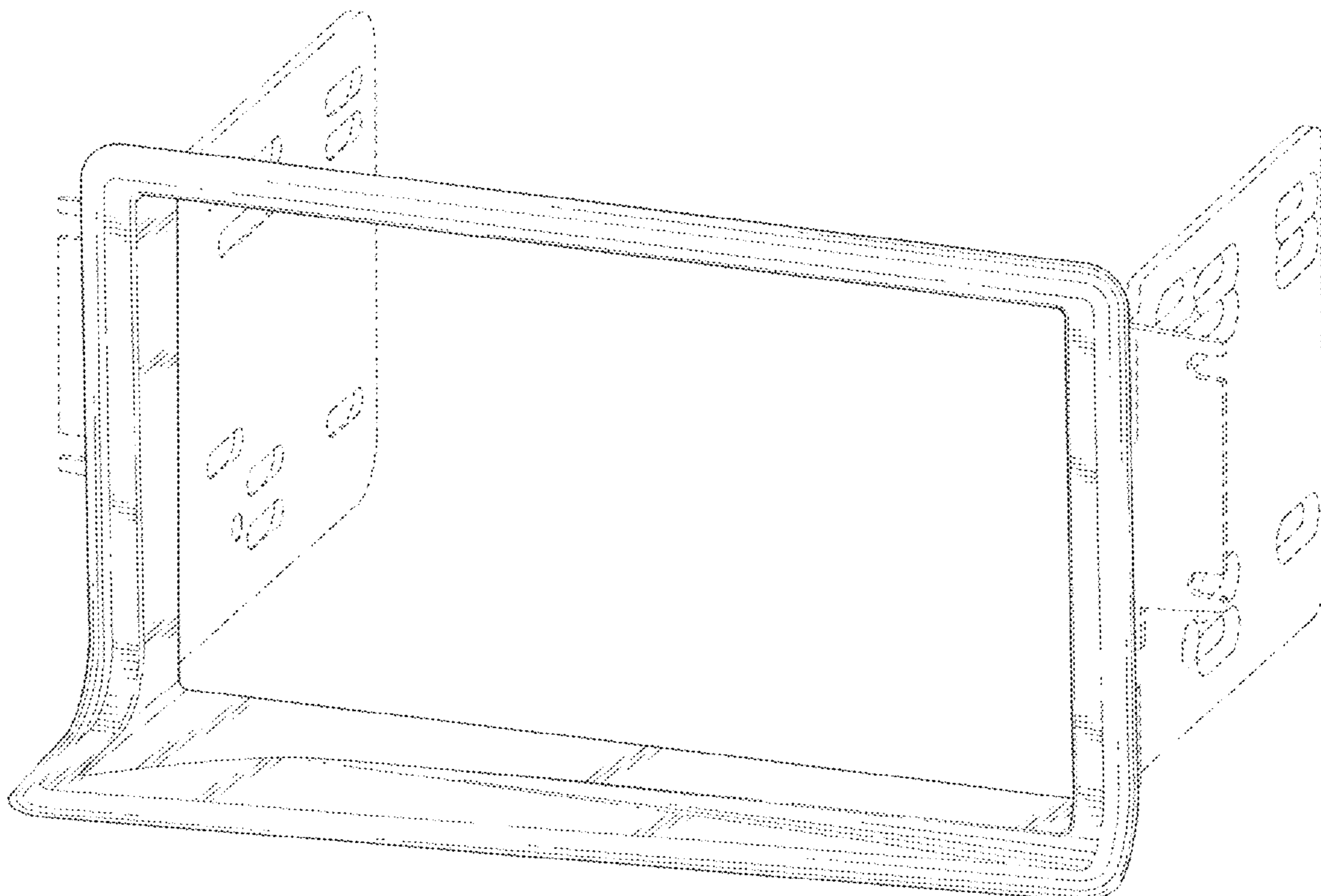
(57) **CLAIM**

The ornamental design for an “auto stereo mounting device,” as shown and described.

**DESCRIPTION**

FIG. 1 is a perspective view of an auto stereo mounting device, showing my design;  
FIG. 2 is a front elevation view of FIG. 1;  
FIG. 3 is a rear elevation view of FIG. 1;  
FIG. 4 is a left side elevation view of FIG. 1;  
FIG. 5 is a right side elevation view of FIG. 1;  
FIG. 6 is a top plan view of FIG. 1; and  
FIG. 7 is a bottom plan view of FIG. 1.  
The broken lines shown in all views illustrate mounting features which form no part of the claimed design.

**1 Claim, 7 Drawing Sheets**



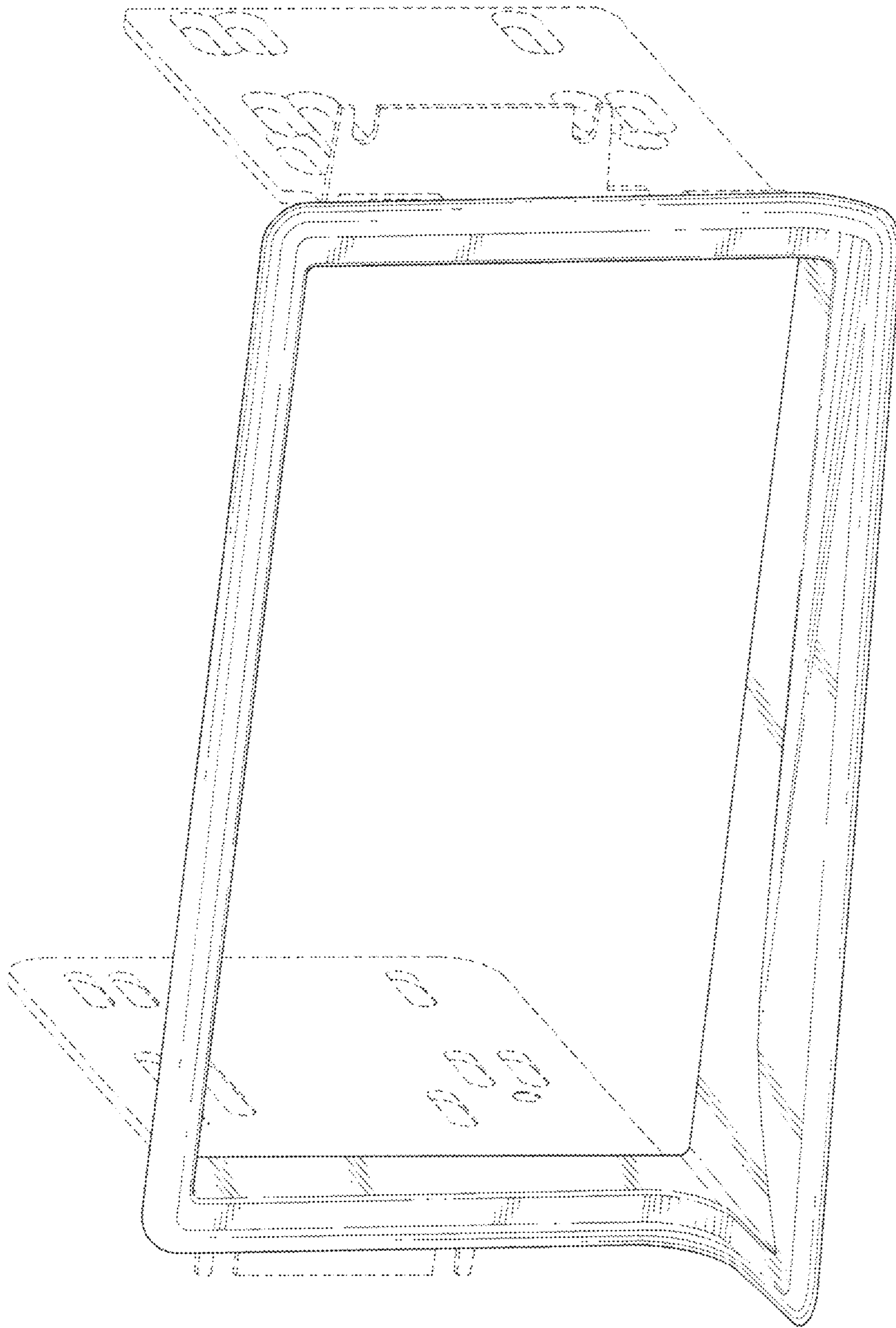


FIG. 1




FIG. 2




FIG. 3



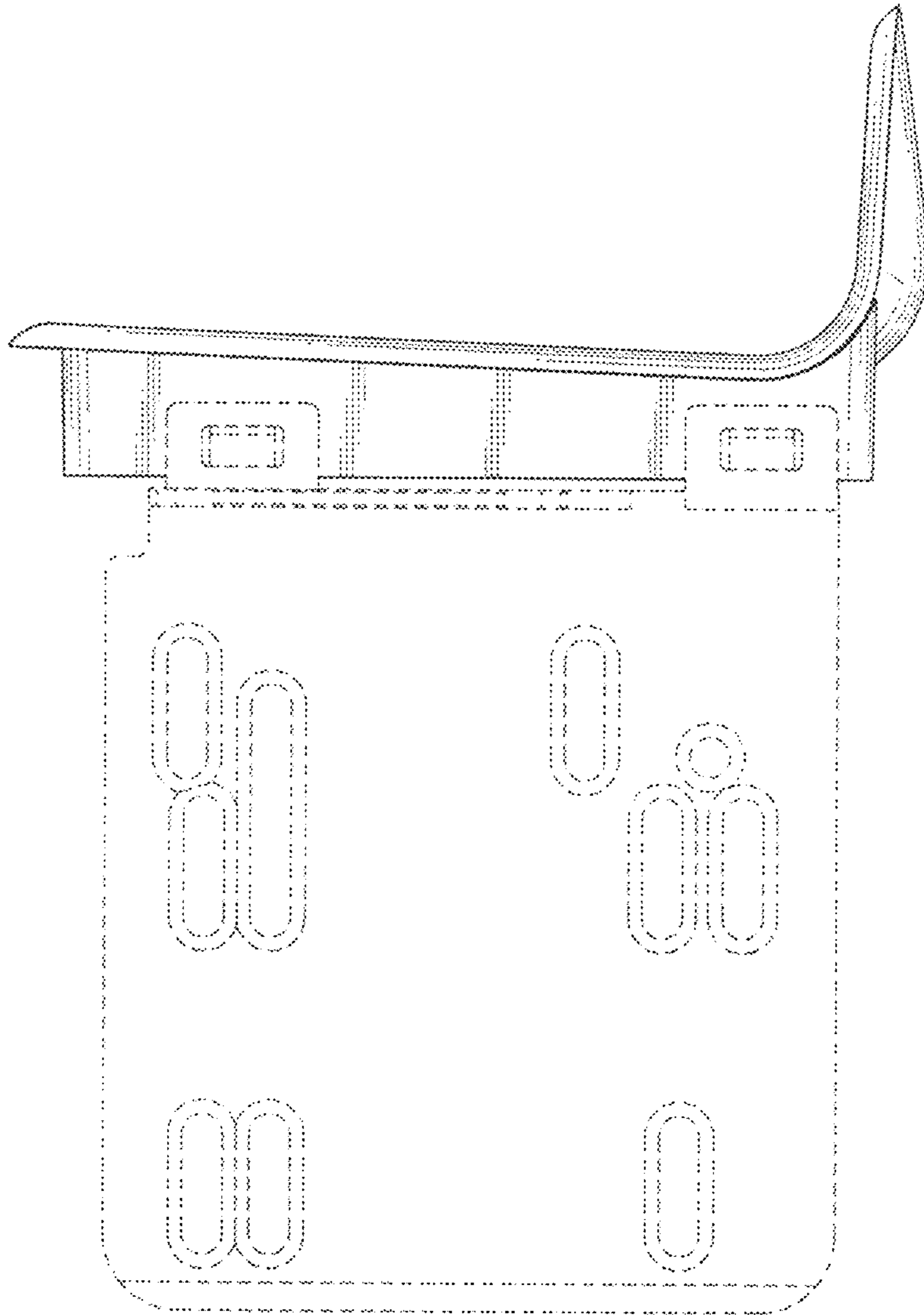


FIG. 4

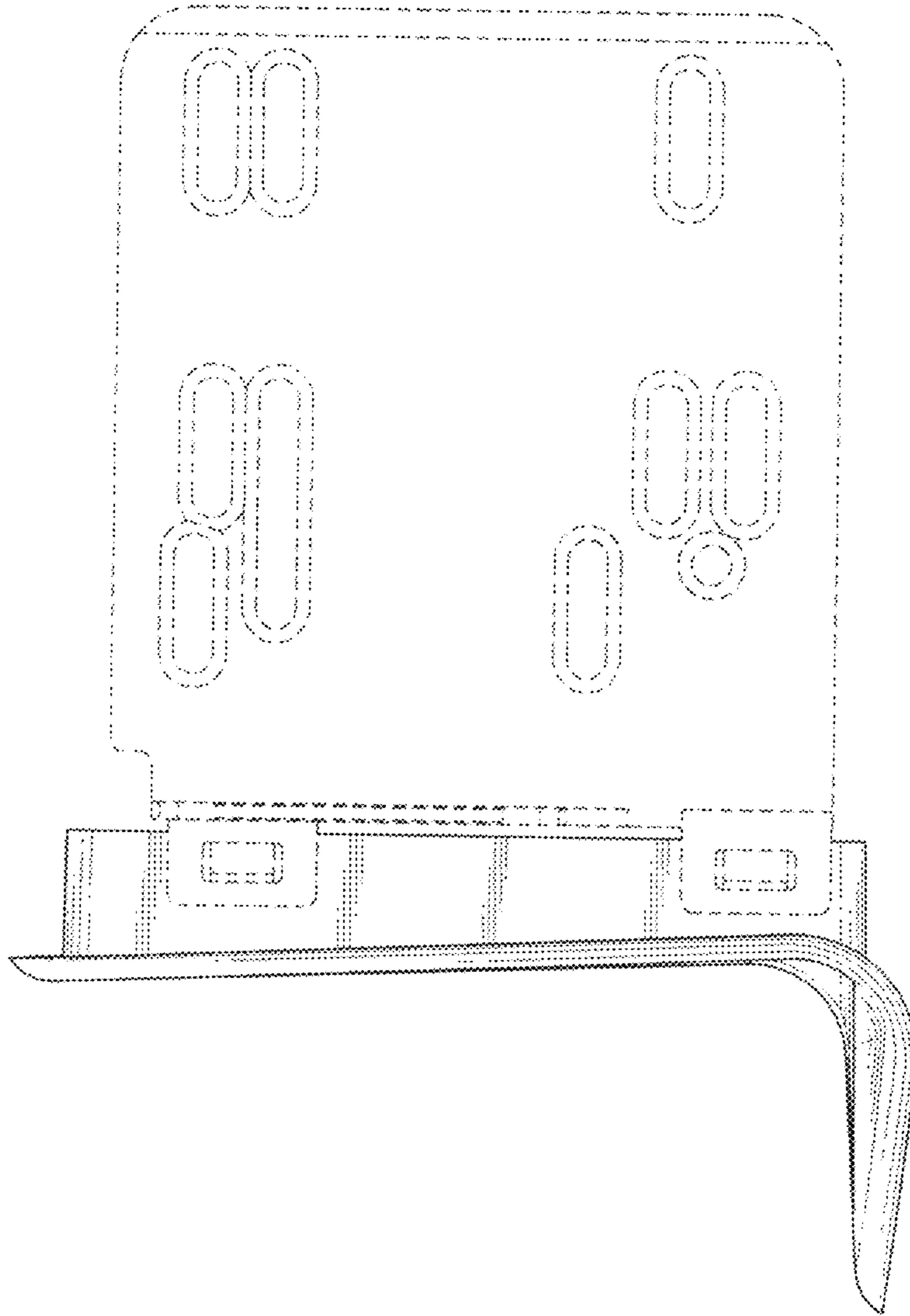


FIG. 5

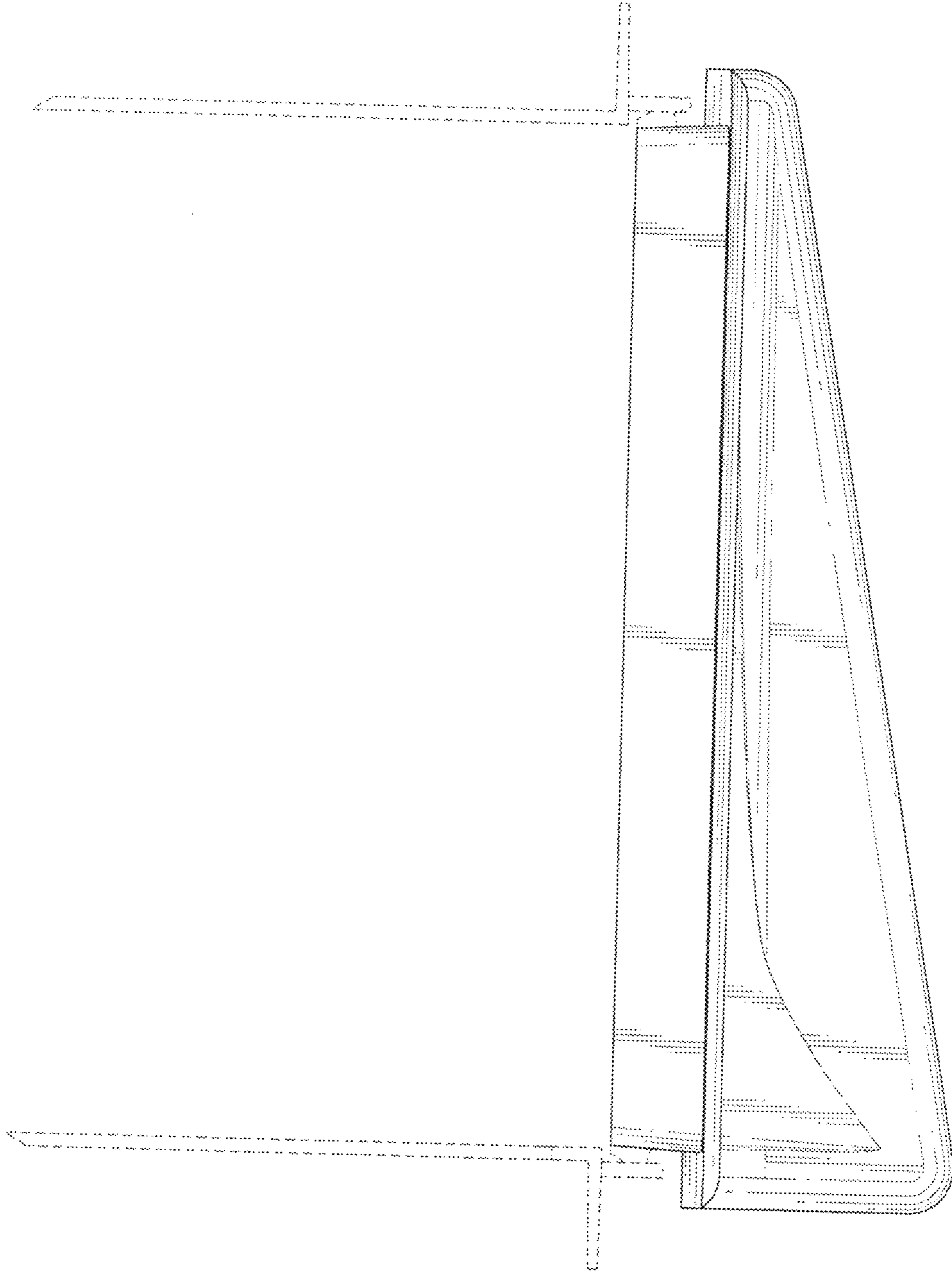


FIG. 6




FIG. 7