



US00D894145S

(12) **United States Design Patent**
Lee et al.

(10) **Patent No.:** **US D894,145 S**
(45) **Date of Patent:** **** Aug. 25, 2020**

- (54) **FOLDABLE MOBILE PHONE**
- (71) Applicant: **HUIZHOU TCL MOBILE COMMUNICATION CO., LTD.**,
Huizhou (CN)
- (72) Inventors: **Shiuan Hung Lee**, Huizhou (CN); **Yan Zhu**, Huizhou (CN); **Yongde Xu**, Huizhou (CN); **Fuqiang Ye**, Huizhou (CN); **Huajie Wu**, Huizhou (CN); **Luxi Zhou**, Huizhou (CN); **Jianwei Wang**, Huizhou (CN); **Tianyuan Shi**, Huizhou (CN)
- (73) Assignee: **HUIZHOU TCL MOBILE COMMUNICATION CO., LTD.**,
Huizhou (CN)
- (**) Term: **15 Years**
- (21) Appl. No.: **29/680,494**
- (22) Filed: **Feb. 15, 2019**
- (30) **Foreign Application Priority Data**

Jan. 28, 2019 (CN) 2019 3 0049242

- (51) **LOC (12) Cl.** **14-03**
- (52) **U.S. Cl.**
USPC **D14/138 AB**

- (58) **Field of Classification Search**
USPC D14/138 AB, 248, 341, 371, 374, 138 R,
D14/138 AA, 138 G, 138 AC, 138 AD,
D14/138 C, 247
CPC H04M 1/0202; H04M 1/0235; H04M
1/0237; H04M 1/0239; H04M 1/0266;
H04M 1/0268; H04M 1/027; H04M
1/0295; H04M 1/02; H04M 1/0279;
H04M 1/0283

See application file for complete search history.

- (56) **References Cited**
U.S. PATENT DOCUMENTS

D713,841 S * 9/2014 Lim D14/341
D719,540 S * 12/2014 Lee D14/138 AB

9,013,368 B1 * 4/2015 Kim G06F 3/1446
345/1.1
D746,285 S * 12/2015 Okabe D14/345
D749,571 S * 2/2016 Park D14/203.4
D767,525 S * 9/2016 Byun D14/138 AB
D769,209 S * 10/2016 Byun D14/138 AB
D778,253 S * 2/2017 Kwak D14/138 AB
D788,773 S * 6/2017 Seo D14/345

(Continued)

Primary Examiner — Bridget L Eland

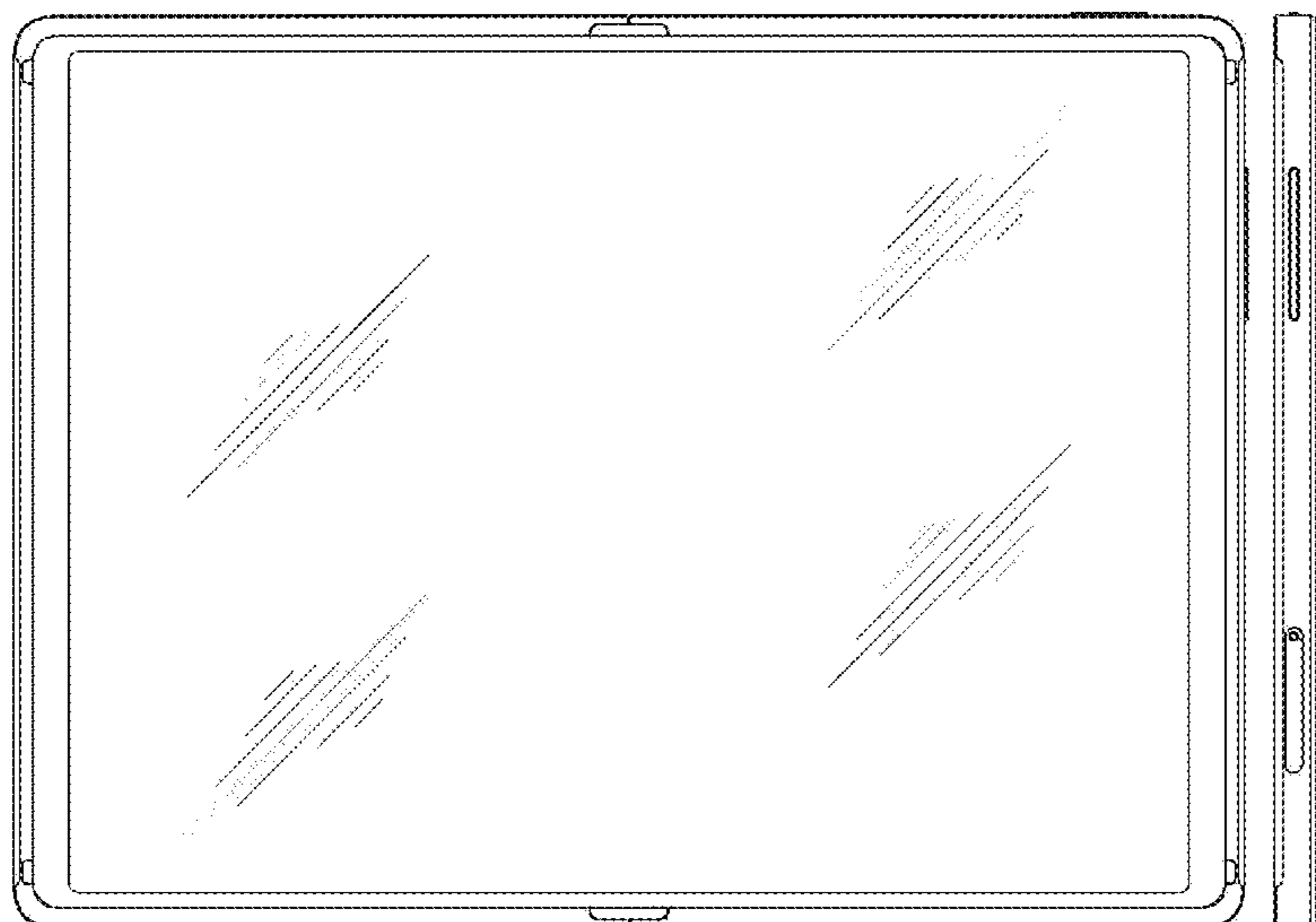
(57) **CLAIM**

The ornamental design for a foldable mobile phone, as shown and described.

DESCRIPTION

FIG. 1 is a perspective view of a foldable mobile phone shown in an unfolded state;
FIG. 2 is another perspective view thereof;
FIG. 3 is a front elevational view thereof;
FIG. 4 is a rear elevational view thereof;
FIG. 5 is a left side elevational view thereof;
FIG. 6 is a right side elevational view thereof;
FIG. 7 is a top plan view thereof;
FIG. 8 is a bottom plan view thereof;
FIG. 9 is a front elevational view of the foldable mobile phone shown in FIG. 1 in a first folded state;
FIG. 10 is a rear elevational view thereof;
FIG. 11 is a left side elevational view thereof;
FIG. 12 is a right side elevational view thereof;
FIG. 13 is a top plan view thereof;
FIG. 14 is a bottom plan view thereof;
FIG. 15 is a perspective view of the foldable mobile phone shown in FIG. 1 in a second folded state; and,
FIG. 16 is another perspective view thereof.
The shade lines in the figures show contour.

1 Claim, 14 Drawing Sheets



(56)

References Cited

U.S. PATENT DOCUMENTS

D788,774 S * 6/2017 Seo D14/345
D798,256 S * 9/2017 Choo D14/138 AA
D798,257 S * 9/2017 Choo D14/138 AB
9,798,359 B2 * 10/2017 Seo G06F 1/1652
D814,455 S * 4/2018 Kwon D14/341
D819,630 S * 6/2018 Prushinskiy D14/345
D839,267 S * 1/2019 Park D14/345
D842,833 S * 3/2019 Seo D14/138 AB
D842,834 S * 3/2019 Seo D14/138 AB
D875,091 S * 2/2020 Kwon D14/341
10,609,190 B2 * 3/2020 Chen G06F 1/1616
2007/0097014 A1 * 5/2007 Solomon G06F 1/1616
345/1.1
2015/0338888 A1 * 11/2015 Kim G06F 3/04886
345/156
2015/0378397 A1 * 12/2015 Park G06F 1/1652
361/679.27
2016/0014403 A1 * 1/2016 Stroetmann G06F 1/1641
348/53
2016/0155967 A1 * 6/2016 Lee H01L 27/323
257/88
2016/0187935 A1 * 6/2016 Tazbaz G06F 1/1616
361/679.03

* cited by examiner




FIG. 1

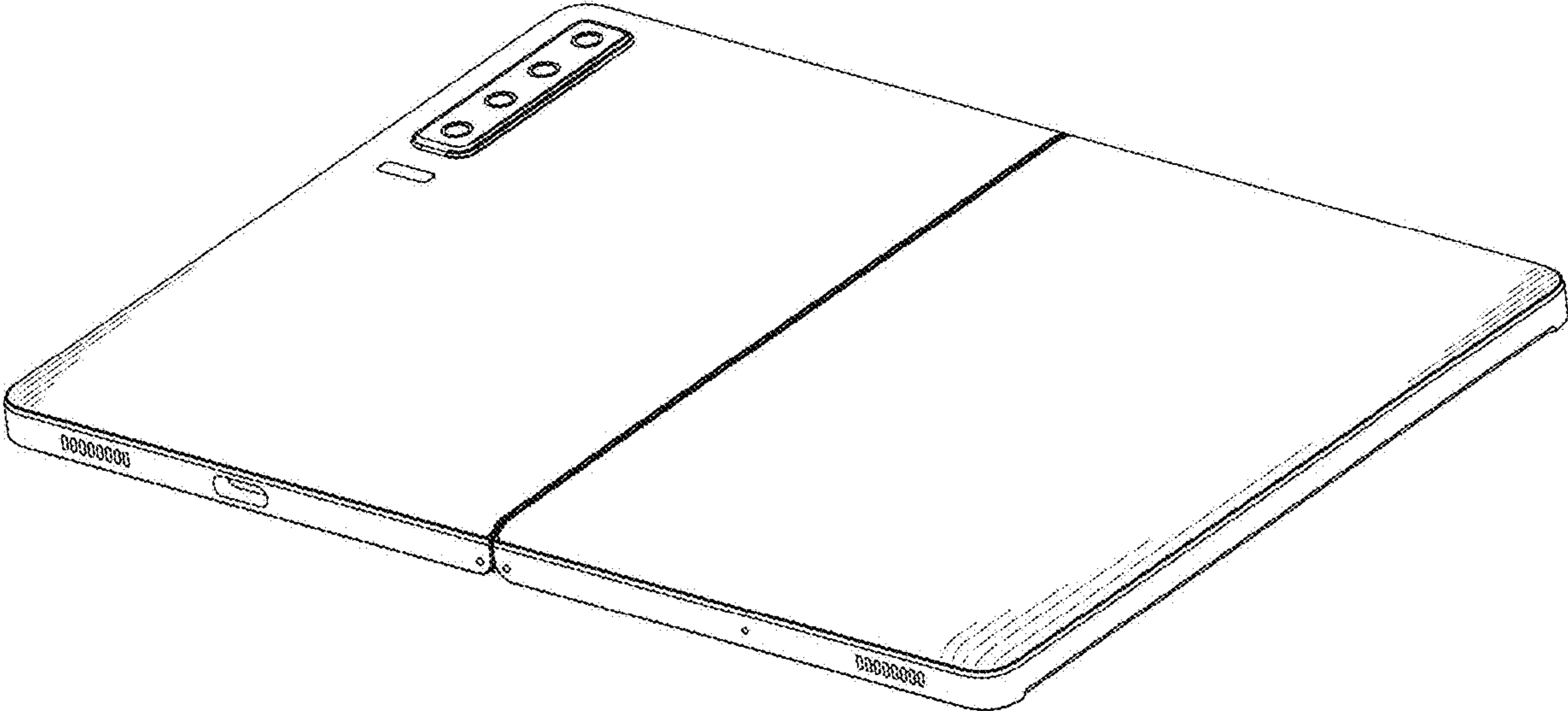


FIG. 2

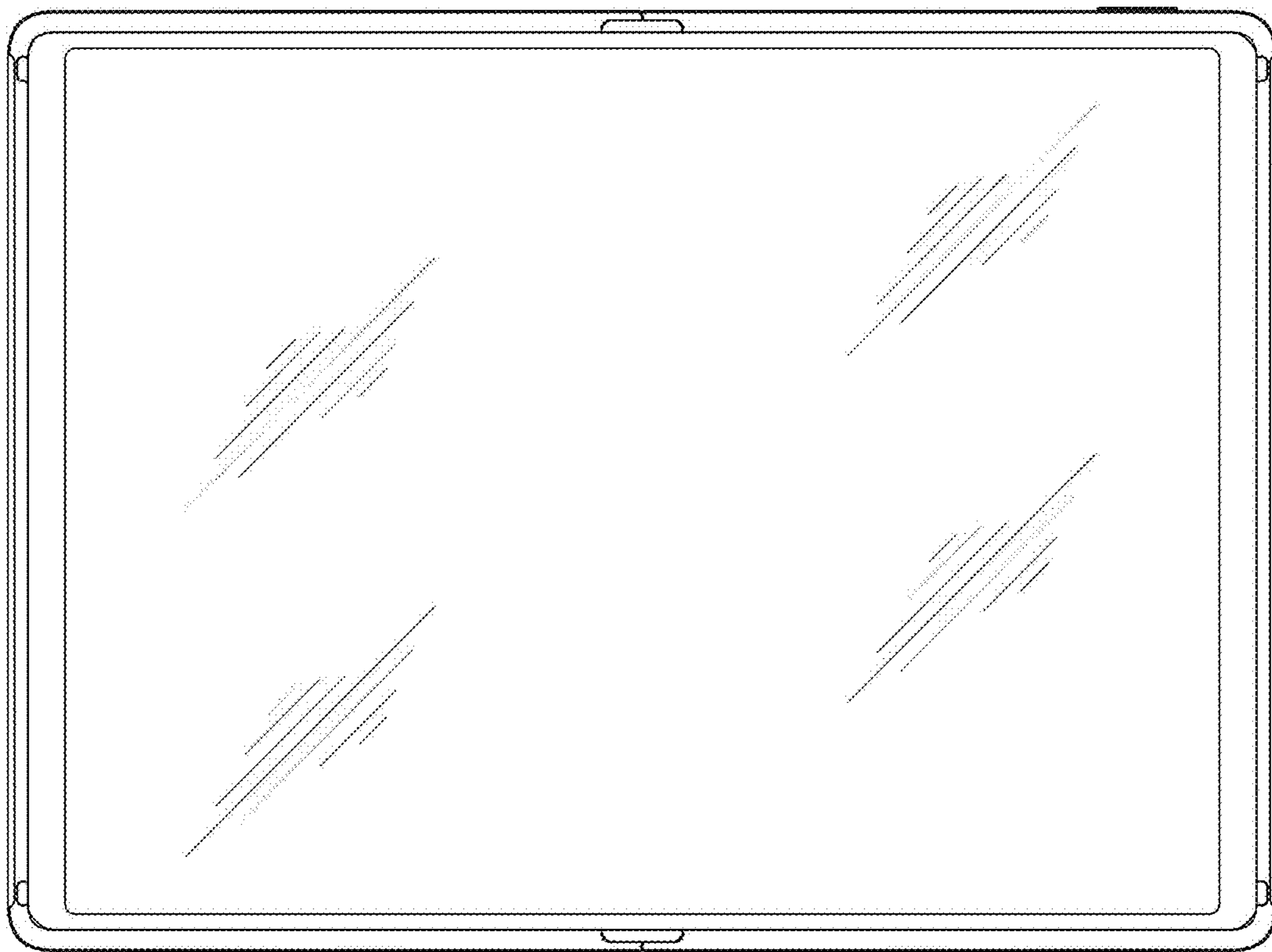


FIG. 3




FIG. 4




FIG. 5




FIG. 6

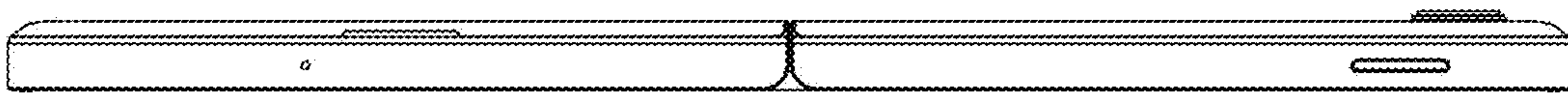


FIG. 7



FIG. 8




FIG. 9




FIG. 10

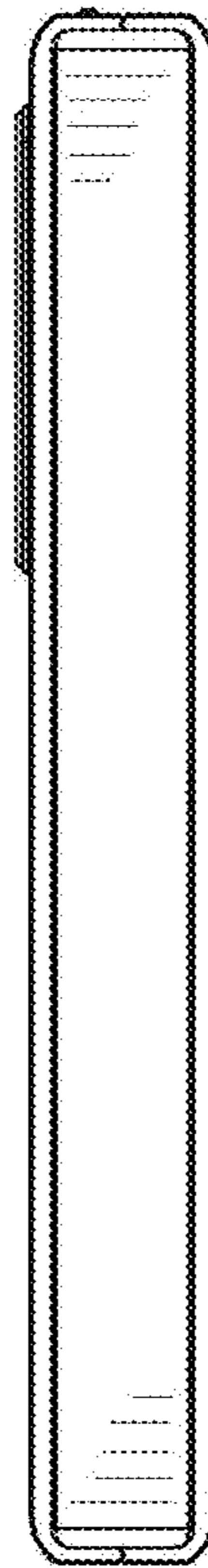


FIG. 11




FIG. 12

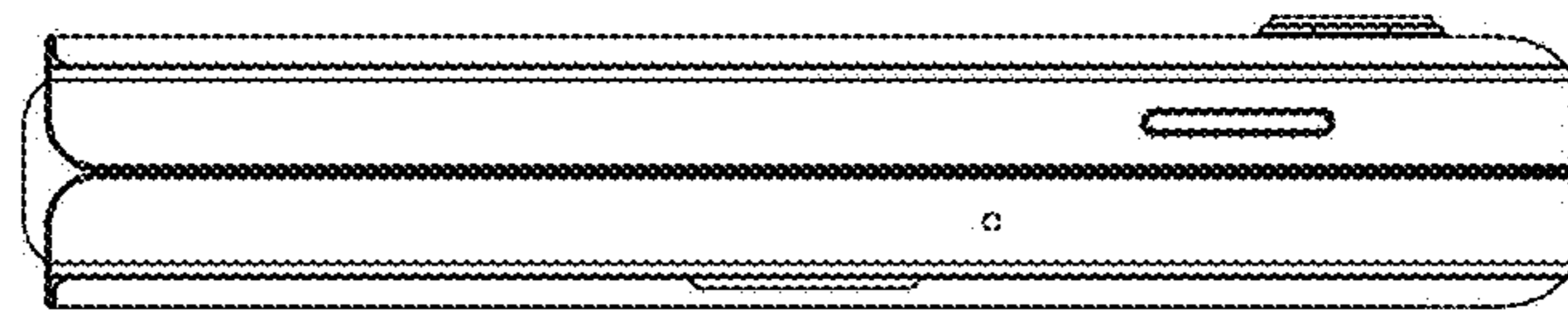


FIG. 13

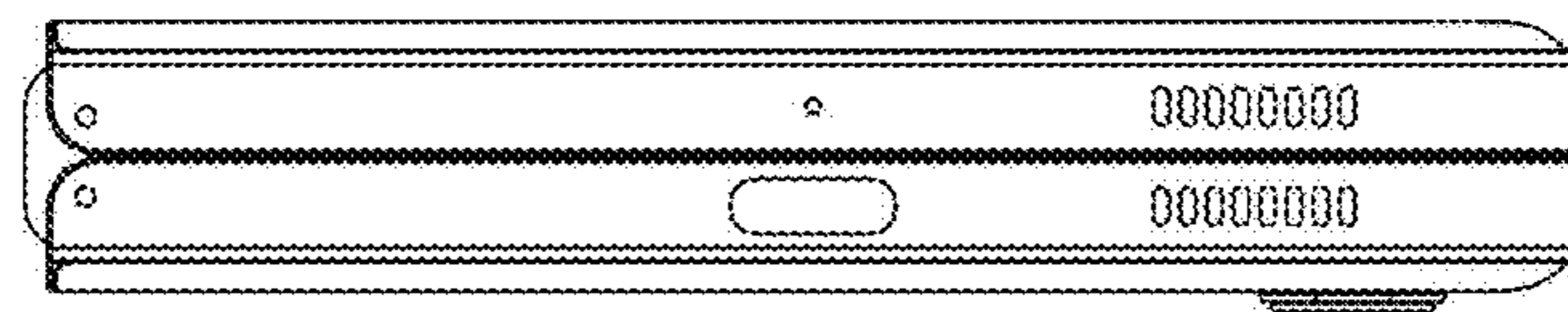


FIG. 14

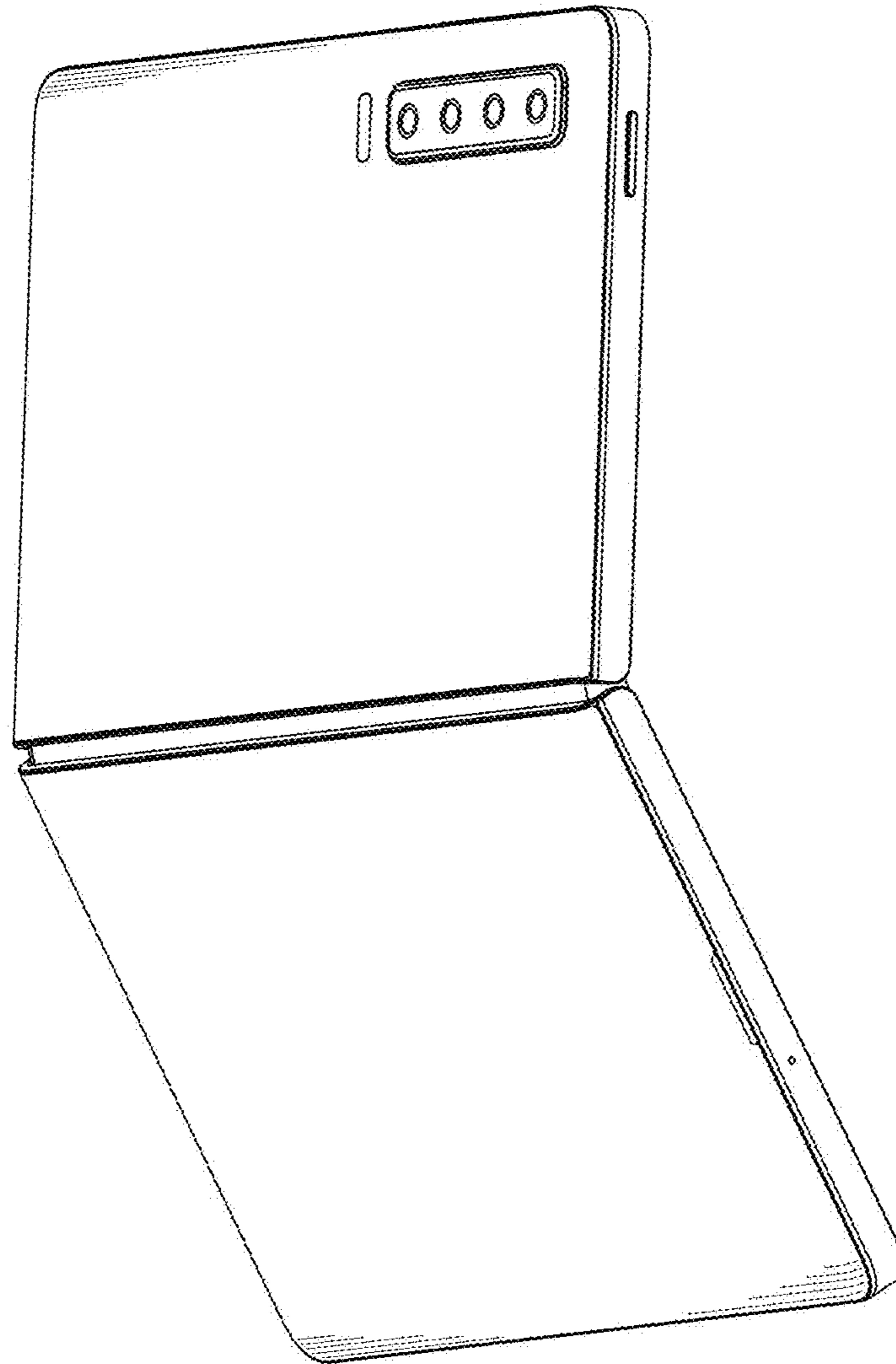


FIG. 15

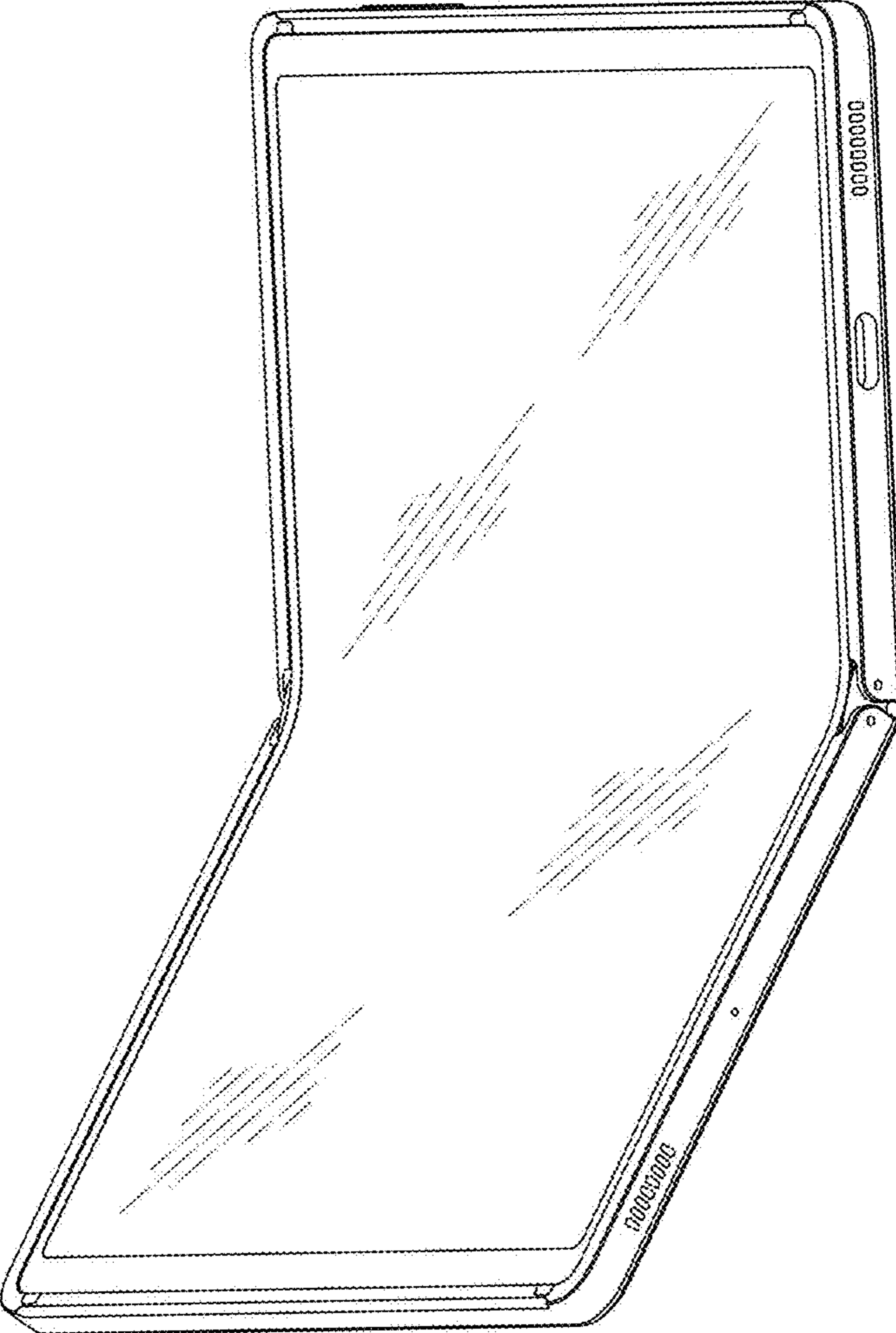


FIG. 16