

US00D894144S

(12) **United States Design Patent** (10) **Patent No.:** **US D894,144 S**
Lee et al. (45) **Date of Patent:** **** Aug. 25, 2020**

(54) **FOLDABLE MOBILE PHONE**

(56) **References Cited**

(71) Applicant: **HUIZHOU TCL MOBILE COMMUNICATION CO., LTD.**,
Huizhou (CN)

U.S. PATENT DOCUMENTS

(72) Inventors: **Shiuan Hung Lee**, Huizhou (CN); **Yan Zhu**, Huizhou (CN); **Yongde Xu**, Huizhou (CN); **Fuqiang Ye**, Huizhou (CN); **Huajie Wu**, Huizhou (CN); **Luxi Zhou**, Huizhou (CN); **Jianwei Wang**, Huizhou (CN); **Tianyuan Shi**, Huizhou (CN)

D713,841 S * 9/2014 Lim D14/341
D719,540 S * 12/2014 Lee D14/138 AB
9,013,368 B1 * 4/2015 Kim G06F 3/1446
345/1.1
D746,285 S * 12/2015 Okabe D14/345
D749,571 S * 2/2016 Park D14/203.4
D767,525 S * 9/2016 Byun D14/138 AB
D769,209 S * 10/2016 Byun D14/138 AB
D772,225 S * 11/2016 Kim D14/341
D788,773 S * 6/2017 Seo D14/345

(Continued)

(73) Assignee: **HUIZHOU TCL MOBILE COMMUNICATION CO., LTD.**,
Huizhou (CN)

Primary Examiner — Bridget L Eland

(**) Term: **15 Years**

(57) **CLAIM**

(21) Appl. No.: **29/680,364**

The ornamental design for a foldable mobile phone, as shown and described.

(22) Filed: **Feb. 15, 2019**

DESCRIPTION

(30) **Foreign Application Priority Data**

Jan. 28, 2019 (CN) 2019 3 0048834

(51) **LOC (12) Cl.** **14-03**


(52) **U.S. Cl.**
USPC **D14/138 AB**

(58) **Field of Classification Search**
USPC D14/138 AB, 248, 341, 371, 374, 138 R,
D14/138 AA, 138 G, 138 AC, 138 AD,
D14/138 C, 247
CPC H04M 1/0202; H04M 1/0235; H04M
1/0237; H04M 1/0239; H04M 1/0266;
H04M 1/0268; H04M 1/027; H04M
1/0295; H04M 1/02; H04M 1/0279;
H04M 1/0283

FIG. 1 is a perspective view of a foldable mobile phone shown in an unfolded state;
FIG. 2 is another perspective view thereof;
FIG. 3 is a front elevational view thereof;
FIG. 4 is a rear elevational view thereof;
FIG. 5 is a left side elevational view thereof;
FIG. 6 is a right side elevational view thereof;
FIG. 7 is a top plan view thereof;
FIG. 8 is a bottom plan view thereof;
FIG. 9 is a front elevational view of the foldable mobile phone shown in FIG. 1 in a first folded state;
FIG. 10 is a rear elevational view thereof;
FIG. 11 is a left side elevational view thereof;
FIG. 12 is a right side elevational view thereof;
FIG. 13 is a top plan view thereof;
FIG. 14 is a bottom plan view thereof;
FIG. 15 is a perspective view of the foldable mobile phone shown in FIG. 1 in a second folded state; and,
FIG. 16 is another perspective view thereof.
The shade lines in the figures show contour.

See application file for complete search history.

1 Claim, 14 Drawing Sheets



(56)

References Cited

U.S. PATENT DOCUMENTS

D788,774	S *	6/2017	Seo	D14/345
D798,256	S *	9/2017	Choo	D14/138 AA
D798,257	S *	9/2017	Choo	D14/138 AB
9,798,359	B2 *	10/2017	Seo	G06F 1/1652
D814,455	S *	4/2018	Kwon	D14/341
D819,630	S *	6/2018	Prushinskiy	D14/345
D839,267	S *	1/2019	Park	D14/345
D875,091	S *	2/2020	Kwon	D14/341
10,609,190	B2 *	3/2020	Chen	G06F 1/1616
2007/0097014	A1 *	5/2007	Solomon	G06F 1/1616 345/1.1
2015/0055287	A1 *	2/2015	Seo	G06F 1/1641 361/679.27
2015/0338888	A1 *	11/2015	Kim	G06F 3/04886 345/156
2015/0378397	A1 *	12/2015	Park	G06F 1/1652 361/679.27
2016/0014403	A1 *	1/2016	Stroetmann	G06F 1/1641 348/53
2016/0034047	A1 *	2/2016	Lee	G06F 3/03 345/156
2016/0155967	A1 *	6/2016	Lee	H01L 27/323 257/88
2016/0187935	A1 *	6/2016	Tazbaz	G06F 1/163 361/679.03

* cited by examiner

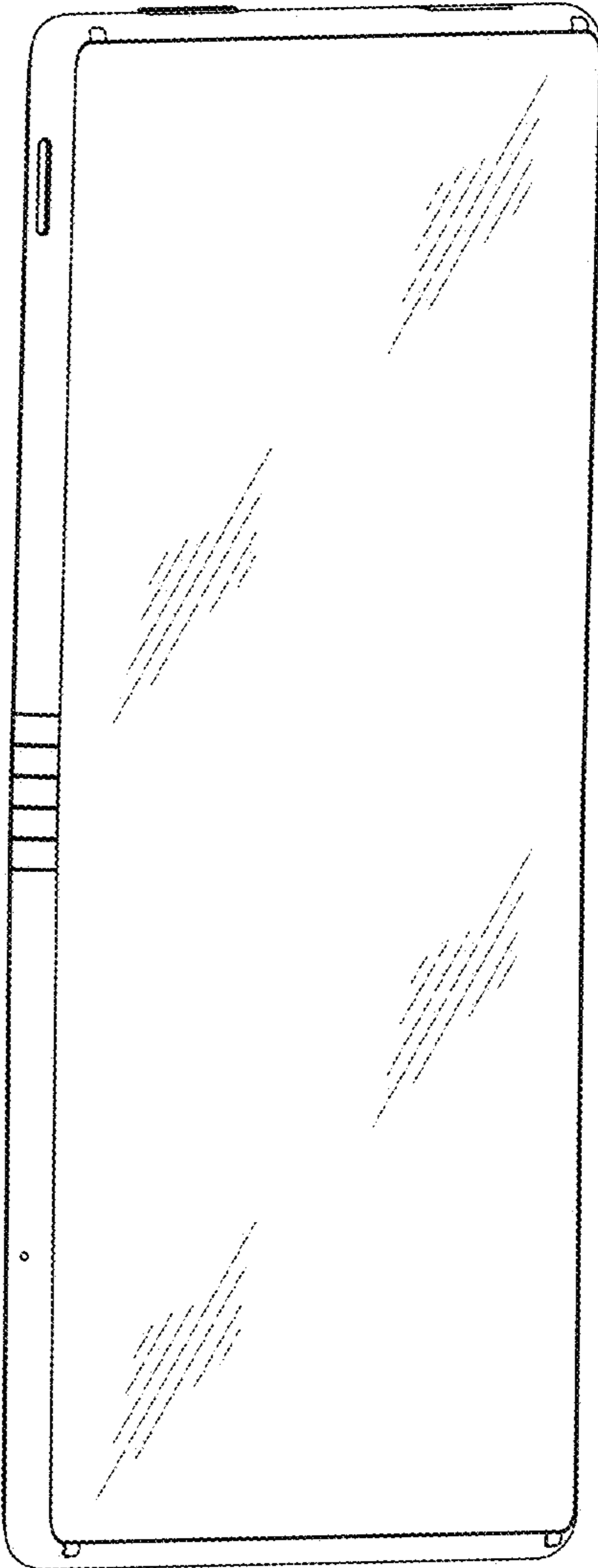


FIG. 1

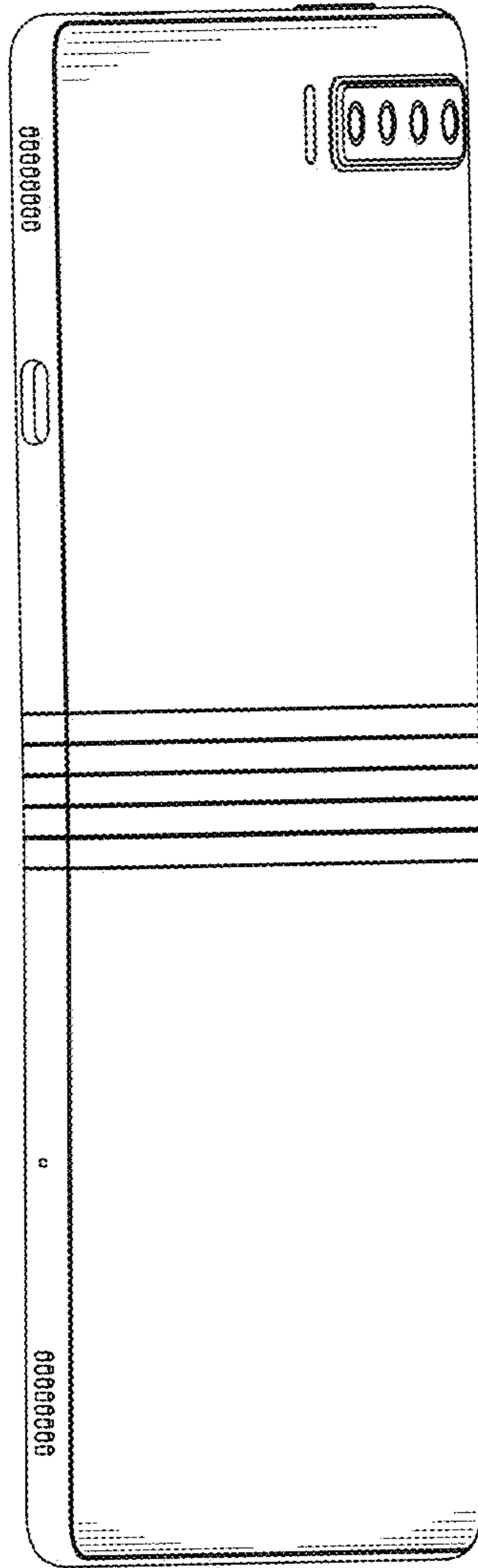


FIG. 2




FIG. 3

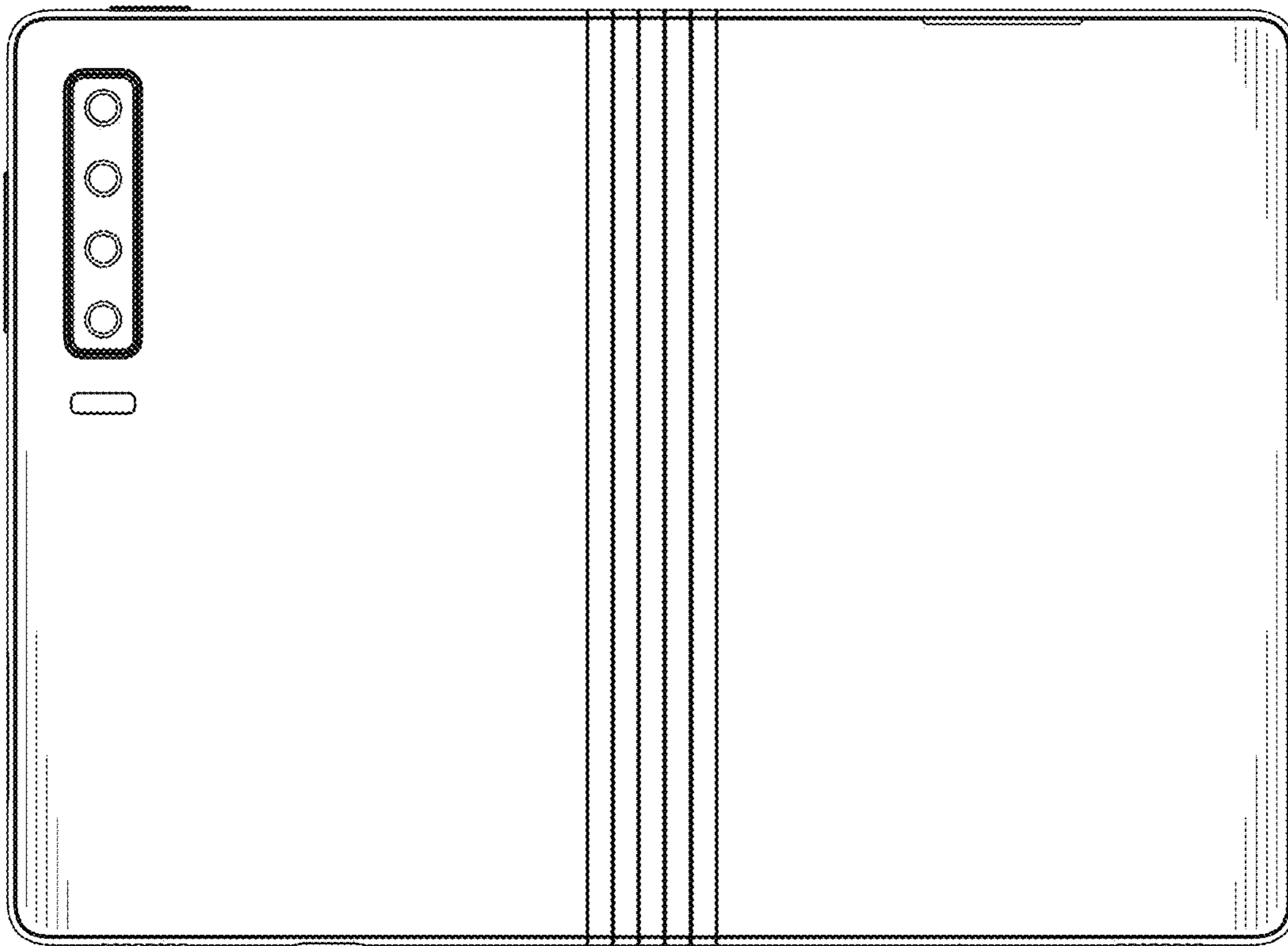


FIG. 4



FIG. 5




FIG. 6

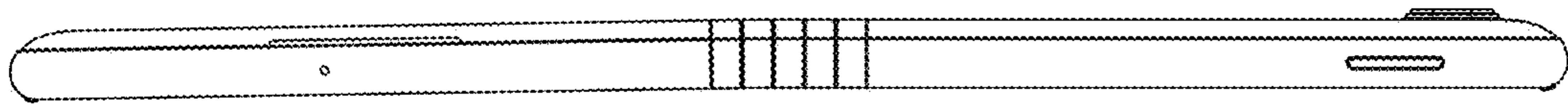


FIG. 7



FIG. 8




FIG. 9

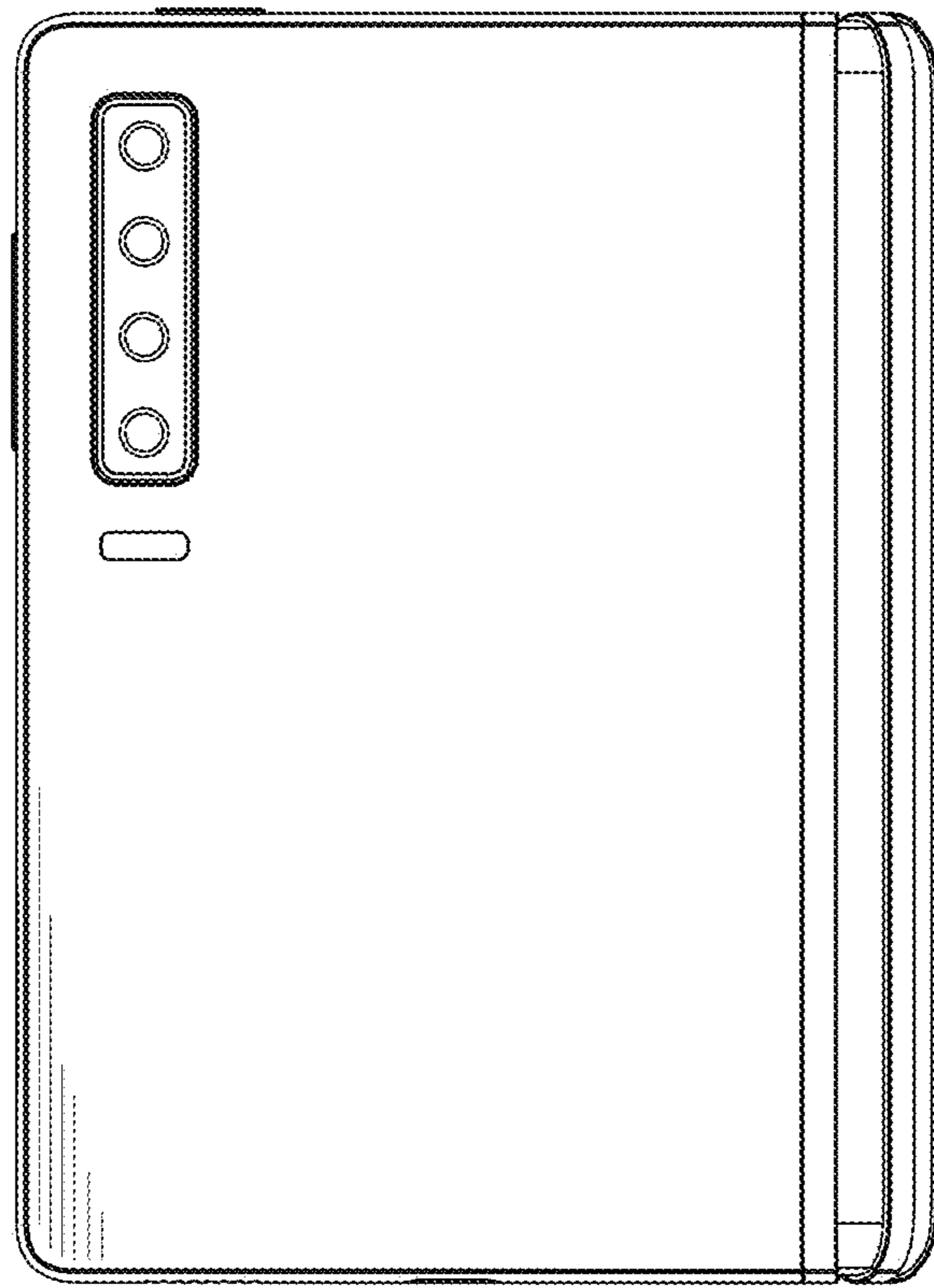


FIG. 10




FIG. 11




FIG. 12




FIG. 13

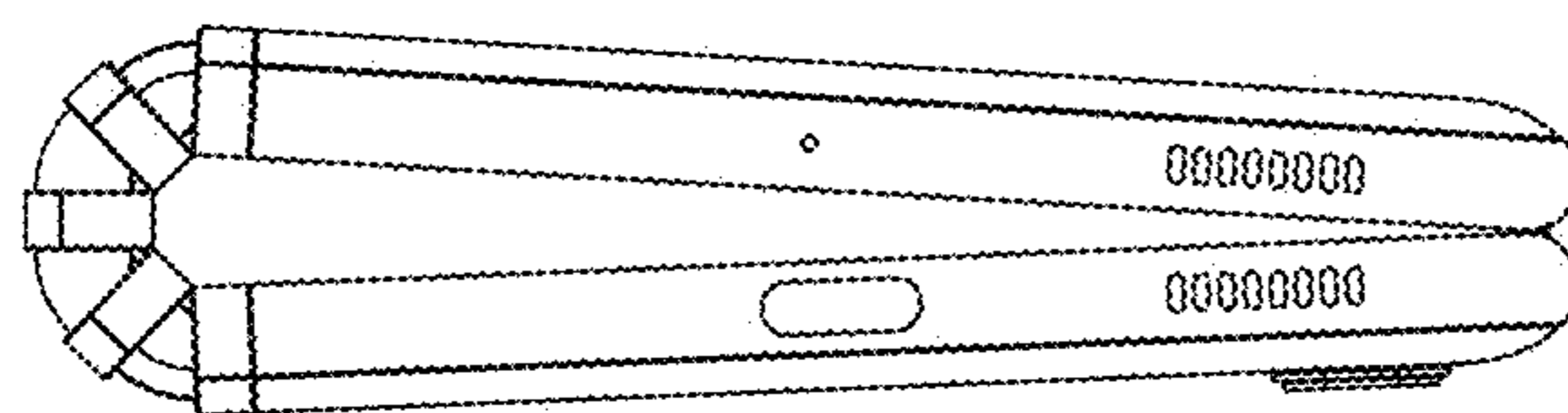


FIG. 14

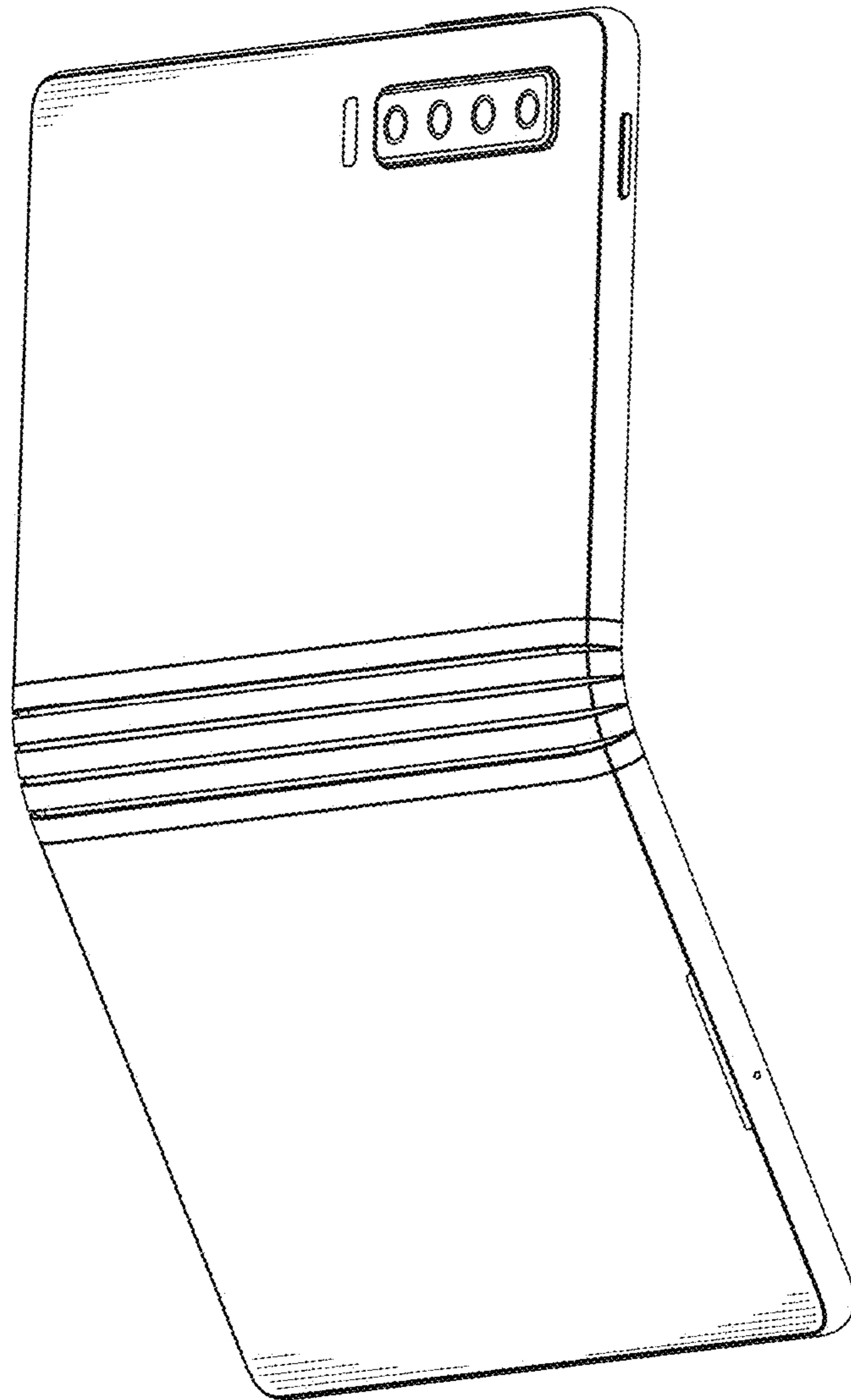


FIG. 15

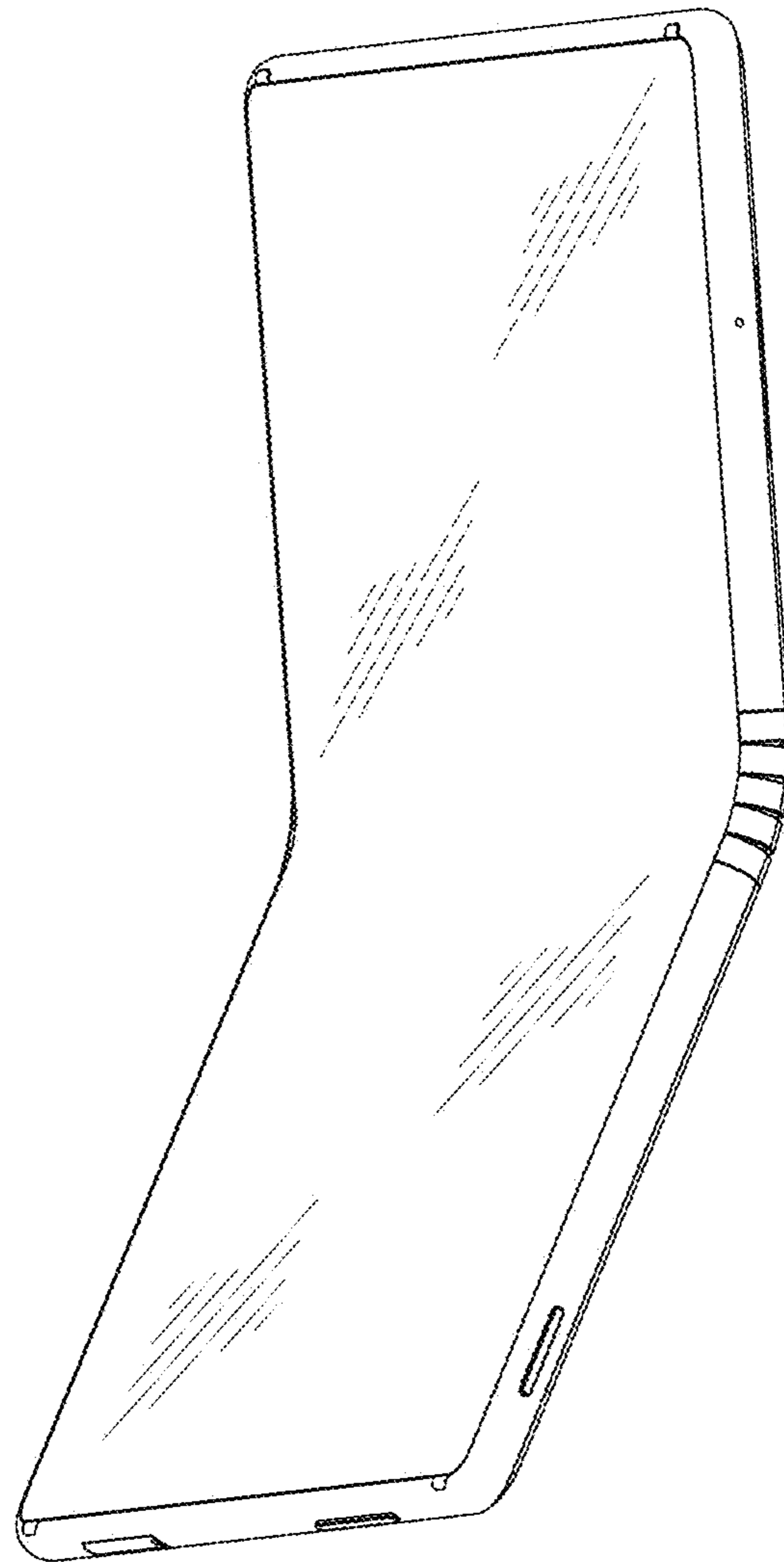


FIG. 16