



US00D894118S

(12) **United States Design Patent**
Liu et al.

(10) **Patent No.:** **US D894,118 S**

(45) **Date of Patent:** **** *Aug. 25, 2020**

(54) **BATTERY PACK**

(71) Applicant: **Nanjing Chervon Industry Co., Ltd.**,
Nanjing (CN)

(72) Inventors: **Haotian Liu**, Nanjing (CN); **Kai Zhang**,
Nanjing (CN)

(73) Assignee: **Nanjing Chervon Industry Co., Ltd.**,
Nanjing (CN)

(*) Notice: This patent is subject to a terminal disclaimer.

(**) Term: **15 Years**

(21) Appl. No.: **29/655,055**

(22) Filed: **Jun. 29, 2018**

(30) **Foreign Application Priority Data**

Jan. 8, 2018 (CN) 2018 3 0006254

(51) **LOC (12) Cl.** **13-02**

(52) **U.S. Cl.**
USPC **D13/103**

(58) **Field of Classification Search**

USPC D13/103-110, 118, 119, 184, 199;
D14/251, 253, 432, 434

CPC Y02E 60/10; Y02E 60/12; Y02E 60/122;
Y02E 60/124; Y02E 60/50; H01M 2/02;
H01M 2/022; H01M 2/0202; H01M
2/0207; H01M 2/0212; H01M 2/1061;
H01M 2/1022; H01M 2/1055; H01M
2/1066; H01M 2/105; H01M 2/20; H01M
2/202; H01M 2/204; H01M 2/206; H01M
10/44; H01M 10/46; H01M 10/465;
H01M 10/482; H01M 2200/30; H01M
2250/30; H01M 2250/40; H02J 7/00;
H02J 7/0003; H02J 7/0011; H02J 7/0013;
H02J 7/0054; H02J 7/0055; H02J 7/0057;
H02J 2007/0062

See application file for complete search history.

(56) **References Cited**

U.S. PATENT DOCUMENTS

D562,227 S *	2/2008	Yamada	D13/103
D562,228 S *	2/2008	Okada	D13/103
D588,986 S *	3/2009	Zhang	D13/103
D622,661 S *	8/2010	Yamada	D13/103
D640,190 S *	6/2011	Aglassinger	D13/103
D640,196 S *	6/2011	Shuang	D13/103
D640,197 S *	6/2011	Park	D13/103
D640,628 S *	6/2011	Lopano	D13/103
D640,975 S *	7/2011	Okuda	D13/103
D643,809 S *	8/2011	Okuda	D13/103
D682,194 S *	5/2013	Jiang	D13/103
D684,528 S *	6/2013	Murray	D13/103
D685,730 S *	7/2013	Hamm	D13/103
D699,670 S *	2/2014	Cooper	D13/103
D718,705 S *	12/2014	Naksen	D13/103
D770,377 S *	11/2016	Kondo	D13/103

(Continued)

Primary Examiner — Rosemary K Tarcza

Assistant Examiner — Christy M Nemeth

(74) *Attorney, Agent, or Firm* — Greenberg Traurig, LLP

(57) **CLAIM**

What is claimed is the ornamental design for a battery pack, as shown and described.

DESCRIPTION

FIG. 1 is a right side elevational view of a battery pack showing our new design;

FIG. 2 is a left side elevational view thereof;

FIG. 3 is a rear side elevational view thereof;

FIG. 4 is a front side elevational view thereof;

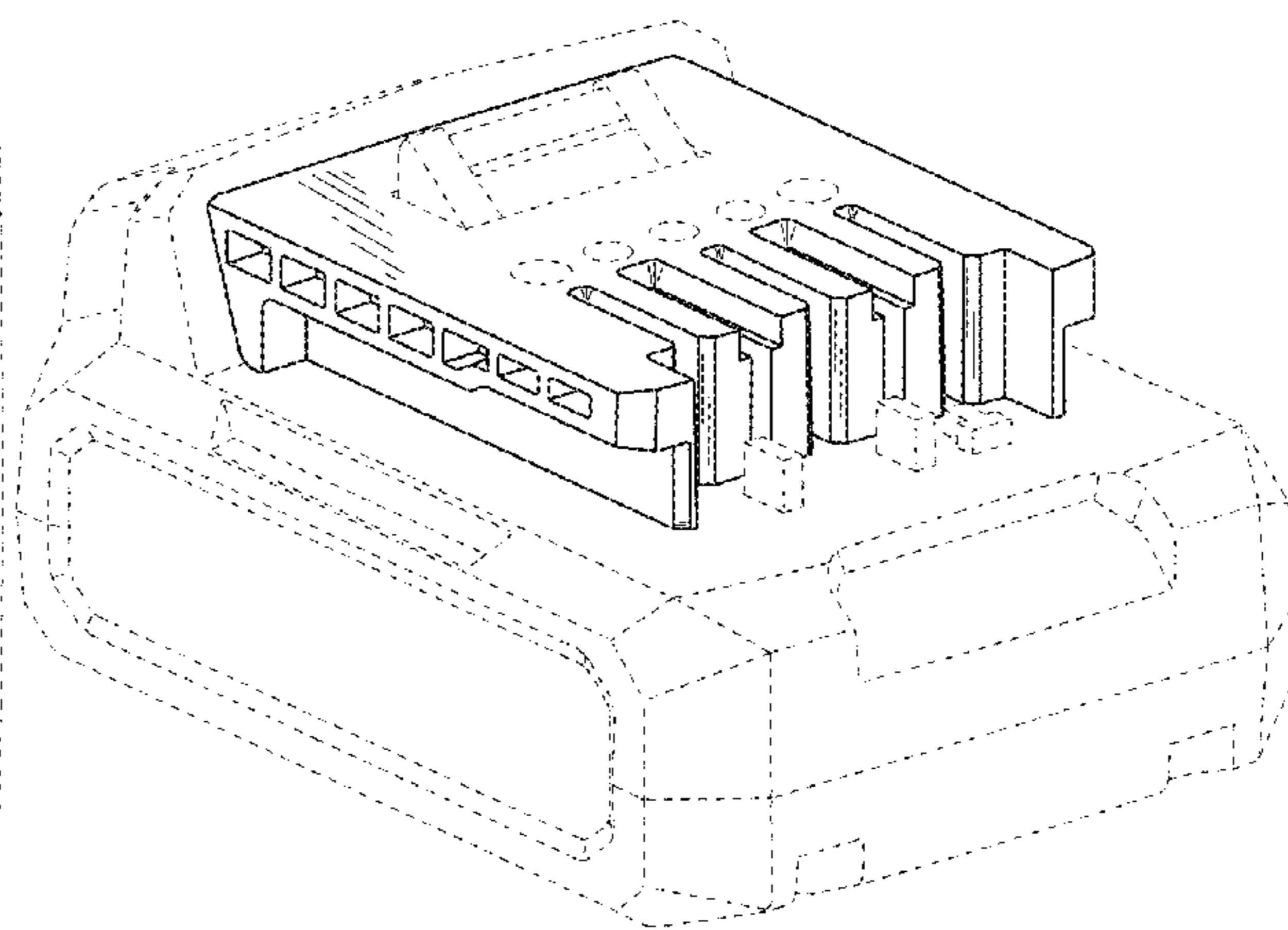
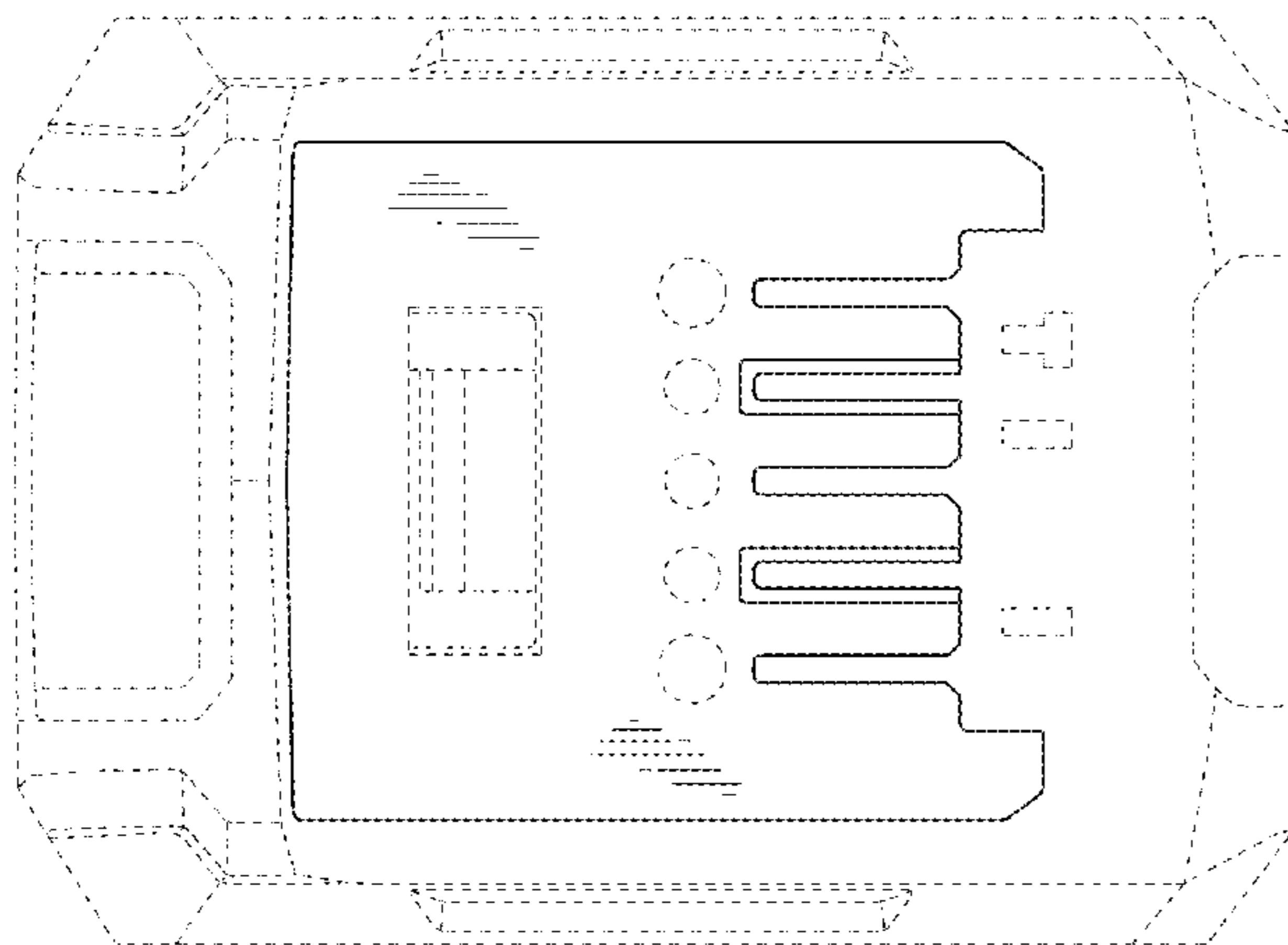
FIG. 5 is a top plan view thereof;

FIG. 6 is a bottom plan view thereof; and,

FIG. 7 is a perspective view thereof.

The broken lines in the drawings are for the purpose of illustrating environmental subject matter and portions of the battery pack that form no part of the claimed design.

1 Claim, 7 Drawing Sheets



(56)

References Cited

U.S. PATENT DOCUMENTS

D780,687	S	*	3/2017	Taniguchi	D13/103
D780,688	S	*	3/2017	Elder	D13/103
D785,562	S	*	5/2017	Cooper	D13/103
D797,661	S	*	9/2017	Elder	D13/103
D800,650	S	*	10/2017	Itoh	D13/103
D801,917	S	*	11/2017	Jiang	D13/103
D801,919	S	*	11/2017	Elder	D13/103
D812,555	S	*	3/2018	Schoch	D13/103
D818,948	S	*	5/2018	Waldron	D13/103
D819,562	S	*	6/2018	Waldron	D13/103
D826,149	S	*	8/2018	Cooper	D13/103
D826,150	S	*	8/2018	Cayon	D13/103
D840,926	S	*	2/2019	Howell	D13/107
D844,558	S	*	4/2019	Taniguchi	D13/103
D849,681	S	*	5/2019	Howell	D13/103
D856,921	S	*	8/2019	Lee	D13/103
D860,130	S	*	9/2019	Altenburger	D13/103
2014/0302353	A1	*	10/2014	Ogura	H01M 2/1055
						429/7
2016/0293909	A1	*	10/2016	O'Sullivan	H01M 2/1022
2017/0373288	A1	*	12/2017	Klee	H01M 2/1022
2018/0198294	A1	*	7/2018	Sheeks	H01M 2/1077

* cited by examiner

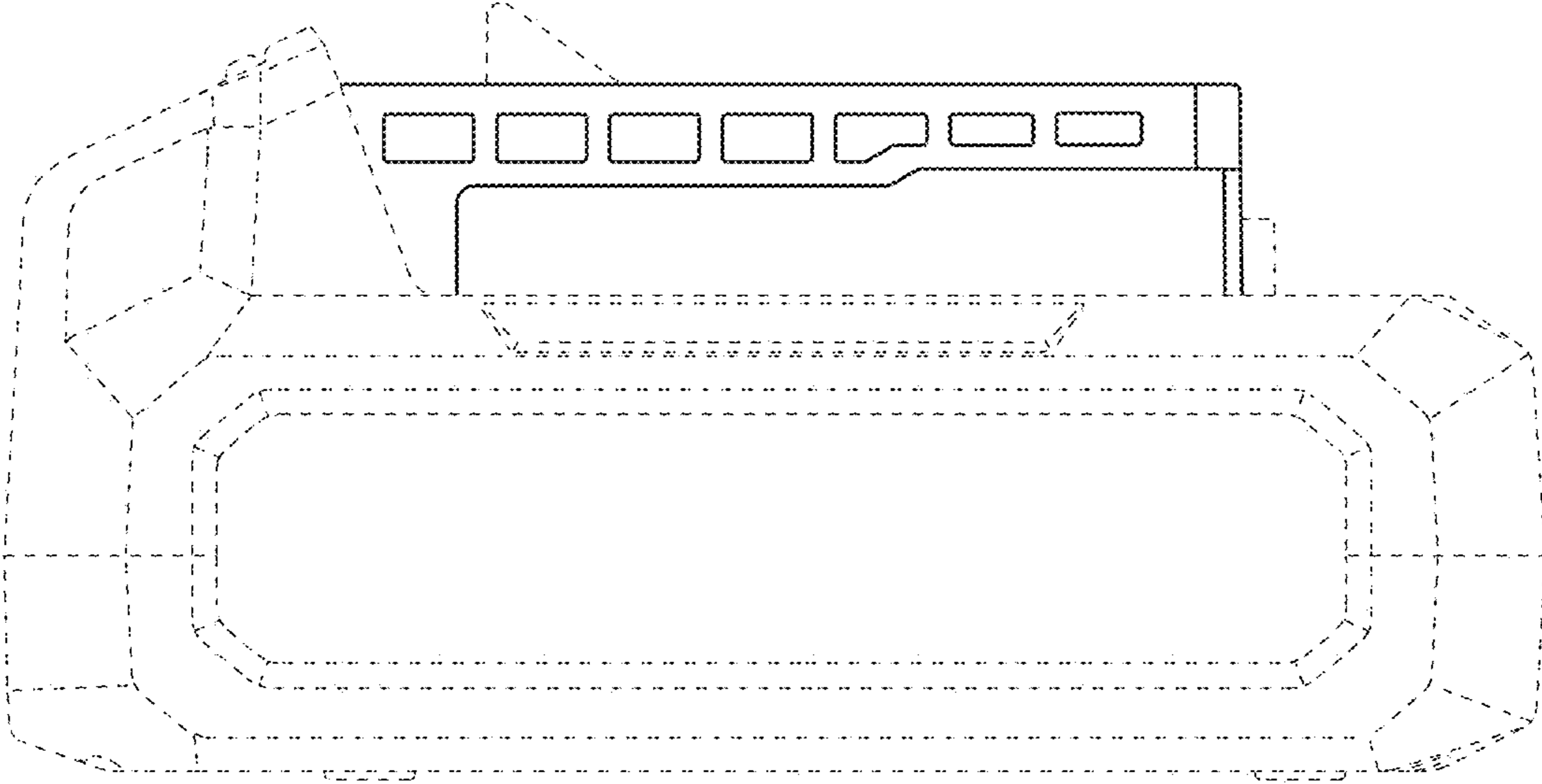


Fig. 1

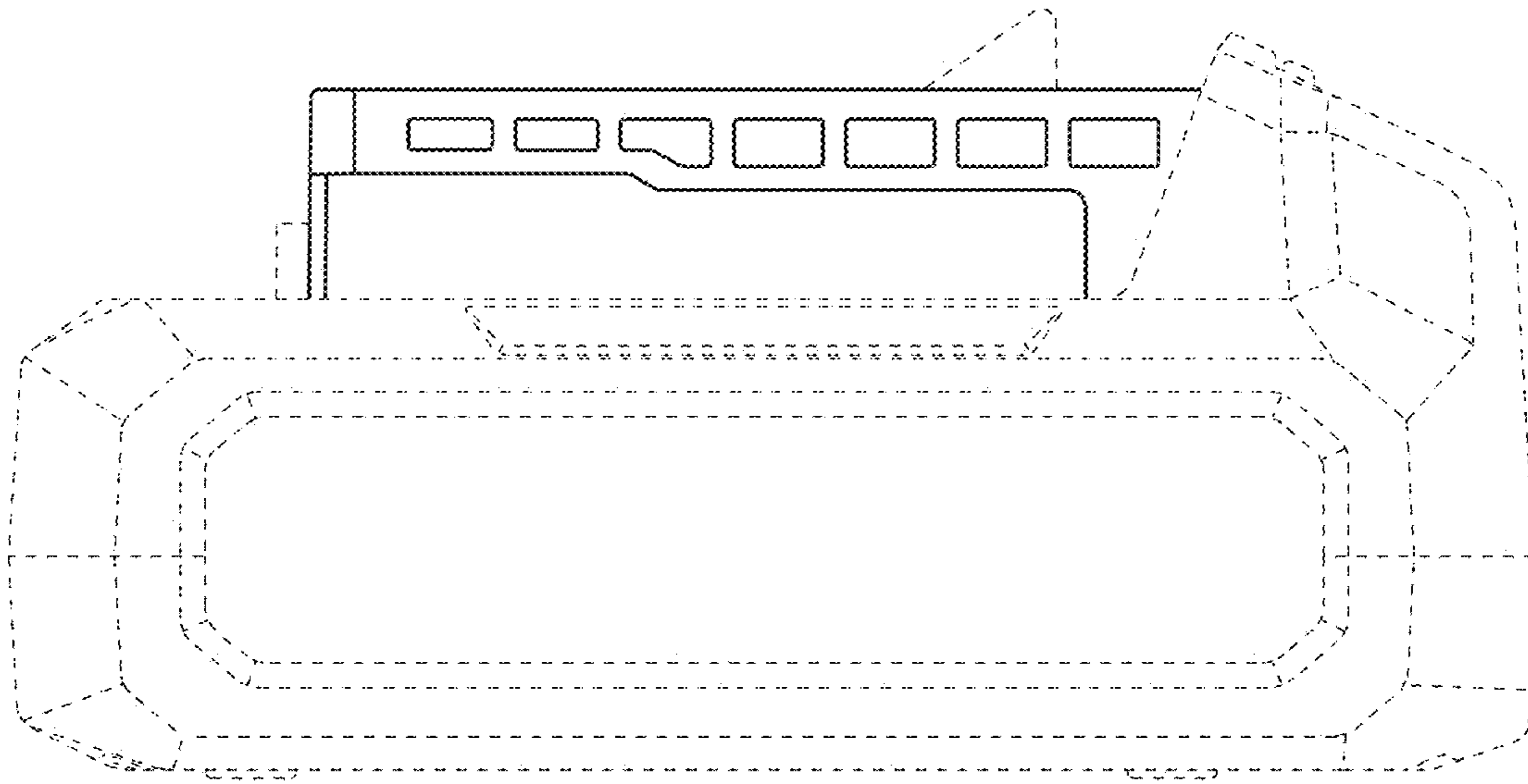


Fig. 2

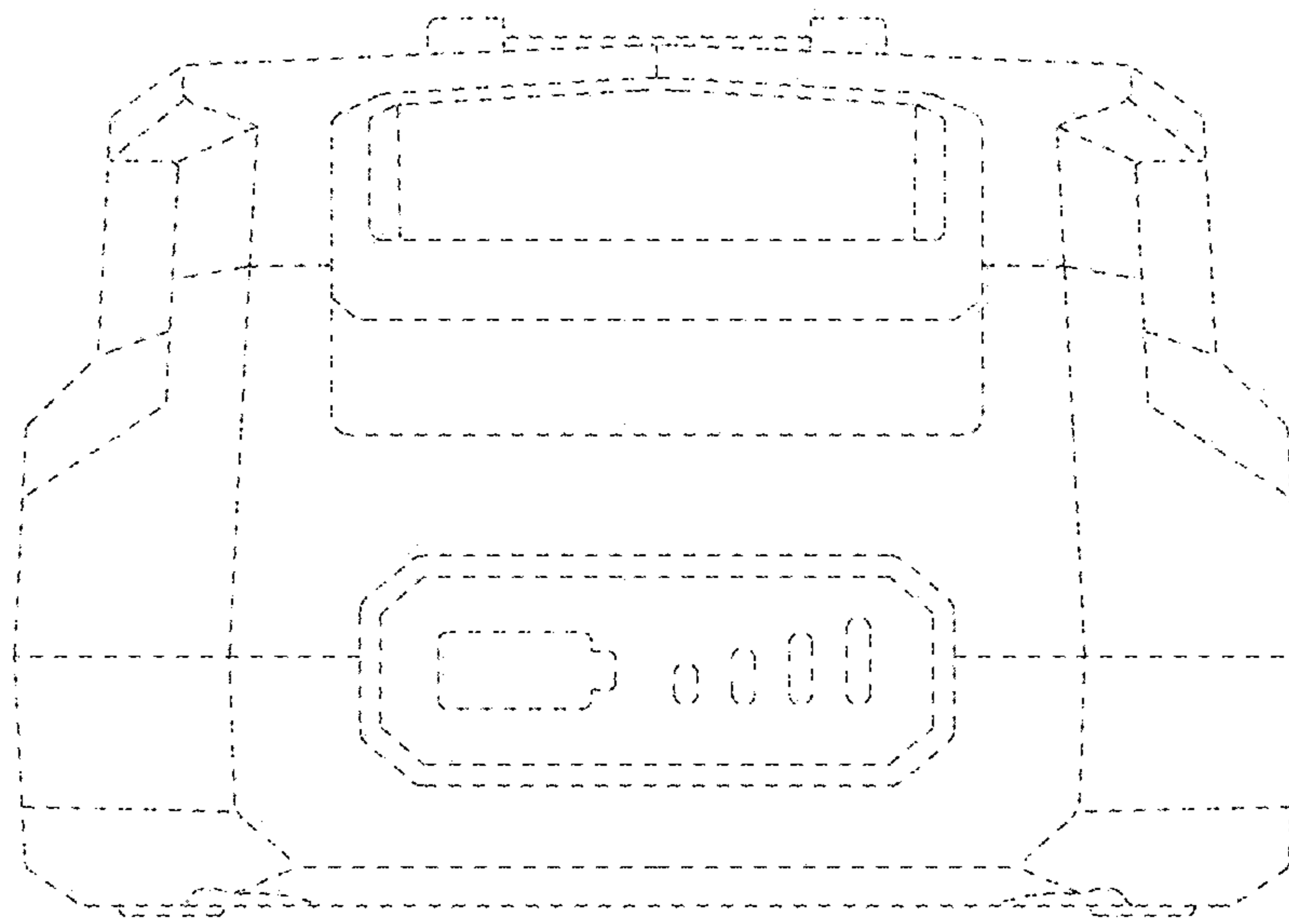


Fig. 3

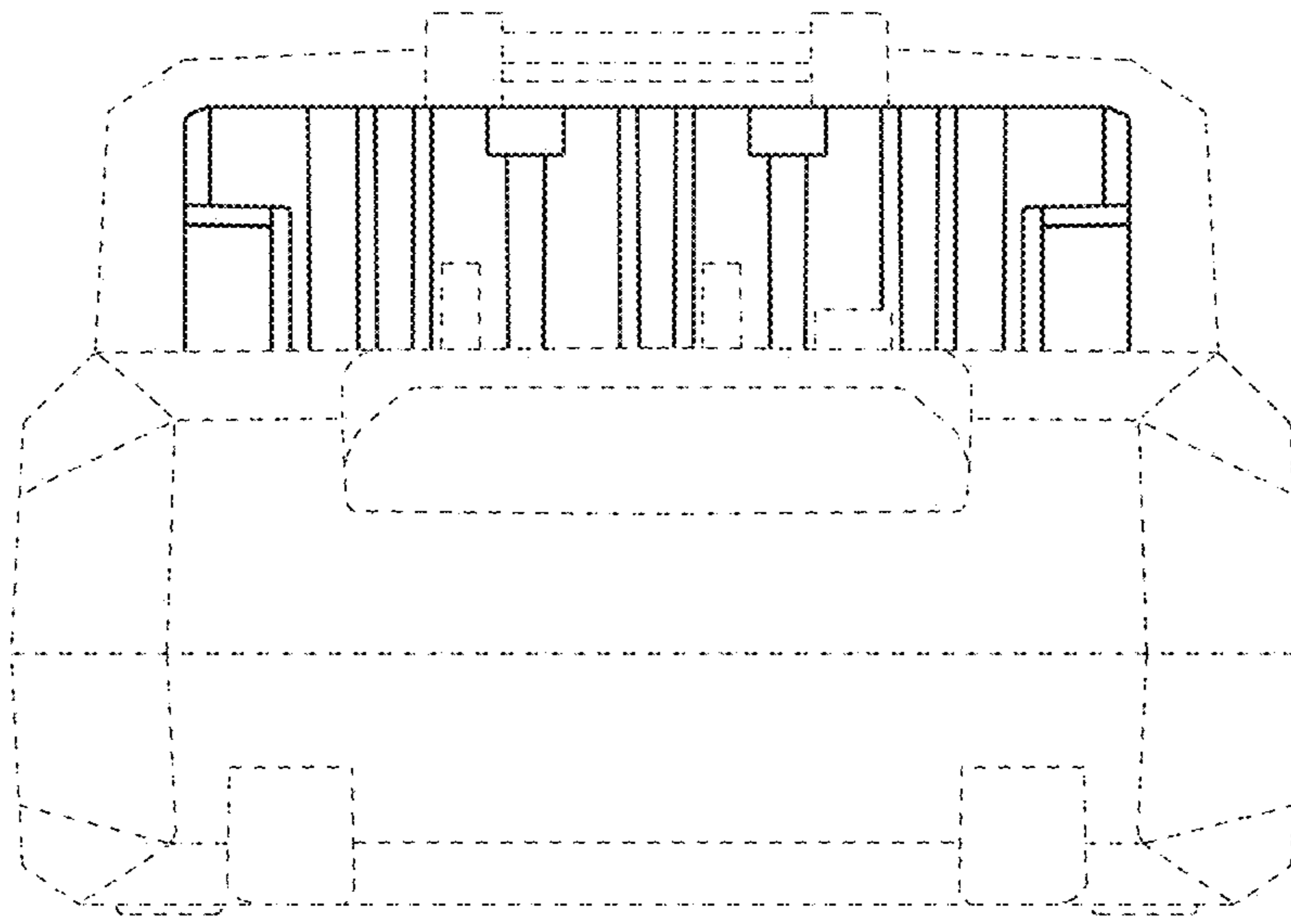


Fig. 4

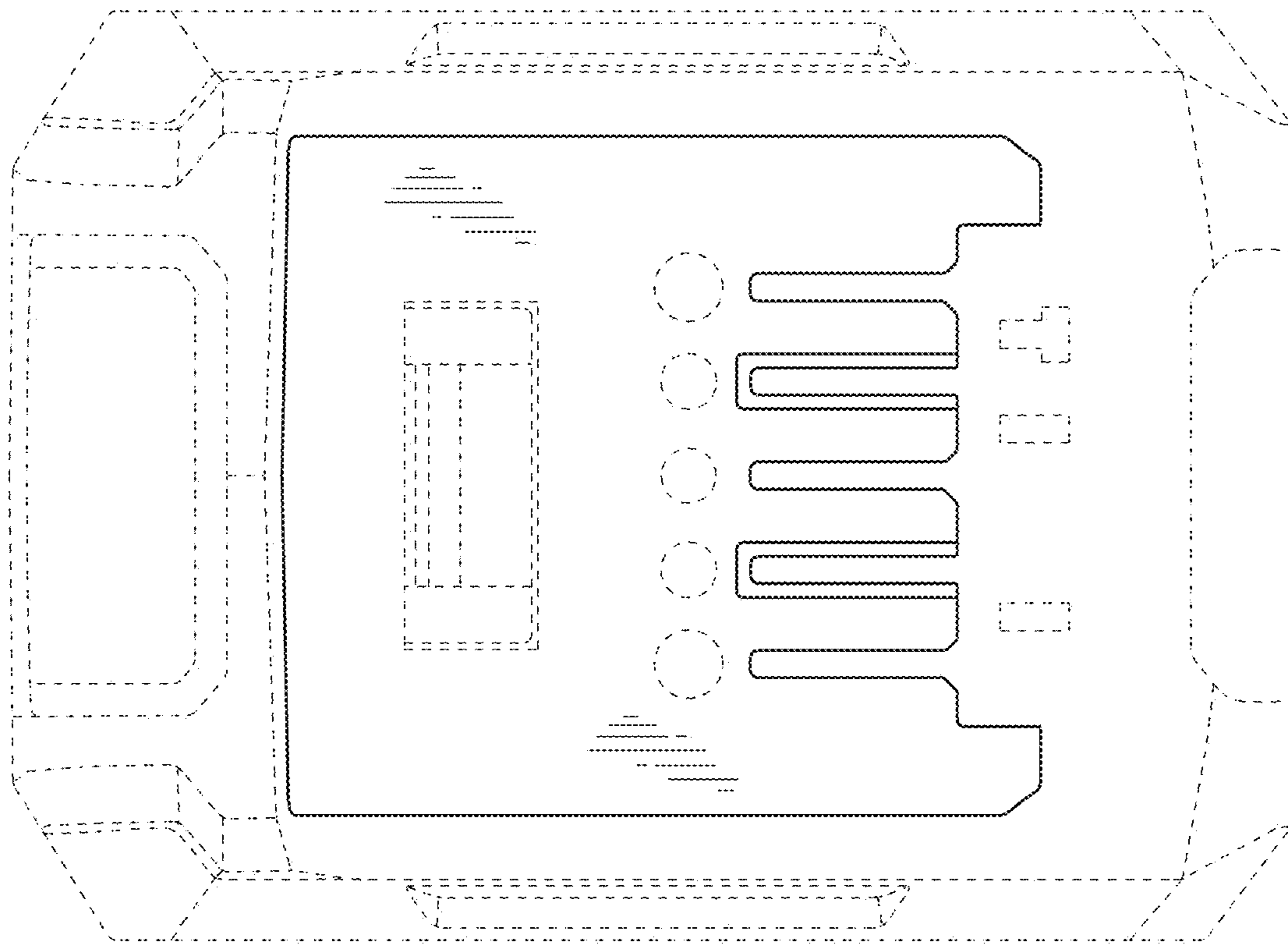


Fig. 5




Fig. 6

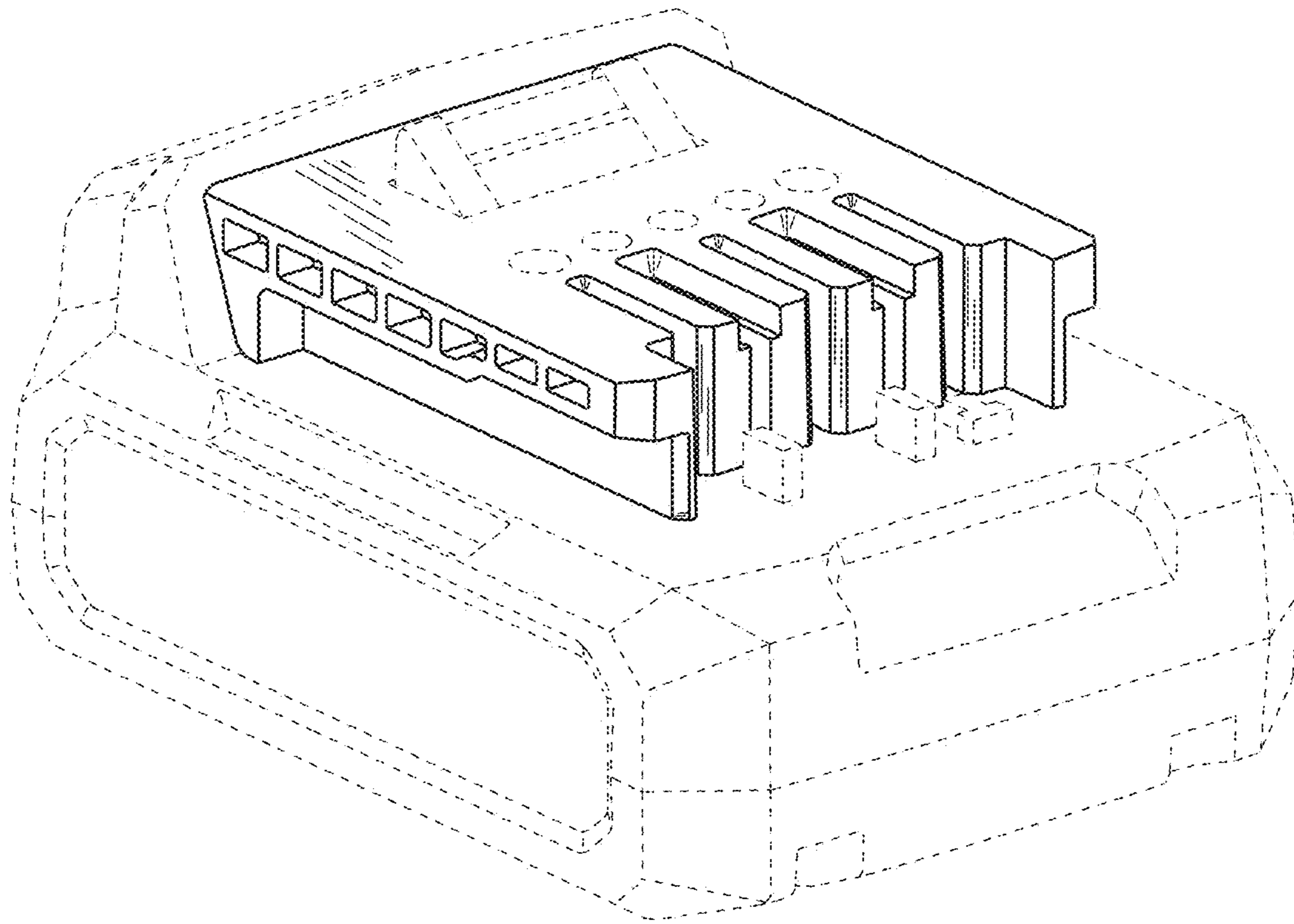


Fig. 7