



US00D894114S

(12) **United States Design Patent** (10) **Patent No.:** **US D894,114 S**
Fontaine (45) **Date of Patent:** **** Aug. 25, 2020**

- (54) **TIRE SIDEWALL**
- (71) Applicant: **The Goodyear Tire & Rubber Company, Akron, OH (US)**
- (72) Inventor: **Sebastien Willy Fontaine, Vichten (LU)**
- (73) Assignee: **The Goodyear Tire & Rubber Company, Akron, OH (US)**
- (**) Term: **15 Years**
- (21) Appl. No.: **29/689,448**
- (22) Filed: **Apr. 30, 2019**
- (51) **LOC (12) Cl.** **12-15**
- (52) **U.S. Cl.**
USPC **D12/605**
- (58) **Field of Classification Search**
USPC D12/604, 605
CPC B60C 13/00; B60C 1/00
See application file for complete search history.

(56) **References Cited**

U.S. PATENT DOCUMENTS

D503,146 S	3/2005	Maxwell et al.	D12/605
D543,499 S	5/2007	Shondel	D12/605
D547,261 S	7/2007	Shondel et al.	D12/605
D550,150 S	9/2007	Shondel	D12/605
D556,127 S *	11/2007	Iwabuchi	D12/605
D565,503 S *	4/2008	Tanaka	D12/605
D565,504 S *	4/2008	Tanaka	D12/605
D567,169 S	4/2008	Maxwell et al.	D12/605
D568,236 S	5/2008	Holden et al.	D12/605
D569,791 S *	5/2008	Iwabuchi	D12/605
D569,792 S	5/2008	Holden et al.	D12/605
D574,766 S *	8/2008	Iwabuchi	D12/605
D576,544 S *	9/2008	Onoe	D12/605
D581,352 S	11/2008	Harvey	D12/605
D581,353 S	11/2008	Harvey	D12/605
D581,354 S	11/2008	Harvey	D12/605

D583,313 S	12/2008	Harvey	D12/605
D585,016 S	1/2009	Weimer et al.	D12/605
D598,371 S	8/2009	Misumi	D12/605
D599,285 S	9/2009	Misumi	D12/605
D605,583 S	12/2009	Scheifele	D12/605
D606,014 S	12/2009	Kujime	D12/605
D606,015 S	12/2009	Kujime	D12/605
D606,933 S	12/2009	Palma et al.	D12/605
D608,274 S *	1/2010	Takahashi	D12/605
D610,978 S	3/2010	Harvey et al.	D12/605
D610,981 S	3/2010	Shondel	D12/605
D614,123 S	4/2010	Harvey	D12/605
D647,474 S *	10/2011	Takahashi	D12/605
D663,681 S *	7/2012	Corsi	D12/605

(Continued)

OTHER PUBLICATIONS

U.S. Appl. No. 29/659,046, filed Aug. 6, 2018, Fontaine, et al.
(Continued)

Primary Examiner — Michelle E. Wilson
Assistant Examiner — Clese Moore, Jr.
(74) *Attorney, Agent, or Firm* — Robert N. Lipsik

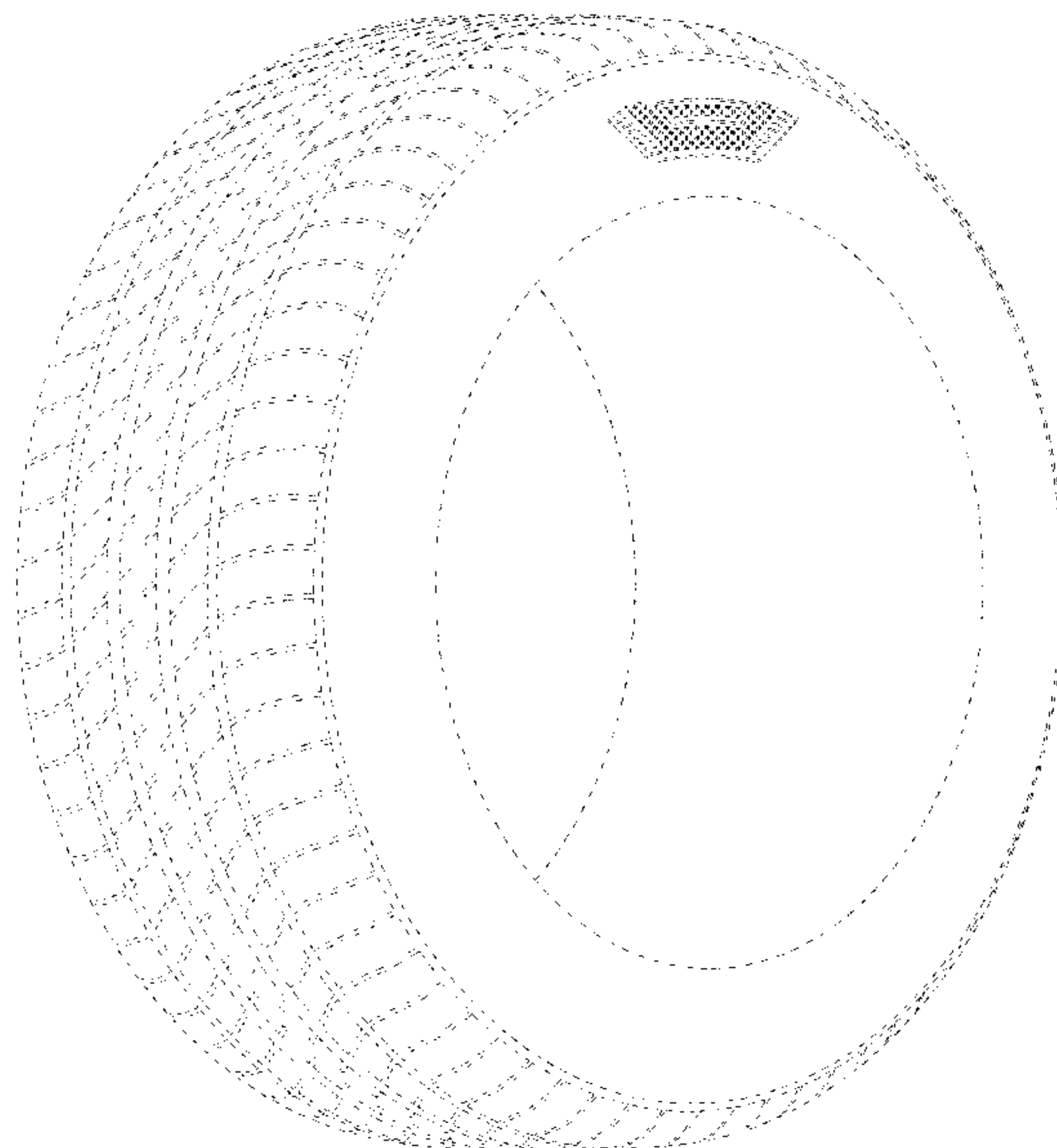
(57) **CLAIM**

The ornamental design for a tire sidewall, as shown and described.

DESCRIPTION

FIG. 1 is a perspective view of a tire sidewall showing our new design;
FIG. 2 is a front elevational view thereof; and,
FIG. 3 is an enlarged fragmentary front elevational view thereof.
In the drawings, the broken lines showing of the tire tread, inner bead and the peripheral boundary between the tire tread and the sidewall in FIGS. 1 through 3 depict environmental subject matter and form no part of the claimed design.

1 Claim, 3 Drawing Sheets



(56)

References Cited

U.S. PATENT DOCUMENTS

D667,369	S	9/2012	Fontaine et al.	D12/605
D668,603	S *	10/2012	Iwabuchi	D12/605
D676,805	S *	2/2013	Iwabuchi	D12/605
D684,109	S *	6/2013	Iwabuchi	D12/605
D699,665	S	2/2014	Maxwell et al.	D12/605
D709,821	S *	7/2014	Fujita	D12/605
D732,468	S *	6/2015	Schoeppner	D12/605
D738,300	S *	9/2015	Frappart	D12/605
D749,498	S *	2/2016	Ropars	D12/605
D750,555	S *	3/2016	Iwabuchi	D12/605
D769,807	S	10/2016	Ishikawa	D12/605
D777,658	S *	1/2017	Taniguchi	D12/605
D778,815	S *	2/2017	Emorine	D12/605
D779,423	S *	2/2017	Emorine	D12/605
D779,424	S *	2/2017	Emorine	D12/605
D789,879	S *	6/2017	Itoi	D12/605
D792,842	S *	7/2017	Itoi	D12/605
D802,526	S *	11/2017	Ishikawa	D12/605
D813,799	S	3/2018	Maxwell et al.	D12/605
D814,394	S *	4/2018	Wuescher	D12/605
D823,785	S	7/2018	Noel et al.	D12/605
2005/0081975	A1 *	4/2005	Sano	B60C 13/001 152/523

OTHER PUBLICATIONS

U.S. Appl. No. 29/662,197, filed Sep. 4, 2018, Fontaine, et al.
U.S. Appl. No. 29/665,284, filed Oct. 2, 2018, Fontaine, et al.
U.S. Appl. No. 29/668,998, filed Nov. 5, 2018, Fontaine, et al.
U.S. Appl. No. 29/669,000, filed Nov. 5, 2018, Fontaine, et al.
U.S. Appl. No. 29/682,241, filed Mar. 4, 2019, Fontaine, et al.
U.S. Appl. No. 29/682,244, filed Mar. 4, 2019, Fontaine, et al.
U.S. Appl. No. 29/684,577, filed Mar. 22, 2019, Fontaine, et al.

* cited by examiner

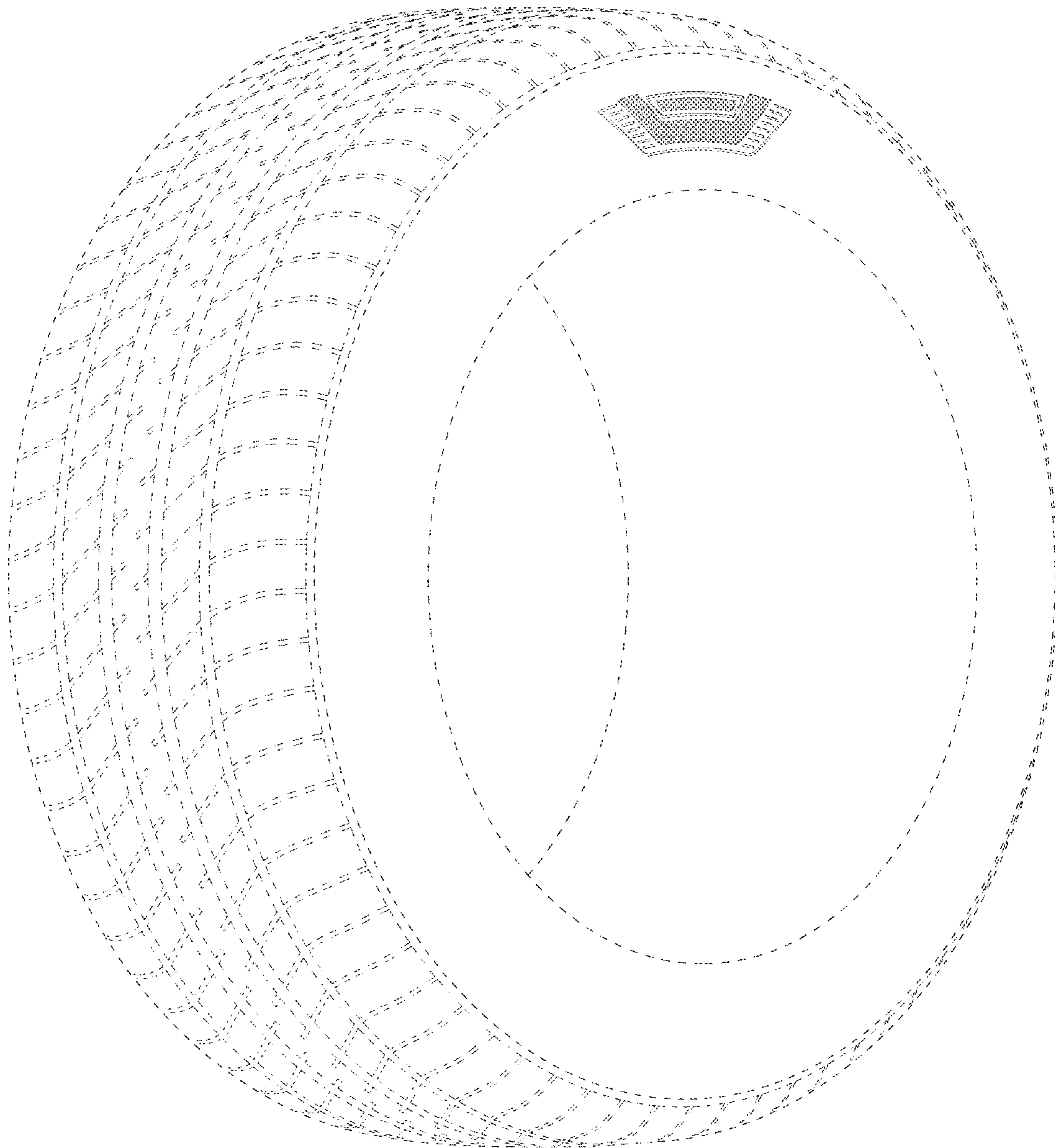


FIG - 1

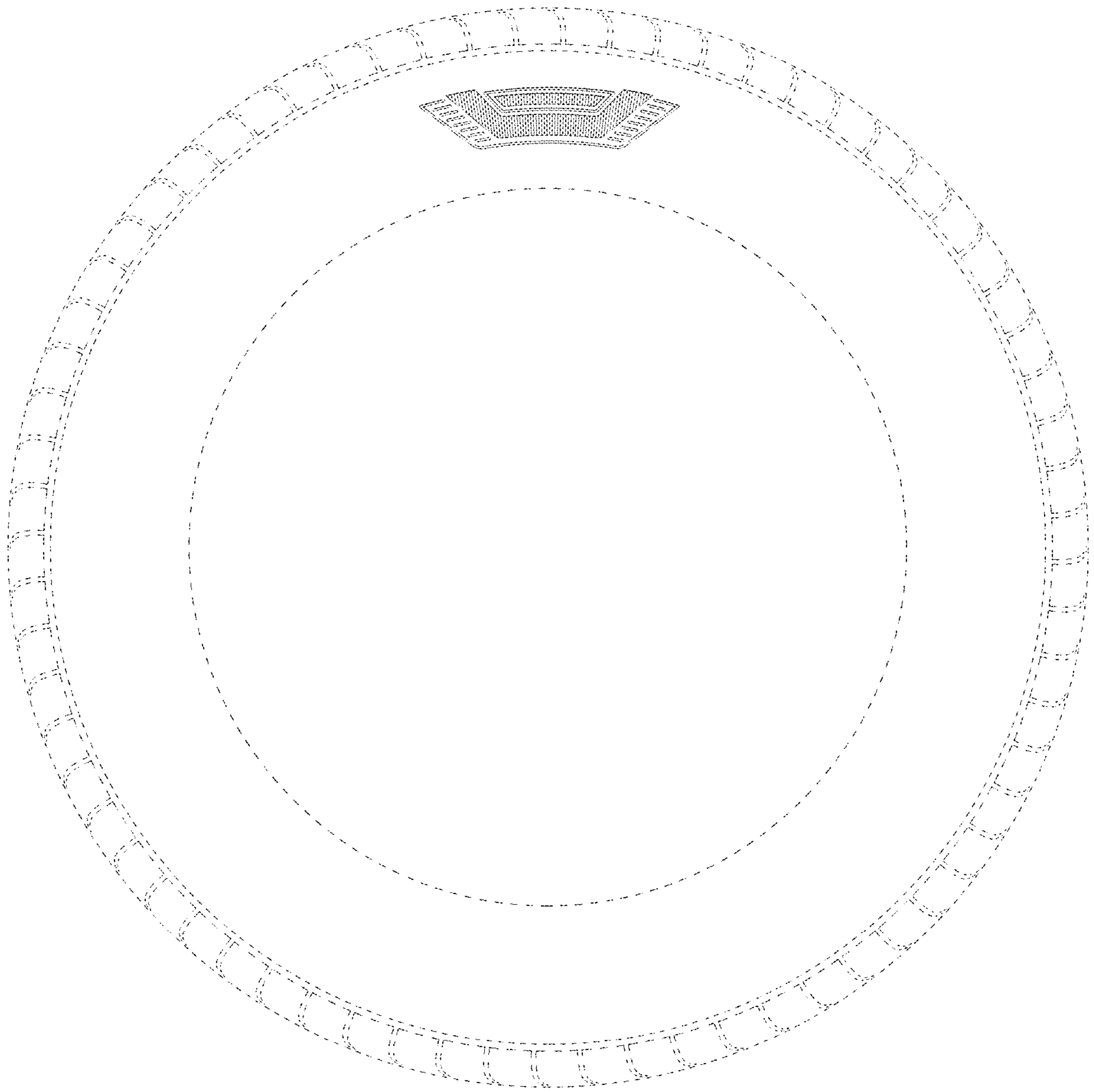


FIG - 2

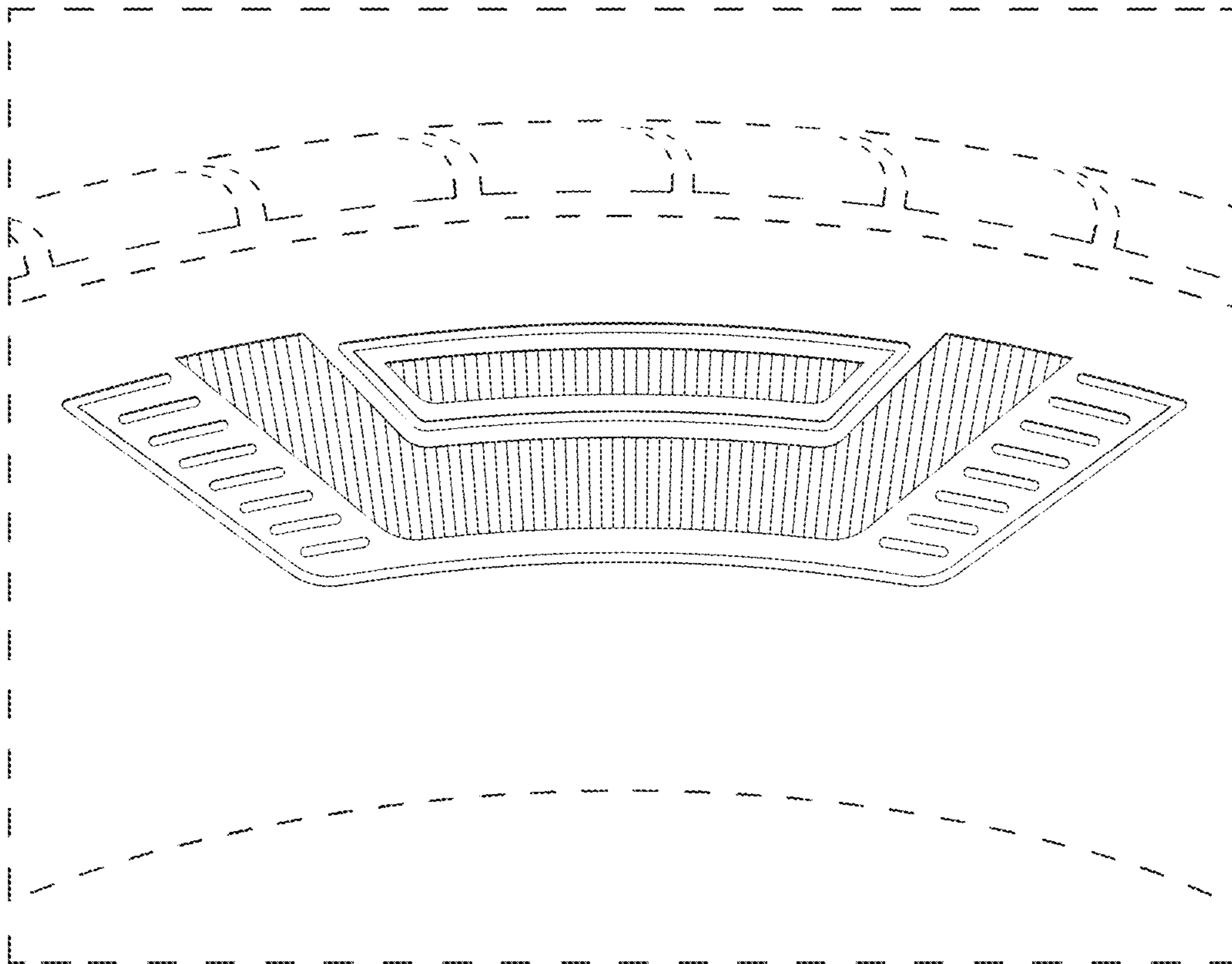


FIG - 3