



US00D894086S

(12) **United States Design Patent**  
**Liu**

(10) **Patent No.:** **US D894,086 S**

(45) **Date of Patent:** **\*\* Aug. 25, 2020**

(54) **VEHICLE WHEEL**

(71) Applicant: **CITIC Dicastal Co., Ltd.**,  
Qinhuangdao (CN)

(72) Inventor: **Zhichong Liu**, Qinhuangdao (CN)

(73) Assignee: **CITIC Dicastal Co., Ltd.**,  
Qinhuangdao (CN)

(\*\*) Term: **15 Years**

(21) Appl. No.: **29/707,545**

(22) Filed: **Sep. 29, 2019**

(30) **Foreign Application Priority Data**

Jun. 17, 2019 (CN) ..... 2019 3 03121923

(51) **LOC (12) Cl.** ..... **12-16**

(52) **U.S. Cl.**  
USPC ..... **D12/209**

(58) **Field of Classification Search**

USPC ..... D12/204-213; D21/563

CPC .... B60B 7/00; B60B 7/02; B60B 7/04; B60B

7/01; B60B 7/06; B60B 3/02; B60B 3/04;

B60B 3/06; B60B 3/10; B60B 1/00;

B60B 1/08; B60B 1/10; B60B 1/12

See application file for complete search history.

(56) **References Cited**

**U.S. PATENT DOCUMENTS**

D460,396 S \* 7/2002 Kember ..... D12/209

D617,716 S \* 6/2010 Lamm ..... D12/211

D620,865 S \* 8/2010 Park ..... D12/209

D658,108 S \* 4/2012 Fetherston ..... D12/211

D663,249 S \* 7/2012 Zhang ..... D12/211

D670,635 S \* 11/2012 Pollmann ..... D12/211

D671,472 S \* 11/2012 Pollmann ..... D12/209

D689,810 S \* 9/2013 Mindt ..... D12/209

D697,009 S \* 1/2014 Pollmann ..... D12/209

D739,328 S \* 9/2015 Buck ..... D12/209

D761,180 S \* 7/2016 Bucher ..... D12/209

D827,544 S \* 9/2018 Platto ..... D12/209

D856,888 S \* 8/2019 Melville-Brown ..... D12/209

D879,693 S \* 3/2020 Wang ..... D12/209

D883,887 S \* 5/2020 Liu ..... D12/209

\* cited by examiner

*Primary Examiner* — Stacia A Cadmus

(74) *Attorney, Agent, or Firm* — IPro, PLLC; Qian Gu

(57) **CLAIM**

The ornamental design for a vehicle wheel, as shown and described.

**DESCRIPTION**



FIG. 1 is a front view of a vehicle wheel.

FIG. 2 is a perspective view of the vehicle wheel; and,

FIG. 3 is a left side view of the vehicle wheel.

The broken line showing of the rear of the rim, the valve stem hole, the bolt holes and the center hole in the central hub area is included for the purpose of illustrating environment and forms no part of the claimed design.

**1 Claim, 3 Drawing Sheets**






FIG. 1




FIG. 2




FIG. 3