



US00D894033S

(12) **United States Design Patent**
Zhang

(10) **Patent No.:** **US D894,033 S**

(45) **Date of Patent:** **** Aug. 25, 2020**

(54) **WATCH BAND**

(71) Applicant: **Qifan Zhang**, Haifeng County (CN)

(72) Inventor: **Qifan Zhang**, Haifeng County (CN)

(**) Term: **15 Years**

(21) Appl. No.: **29/692,780**

(22) Filed: **May 29, 2019**

(51) **LOC (12) Cl.** **11-01**

(52) **U.S. Cl.**
USPC **D11/3**

(58) **Field of Classification Search**

USPC D11/1-18; D10/31, 32, 38; D14/344
CPC A44C 5/00; A44C 5/0007; A44C 5/0015;
A44C 5/0046; A44C 5/0053; A44C
5/0061; A44C 5/0069; A44C 5/0076;
A44C 5/0084; A44C 5/0092; A44C 5/02;
A44C 5/12; A44C 5/14; A44C 5/142;
A44C 5/145; A44C 5/147; A44C 5/16

See application file for complete search history.

(56) **References Cited**

U.S. PATENT DOCUMENTS

| | | | | |
|--------------|---------|---------|-------|---------|
| D152,417 S * | 1/1949 | Glass | | D10/32 |
| D727,197 S * | 4/2015 | Akana | | D11/3 |
| D737,157 S * | 8/2015 | Akana | | D10/32 |
| D747,997 S * | 1/2016 | Akana | | D11/3 |
| D756,822 S * | 5/2016 | Akana | | D10/32 |
| D767,436 S * | 9/2016 | Goodner | | D11/3 |
| D779,993 S * | 2/2017 | Akana | | D11/3 |
| D796,045 S * | 8/2017 | Henning | | D14/344 |
| D805,643 S * | 12/2017 | Wu | | D24/167 |
| D812,608 S * | 3/2018 | Jones | | D14/344 |

| | | | | |
|--------------|---------|-------------|-------|---------|
| D813,058 S * | 3/2018 | Kanikananta | | D10/32 |
| D818,855 S * | 5/2018 | Tooze | | D10/70 |
| D824,033 S * | 7/2018 | Masuyama | | D24/167 |
| D824,273 S * | 7/2018 | Akana | | D11/3 |
| D826,763 S * | 8/2018 | Chuang | | D11/3 |
| D840,042 S * | 2/2019 | Yan | | D24/167 |
| D843,997 S * | 3/2019 | Yu | | D14/344 |
| D858,515 S * | 9/2019 | Akana | | D14/344 |
| D861,677 S * | 10/2019 | Wu | | D14/344 |
| D863,095 S * | 10/2019 | Akana | | D11/3 |
| D865,759 S * | 11/2019 | Haranaka | | D14/344 |
| D875,728 S * | 2/2020 | Wu | | D14/344 |
| D878,365 S * | 3/2020 | Choplin | | D14/344 |
| D881,059 S * | 4/2020 | Schowalter | | D11/3 |
| D881,876 S * | 4/2020 | Xiao | | D14/344 |
| D883,840 S * | 5/2020 | Schowalter | | D11/3 |
| D884,695 S * | 5/2020 | Jones | | D14/344 |

* cited by examiner

Primary Examiner — Llorellys Martinez

(57) **CLAIM**

The ornamental design for a watch band, as shown and described.

DESCRIPTION

FIG. 1 is a front elevational view of the watch band in use, showing my new design;

FIG. 2 is a front elevational view thereof;

FIG. 3 is a rear elevational view thereof;

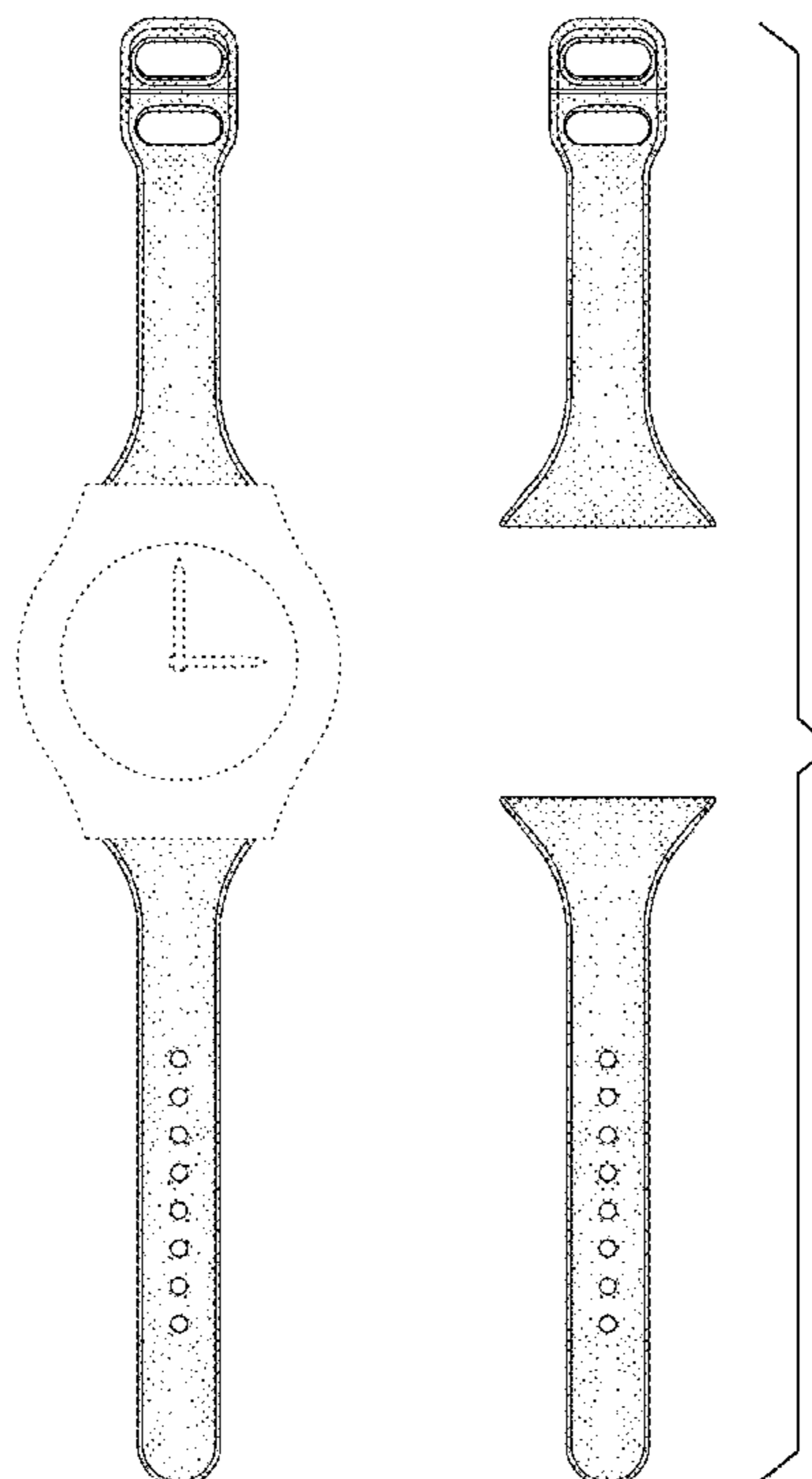
FIG. 4 is a left side elevational view thereof;

FIG. 5 is a right side elevational view thereof; and,

FIG. 6 is a perspective view thereof.

The broken lines showing a watch case in FIG. 1 illustrate environmental structure that forms no part of the claimed design.

1 Claim, 6 Drawing Sheets



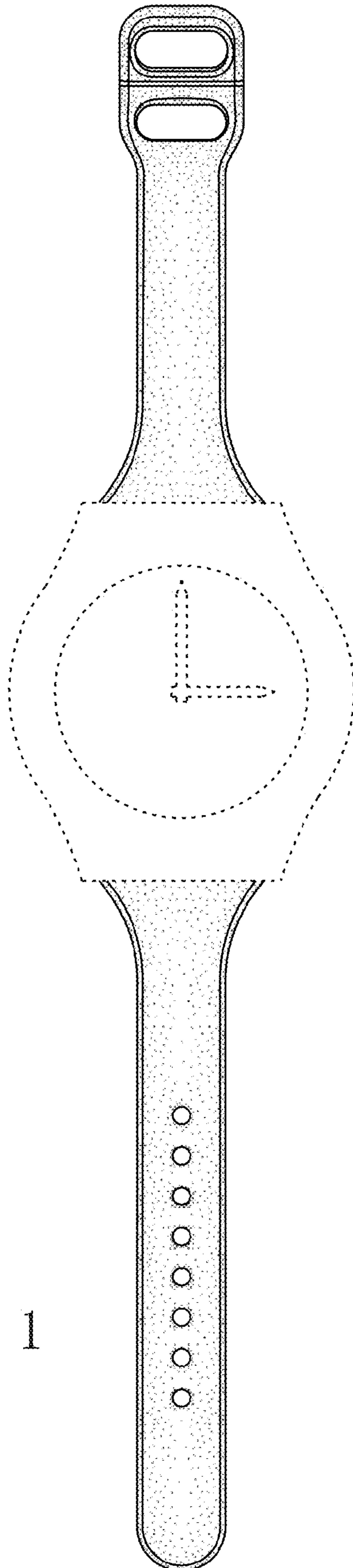


FIG. 1

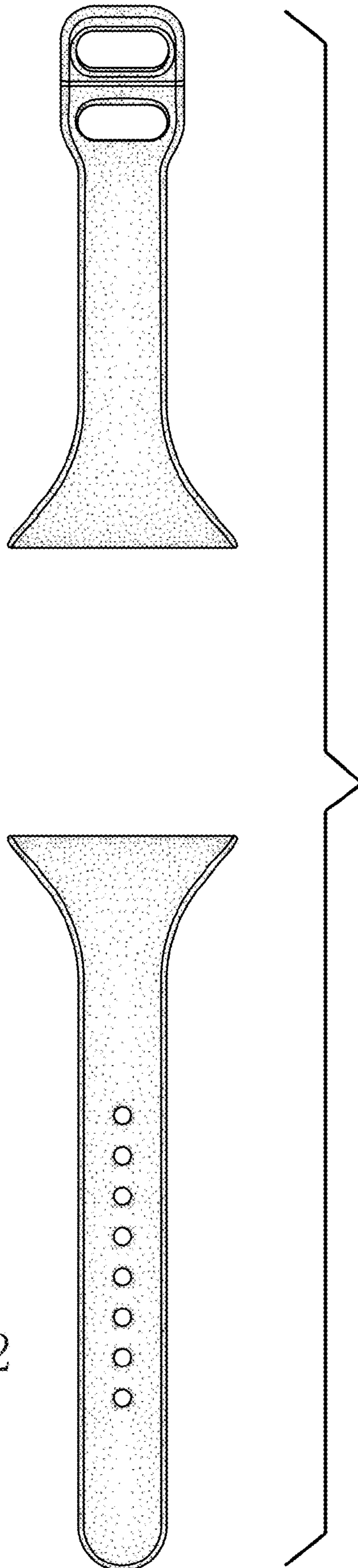


FIG. 2

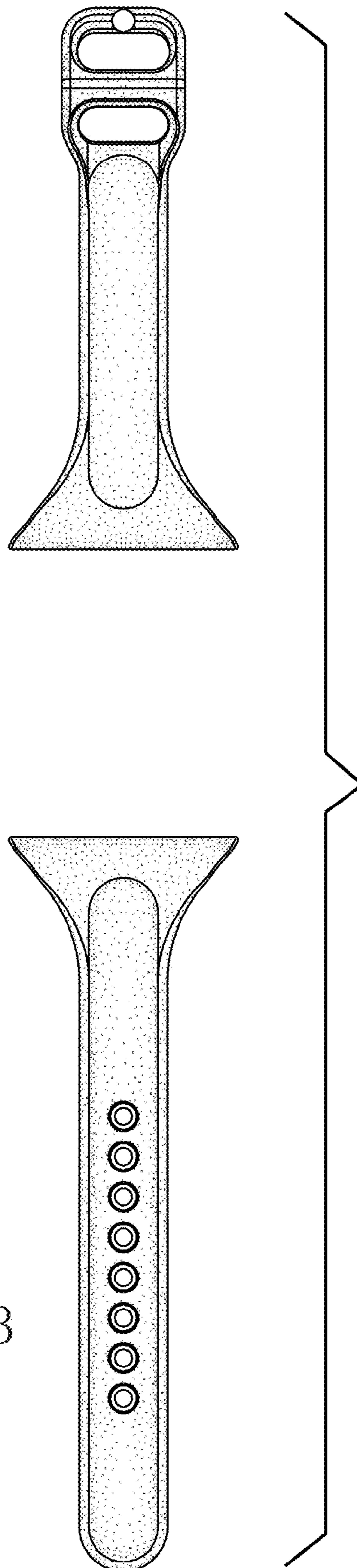


FIG. 3

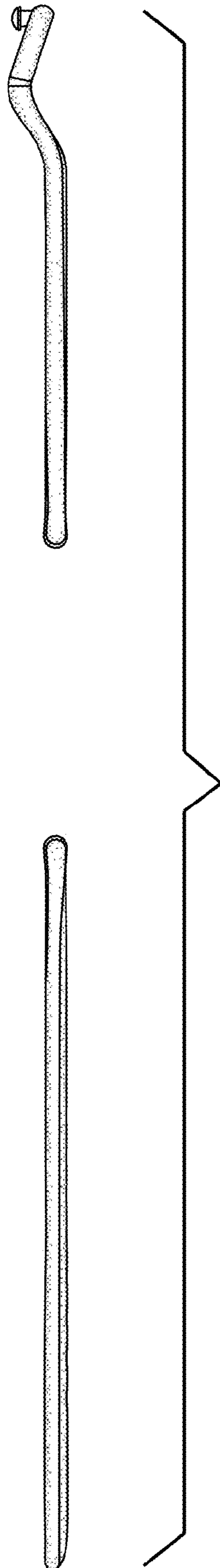


FIG. 4

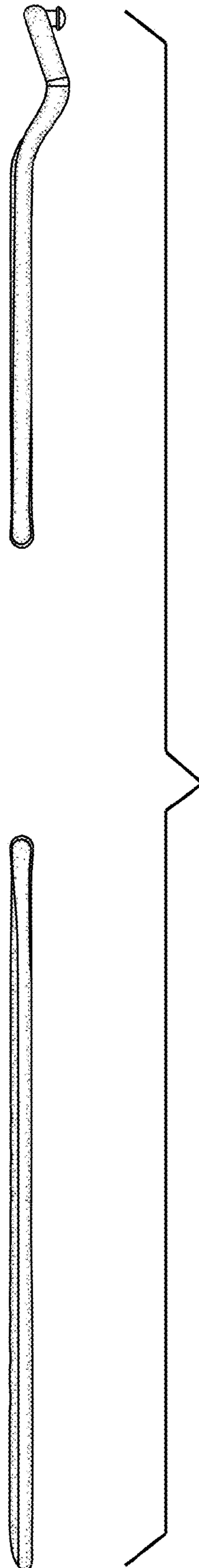


FIG. 5

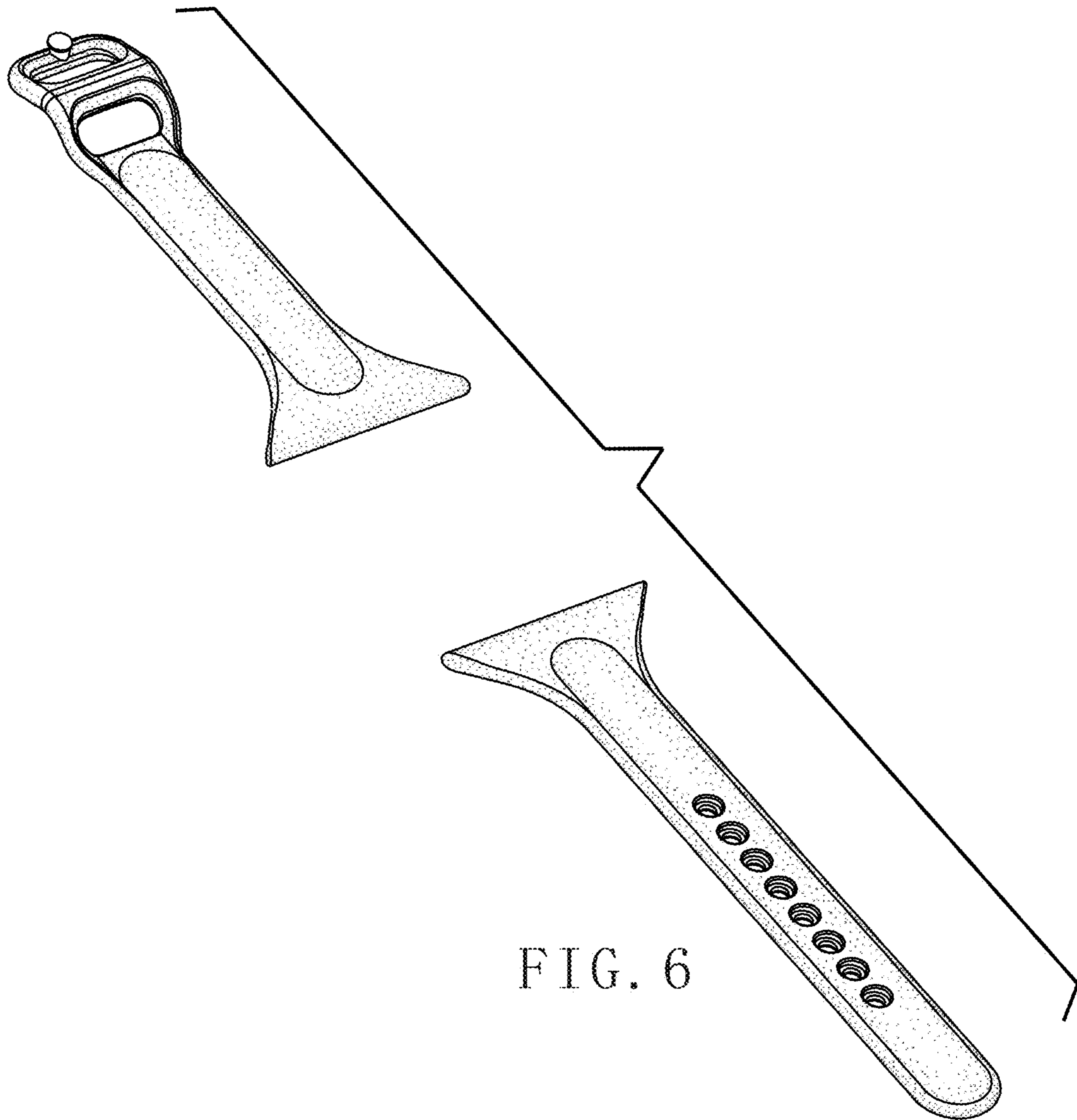


FIG. 6